

Five Year Capital Plan


The Capital Plan is a blueprint that defines major projects that the Town hopes to undertake and complete over the next five years in addition to the purchase of vehicles and equipment that have greater than a five-year life span. The Plan includes “must do” projects such as road and bridge repairs as well as the “it would be nice to have” projects such as a new park and / or recreational facilities.

The capital planning process begins with department heads identifying the major projects they feel should / need to be implemented, along with the estimated costs associated with each project and whether the project is likely to be funded by borrowing, grants, fund balance or the annual budget.

The list is then reviewed by the Town Board who then approves the projects based on need, and decides how the projects will be funded. If it is concluded that borrowing will be necessary to fund certain projects, the Board must determine how much debt service the Town can responsibly undertake annually.

Based on that review the Town Board adopts, as part of the Budget, a one-year Capital Budget that lists the projects likely to be implemented during that year and how each of the projects will be funded, and a five-year Capital Plan that looks ahead to the projects that will need to be completed in the future.

Debt for projects previously approved as well as new capital projects funded by borrowing is reflected in the debt service portion of each of the funds having a liability of principal and interest payments.



2020 Capital Plan

Project	Stage	Anticipated Start	Total Cost	Source of Funding				Explanation
				Gen'l Budget	BAN / Bond	Other Unspecified	Grant Reimburse	
BUILDINGS & GROUNDS								
Replace Town Hall Roof	Completed	2019	175,000			175,000		Capital Contingency
Total Town Hall Projects Completed			175,000			175,000		
Replace Phone System Townwide	Construction	2020	100,000			100,000		Capital Contingency
Replace Front Stairs, Rails, Ramp & Oil Tank	Construction	2020	45,000			45,000		Capital Contingency
Install a Fire & Safety Detection System	Design	2020	35,000			35,000		Capital Contingency
Replace Board Room, Basement, & Main Floor Tiles	Idea	2020	45,000			45,000		Capital Contingency
Repave/Top Coat Commuter Parking Lot	Design	2023	75,000			75,000		Solar Panel Project
Total Town Hall Projects Proposed			300,000			300,000		
Replace Boiler #3	Completed	2019	148,000			148,000		Capital Contingency
Total AACCCC Projects Completed			148,000			148,000		
Replace Roof (Gym & Marquis)	Design/Construction	2021-2022	255,000			255,000		Capital Contingency
Total AACCCC Projects Proposed			255,000			255,000		
ENGINEERING								
Replace Retaining Wall on Mohegan Avenue	In Progress	2019	936,000			936,000		Fund Balance - Capital Project
Replace Retaining Wall on Mohegan Ave addtl work		2020	100,000			100,000		Fund Balance
Hill Blvd Bridge Replacement	Construction	2020	2,600,000			2,600,000	2,470,000	Fund Balance / NYSDOT Grant
Veterans Rd Culvert Replacement	Construction	2020	820,000			820,000	820,000	Fund Balance / NYSDOT Grant
Strang Blvd Gabion Wall Rehabilitation	Repair	2020	35,000			35,000		Fund Balance
Highbrook Street Culvert Rehabilitation/Re-Lining	Design/Construct	2020	150,000			150,000		Fund Balance
Ridge Street Retaining Wall Stabilization/Culvert Rehabilitation	Design	2021	75,000			75,000		Fund Balance
Greenwood St Bridge Repair/Replacement	Design	2021	400,000			400,000	360,000	Fund Balance / Possible BridgeNY Grant
Strang Blvd Gabion Wall Rehabilitation	Design	2022	75,000			75,000		Fund Balance
Old Crompond Rd Culvert Repair/Replacement	Design	2022	75,000			75,000	67,500	Fund Balance / Possible BridgeNY Grant
Old Kitchawan Rd Culvert Repair/Replacement	Design	2022	140,000			140,000	126,000	Fund Balance / Possible BridgeNY Grant
Ridge Street Retaining Wall Stabilization/Culvert Rehabilitation	Construction	2022	350,000			350,000		Fund Balance
Greenwood St Bridge Repair/Replacement	Construction	2023	1,600,000			1,600,000	1,400,000	Fund Balance / Possible BridgeNY Grant
Brookside Ave Culvert Replacement	Design	2023	750,000			750,000	675,000	Fund Balance / Possible BridgeNY Grant
Old Crompond Rd Culvert Repair/Replacement	Construction	2023	325,000			325,000	292,500	Fund Balance / Possible BridgeNY Grant
Strang Blvd Gabion Wall Rehabilitation	Construction	2023	225,000			225,000		Fund Balance
Old Kitchawan Rd Culvert Repair/Replacement	Construction	2024	640,000			640,000	576,000	Fund Balance / Possible BridgeNY Grant
Arcady Road Repair	Idea	2024	TBD			TBD		Fund Balance
Total Engineering Projects Proposed			8,260,000			8,260,000	6,787,000	
Sewer								
Pump Station Rehab: Walden Woods, Jeff Park, Jeff Valley	In Progress	2019	2,345,000			2,345,000		Sewer Fund Balance
WWTP Improvements: Design- Electrical & Generator Upgrades	Design	2019	40,000	40,000			40,000	O&M Agreement with NYCDEP
Peekskill Sewer Collection System- I&I Flow Study	RFP issued	2019	150,000			150,000		Sewer Fund Balance
Pump Station Rehab: Engineering Design - 4 pump stations	RFP issued	2019	400,000			400,000		Sewer Fund Balance
WWTP Improvements: Construction- Electrical & Generator Upgrades	Idea	2020	600,000			600,000		Sewer Fund Balance
Pump Station Rehabilitation: Study/Design- Hunterbrook Sewer District	Idea	2020	40,000			40,000		Sewer Fund Balance
District-Wide Sewer Rate Study	Idea	2020	150,000			150,000		Sewer Fund Balance
Peekskill Sewer Collection System- Engineering Study for SSES	Planned	2020	200,000			200,000	200,000	Sewer Fund Balance / Possible Grant
HMSD Extension Project- Phase 1	Design	2020	2,000,000		2,000,000			
HMSD Extension Project- Phase 1	Construction	2021	12,300,000		12,300,000		10,000,000	East of Hudson Funds/Westchester County
Pump Station Rehab: Construction- 4 pump stations	Planned	2021	2,500,000			2,500,000		Sewer Fund Balance
Yorktown Heights WPCF Facility Study & Needs Assessment	Idea	2021	250,000			250,000		Sewer Fund Balance
Pump Station Rehabilitation: Construction- Hunterbrook Sewer District	Idea	2021	500,000			500,000		To be Determined
Peekskill Sewer Collection System- SSES Improvements	Planned	2022	600,000			600,000		Sewer Fund Balance / Possible Grant
Yorktown Heights WPCF Headworks & Sludge Upgrades	Idea	2022	2,000,000			2,000,000		Sewer Fund Balance / Possible Grant

2020 Capital Plan

Project	Stage	Anticipated Start	Total Cost	Source of Funding				Grant Reimburse	Explanation
				Gen'l Budget	BAN / Bond	Other Unspecified			
WWTP & Pump Station- SCADA & Instrumentation Upgrade	Idea	2023	1,000,000			1,000,000		Sewer Fund Balance	
Yorktown Heights WPCF Facility Upgrade	Idea	2023	5,000,000		5,000,000			BAN / Possible Grant	
Total Sewer Projects Proposed			27,730,000	40,000	19,300,000	8,390,000	10,240,000		
HIGHWAY									
Purchase Generator for the Highway Department	Complete	2019	20,000	20,000					
Purchase Trucks - 4 Wheel Drive Plow Trucks (3)	Complete	2019	185,000	185,000					
Purchase Compact Excavator	Complete	2019	85,263	85,263					
Purchase Asphalt Hot Patcher (Hot Box)	Complete	2019	31,000	31,000					
Purchase Trucks - F350 XLT (1)	Complete	2019	44,400	44,400					
Purchase Trucks - F650 (2)	Complete	2019	94,000	94,000					
Purchase Trucks - F550XL(1)	Complete	2019	87,000	87,000					
Purchase Trucks - Basin Truck	In Progress	2019	75,000	75,000					
Total Highway Equipment Purchases Completed			621,663	621,663					
Purchase Radios & GPS for all Trucks	Purchase	2020	75,000			75,000		Highway Fund Balance	
Purchase Trucks - F550 (2)	Purchase	2020	182,000			182,000		Highway Fund Balance	
Highway Building Rehabilitation (ventilation in garage, rest area)	Idea	2020	300,000			300,000	300,000	Highway Fund Balance / NYS Grant	
Purchase Trucks - 4 Wheel Drive Plow Trucks (1)	Idea	2021	190,000	190,000					
Purchase Trucks - Tree Truck	Idea	2021	300,000			300,000		Highway Fund Balance	
Purchase Trucks - Loader	Idea	2022	280,000			280,000		Highway Fund Balance	
Purchase Trucks - F550 (1)	Idea	2022	91,000	91,000					
Purchase Trucks - 4 Wheel Drive Plow Trucks (1)	Idea	2022	200,000			200,000		Highway Fund Balance	
Purchase Trucks - F550 (1)	Idea	2023	91,000	91,000					
Purchase Trucks - 4 Wheel Drive Plow Trucks (1)	Idea	2023	200,000			200,000		Highway Fund Balance	
Purchase Trucks - F550 (1)	Idea	2024	100,000	100,000					
Purchase Trucks - 4 Wheel Drive Plow Trucks (1)	Idea	2024	210,000			210,000		Highway Fund Balance	
Purchase Trucks - F550 (1)	Idea	2025	100,000	100,000					
Purchase Trucks - 4 Wheel Drive Plow Trucks (1)	Idea	2025	210,000			210,000		Highway Fund Balance	
Total Trucks/Equipment Proposed			2,529,000	572,000		1,957,000	300,000		
Paving Approx. 9.5 miles of Road	Complete	2019	1,166,200	1,166,200			460,000	Gen Fund Bal Trans / CHIPS	
Paving Approx. 5 miles of Road	Planned	2020	1,060,000	1,060,000			460,000	CHIPS	
Paving Approx. 5 miles of Road	Planned	2021	1,500,000	1,500,000			460,000	CHIPS	
Paving Approx. 5 miles of Road	Planned	2022	1,500,000	1,500,000			460,000	CHIPS	
Paving Approx. 5 miles of Road	Planned	2023	1,500,000	1,500,000			460,000	CHIPS	
Paving Approx. 5 miles of Road	Planned	2024	1,500,000	1,500,000			460,000	CHIPS	
Paving Approx. 5 miles of Road	Planned	2025	1,500,000	1,500,000			460,000	CHIPS	
Total Paving Proposed			8,560,000	8,560,000			2,760,000		
Drainage Projects Completed	Complete	2019	55,000	55,000				Highway Dept	
Drainage Projects	Idea	2020	50,000	50,000				Highway Dept	
Drainage Projects	Idea	2021	75,000	75,000				Highway Dept	
Drainage Projects	Idea	2022	100,000	100,000				Highway Dept	
Drainage Projects	Idea	2023	100,000	100,000				Highway Dept	
Drainage Projects	Idea	2024	100,000	100,000				Highway Dept	
Drainage Projects	Idea	2025	100,000	100,000				Highway Dept	
Total Drainage/Improvement Projects Proposed			525,000	525,000					
LIBRARY									
Replace Emergency Steps/Repair & Seal Exterior Wall	Completed								
Install rain screen system / raise utility door to stop intermittent roof leak	Completed	2019							
Renovate Adult Restrooms; upgrade lighting and flooring in entrances	In Progress	2019	166,000			166,000	83,000	Library Trustees' Gift Fund	
Replace T-8 and T-12 Fluorescent Lights with LED Fixtures	In Progress	2019	48,000			48,000	24,000	Library Trustees' Gift Fund	

2020 Capital Plan

Project	Stage	Anticipated Start	Total Cost	Source of Funding				Explanation
				Gen'l Budget	BAN / Bond	Other Unspecified	Grant Reimburse	
Install 13 thermal windows and new shades in the community room	In Progress	2019	32,000			32,000	10,300	Library Trustees' Gift Fund
Total Library Projects Completed			246,000			246,000	117,300	
Required upgrades to the library elevator	Planned	2020	16,500	16,500				
Front Porch Repair	Idea	2020	7,000	7,000				
Install 3 composite window surrounds, repair and prime wood and paint building	Idea	2020	50,000	50,000				
Parking lot repairs and repaving	Idea	2020	11,000	11,000				
Installation of a generator to run HVAC and septic during extended power outages	Idea	2021	15,000	10,000		5,000	5,000	
Security upgrade to include additional security cameras, new window locks, new door alarm	Idea	2022	10,000	10,000				Library Budget
Adult Room Renovation (interior glass walls, carpet, electrical work, recabing, furniture)	Idea	2023	1,500,000			1,500,000	500,000	Library Trustees' Gift Fund, Friends of the Library
Installation of an outdoor electronic sign	Idea	2023	16,000			16,000	8,000	Friends of the Library
Total Library Projects Proposed			1,625,500	104,500		1,521,000	513,000	
NUTRITION								
Senior Van & Steam Table	In Progress	2019	65,000			65,000	65,000	Fieldhome Foundation
2 New Senior Vans	In Progress	2019	137,000			137,000	109,600	NYSDOT/Senior Trust
Senior Van	In Progress	2019	57,999			57,999	43,991	CDBG
Reach-In Freezer	In Progress	2019	5,200	5,200				
Total Nutrition Projects Completed			265,199	5,200		259,999	218,591	
Reach-In Refrigerator	Idea	2020	4,300	4,300				
Total Nutrition Projects Proposed			4,300	4,300				
PARKS & RECREATION								
Valley Field Golf Course	In Progress	2017	0	0				
Downing Park Tennis Courts - Lower	Complete	2019	27,400			27,400		Trust
Blackberry Woods - Tennis Courts	Complete	2019	28,660			28,660		Trust
Shrub Oak Park - Tennis Courts	Complete	2019	124,500			124,500		Trust
F350 Pick Up XL Extended Cab	Complete	2019	50,000	50,000				
Total Parks & Recreation Projects Completed			230,560	50,000		180,560		
Fleet Replacement - F350 Pick Up XL Extended Cab (2)	Purchase	2020	74,400			74,400		Fund Balance
Equipment Purchase - Toro 5910 Groundsmaster	Purchase	2020	113,683			113,683		Fund Balance
Junior Lake Concrete Repair of Deck	Construction	2020	43,750			43,750		Fund Balance
Adaptive Playground - Granite Knolls	Construction	2020	310,000			310,000	250,000	Fund Balance/New York State
202 & Shrub Oak Field LED Lighting (existing bulbs no longer available)	Idea	2020	162,500			162,500		To Be Determined If Approved
Downing Park - Parking Lot Paving continued	Idea	2020	28,000	28,000				
Railroad Park - Basketball Court Reconstruction	Idea	2021	25,000			25,000		Trust
Kensington Woods - Seal, Repair, Resurface Basketball Court	Idea	2022	13,000	13,000				
Holland Sporting Club - Engineering Services	Idea	2023	27,000			27,000		Trust
Holland Sporting Club Construction	Idea	2024	400,000			400,000		To Be Determined If Approved
Playground Equipment and Repair	Idea	2024	100,000			100,000		To Be Determined If Approved
Splash Park & Tot Lot at Sparkle Lake	Idea	2025	200,000			200,000	200,000	Trust / Contingent on Parks Grant Approval
Downing Park Tennis Courts - Upper	Idea	2025	125,100			125,100		Trust
Total Parks & Recreation Projects Proposed			1,622,433	41,000		1,581,433		
PLANNING								
Pines Bridge Monument	Complete	2019	225,000	50,000		175,000	100,000	Fund Balance / Murphy-DASNY SAM #9136
Total Planning Projects Completed			225,000	50,000		175,000	100,000	
Zino Barn Relocation	In Progress	2019	95,000			95,000	44,925	Fund Bal / Contingent on Grant Approval
Railroad Park Station Renovation	In Progress	2020	502,625			502,625	245,860	Fund Balance / NYSDOT
Patriot Park Improvements - Paving path past memorials to garden	In Design	2020	50,000			50,000	50,000	Fund Balance / NYS Trailway Grant
Veterans Road Sidewalk, Commerce Street to Maple Hill Street	Design/Construction	2021	200,000			200,000		To Be Determined If Approved
Interpretive Signage in Historical Areas	Idea	2022	25,000			25,000		To Be Determined If Approved
Commerce Street Streetscape, Firehouse to Kear Street	Idea	2022	530,000			530,000		To Be Determined If Approved
Jefferson Valley Master Plan	Idea	2023	25,000			25,000		To Be Determined If Approved

2020 Capital Plan

Project	Stage	Anticipated Start	Total Cost	Source of Funding				Explanation
				Gen'l Budget	BAN / Bond	Other Unspecified	Grant Reimburse	
Veterans Road Streetscape, Commerce Street to Downing Drive	Idea	2025	200,000			200,000	100,000	To Be Determined If Approved
Mohegan Lake Park	Idea	2025	125,000			125,000	93,000	To Be Determined If Approved
Downing Drive, Commerce Street to Veterans Road	Idea	2026	354,000			354,000	118,000	To Be Determined If Approved
Downing Drive, Veterans Road to Route 118	Idea	2026	220,000			220,000	146,000	To Be Determined If Approved
Total Planning Projects Proposed			2,326,625			2,326,625	797,765	
CENTRAL GARAGE								
Replace front entrance door with panic bar + all hardware	Complete	2019	5,000	5,000				
Replace back entrance door with panic bar + all hardware	Complete	2019	5,000	5,000				
Total Central Garage Projects Completed			10,000	10,000				
Replace Roof on Refuse on Recycling Office	Idea	2020	5,000	5,000				
Replace Cement Aprons	Idea	2020	10,000	10,000				
Total Central Garage Projects Proposed			15,000	15,000				
POLICE								
Replacement PD & Town Court Roofs and PD A/C	Complete	2019	863,207			863,207		Capital Contingency
Bathroom exhaust fans	Complete	2019	6,000	6,000				
Total Projects Completed			869,207	6,000		863,207		
New CSW/ACO vehicle	Idea	2020	30,000	30,000				
Sidewalk/Curbing Replacement	Idea	2020	15,000	15,000				
Replace Windows	Idea	2020	65,000	65,000				
Replace 40 year old radio system	Idea	2020	850,000			850,000		To Be Determined If Approved
Total Police Department Projects Proposed			960,000	110,000		850,000		
TOWN COURT								
Replace Promenade / Stairway	Construction	2020	275,000			275,000		Fund Balance
Windows/Sealants/Mortar/Coping/Security Film	Idea	2020	43,000	43,000				
Control System for Pump Room at Courthouse	Idea	2021	25,000	25,000				
Replace Lobby Flooring	Idea	2022	50,000	50,000				
Replace Carpets throughout Courthouse	Idea	2023	50,000	50,000				
Convert Lighting to LED	Idea	2024	25,000	25,000				
Total Town Court Projects Proposed			468,000	193,000		275,000		
WATER DISTRICT								
Repair Roofs at Spillway Location	Complete	2019	40,000	40,000				Water Dept
Addition of Fluoride to Drinking Water	Design	2019	901,000			901,000	700,000	Water Fund Balance / NYS DOH Grant
Continue Water Meter Replacement Project (200 meters/year)	Installed	2019	75,000	75,000				Water Dept
Total Projects Completed			1,016,000	115,000		901,000	700,000	
Equipment								
Replace 1999 Backhoe	Idea	2020	130,000	130,000				
Replace 1 Pick Up Truck	Idea	2020	37,000	37,000				
Replace 1 Pick Up Truck	Idea	2021	37,000	37,000				
Replacement Small Vac Truck	Idea	2021	120,000	120,000				
Replace 2009 Vactor	Idea	2021	300,000			300,000		Water Fund Balance
Replace 1 Pick Up Truck	Idea	2022	37,000	37,000				
Replace 1 Pick Up Truck	Idea	2023	37,000	37,000				
Replace 1 Pick Up Truck	Idea	2024	37,000	37,000				
Replace 1 Pick Up Truck	Idea	2025	37,000	37,000				
Replace 1 Pick Up Truck	Idea	2026	37,000	37,000				
Water System								
Purchase of Generators for Water Dept & French Hill	Idea	2020	87,000			87,000		Water Fund Balance
Hydraulic Study of Water System	Idea	2020	75,000			75,000		Water Fund Balance
On-Call Consulting Water Engineer for Large Projects	Idea	2020	25,000	25,000				

2020 Capital Plan

Project	Stage	Anticipated Start	Total Cost	Source of Funding				Explanation
				Gen'l Budget	BAN / Bond	Other Unspecified	Grant Reimburse	
Continue Water Meter Replacement Project (200 meters/year)	Install	2020	75,000	75,000				
Continue Water Meter Replacement Project (200 meters/year)	Install	2021	75,000	75,000				
Continue Water Meter Replacement Project (200 meters/year)	Install	2022	75,000	75,000				
Continue Water Meter Replacement Project (200 meters/year)	Install	2023	75,000	75,000				
Continue Water Meter Replacement Project (200 meters/year)	Install	2024	75,000	75,000				
Continue Water Meter Replacement Project (200 meters/year)	Install	2025	75,000	75,000				
Water Main Scraping & Cement Relining (1 mile/year) - TI Proj Cost \$3,000,000	Idea	2021	1,000,000			1,000,000		Water Fund Balance
Water Main Scraping & Cement Relining (1 mile/year)	Idea	2022	1,000,000			1,000,000		Water Fund Balance
Water Main Scraping & Cement Relining (1 mile/year)	Idea	2023	1,000,000			1,000,000		Water Fund Balance
Storage Tank Rehabilitation - Total Project Cost \$9,000,000	Idea	2021	1,500,000			1,500,000		Water Fund Balance
Storage Tank Rehabilitation	Idea	2022	1,500,000			1,500,000		Water Fund Balance
Storage Tank Rehabilitation	Idea	2023	1,500,000			1,500,000		Water Fund Balance
Storage Tank Rehabilitation	Idea	2024	1,500,000			1,500,000		Water Fund Balance
Storage Tank Rehabilitation	Idea	2025	1,500,000			1,500,000		Water Fund Balance
Storage Tank Rehabilitation	Idea	2026	1,500,000			1,500,000		Water Fund Balance
Storage Tank Vault Rehabilitation/Rebuilding - Total Project Cost \$225,000	Idea	2021	56,250	56,250				
Storage Tank Vault Rehabilitation/Rebuilding	Idea	2022	56,250	56,250				
Storage Tank Vault Rehabilitation/Rebuilding	Idea	2023	56,250	56,250				
Storage Tank Vault Rehabilitation/Rebuilding	Idea	2024	56,250	56,250				
Transite (asbestos-cement) Water Main Replacement - Total Project Cost \$18,480,000	Idea	2022	300,000	300,000				Water Fund Balance
Transite (asbestos-cement) Water Main Replacement	Idea	2023	300,000	300,000				Water Fund Balance
Transite (asbestos-cement) Water Main Replacement	Idea	2024	300,000	300,000				Water Fund Balance
Transite (asbestos-cement) Water Main Replacement	Idea	2025	300,000	300,000				Water Fund Balance
Transite (asbestos-cement) Water Main Replacement	Idea	2026	300,000	300,000				Water Fund Balance
Total Water District Projects Proposed			15,171,000	2,709,000		12,462,000		Water Fund Balance
SOFTWARE UPGRADES								
Assessor's Office		2020	45,000			45,000		Capital Contingency
Comptroller's Office		2020	80,000			80,000		Capital Contingency
Total Town Software Purchases Proposed			125,000	0		125,000		
GRAND TOTAL - Projects Completed			3,806,629	857,863		2,948,766	1,135,891	
GRAND TOTAL - Projects Proposed			70,476,858	12,873,800	19,300,000	38,303,058	21,397,785	


YORKTOWN'S EMERGENCY MEDICAL SERVICES

(EMS) ARE PROVIDED BY THREE DIFFERENT ENTITIES

Name	Yorktown Advance Life Support District	Yorktown Volunteer Ambulance Corp (YVAC)	Mohegan Volunteer Fire Association Volunteer Ambulance Corp
Level of Service	Advanced Life Support (ALS) Paramedic	Advanced Life Support (ALS) EMT - I	Advanced Life Support (ALS) EMT - I
Service Area	Town of Yorktown	Town of Yorktown Primarily Yorktown Fire District	Mohegan Fire District
Personnel	Paramedics via contract with Empress Ambulance Service	Volunteer EMT's and support personnel	Volunteer EMT's and support personnel
Vehicles	1 FlyCar via contract with Empress Ambulance Service	3 Ambulances	3 Ambulances
Housing	Rented space in YVAC HQ	Private HQ with 4 bay garage, offices, storage, training & living quarters	Use facilities from Mohegan Volunteer Fire Association
Equipment	3 full sets of medical gear via contract with Empress Ambulance Service	3 sets of medical gear – State certified	3 sets of medical gear – State certified
Funding	Town of Yorktown ALS District Taxes Patient Insurance Billing - Mohegan	Fund Drives Patient Insurance Billing	Patient Insurance Billing
Hours of Service	2 Paramedics ~ 8am to 8pm 1 Paramedic ~ 8pm to 8am Supplemented by paged volunteer paramedics	24 hours a day by in-house roster of volunteers Supplemented by paged volunteers	24 hours a day by paged volunteers with two-way radio communication

Note: ALS Paramedic Serve works with both Volunteer Ambulance Services as needed for appropriate patient care.

ALS Intermediate Volunteer ambulance Services provide all transport, occasionally supplemented by STAT Flight helicopter



Date Prepared: 12/11/2019 03:30 PM

Report Date: 12/11/2019

Account Table: SM REV

Alt. Sort Table:

TOWN OF YORKTOWN

Budget Preparation Report

Fiscal Year: 2020 Period From: 1 To: 12

BUD4011 1.0

Page 1 of 1

Prepared By: PAT

Account	Description	2017	2018	Original	Adjusted	2019	2020	2020	2020	Variance To
		Actual	Actual	2019 Budget	2019 Budget	Actual Per 1-12	TENTATIVE Stage	PRELIMINA Stage	FINAL Stage	PRELIMINA Stage
Dept 0000										
SM.0000.1001	REAL PROPERTY TAXES	564,300.00	589,050.00	603,500.00	603,500.00	603,500.00	636,350.00	636,350.00	636,350.00	5.44%
SM.0000.1081	PAYMENTS IN LIEU OF TAXES	1,030.41	1,072.00	1,000.00	1,000.00	0.00	0.00	0.00	0.00	-100.00%
SM.0000.1625	PATIENT BILLING (MOHEGAN)	24,501.04	6,498.39	25,000.00	25,000.00	6,059.76	10,000.00	10,000.00	10,000.00	-60.00%
SM.0000.2401	INTEREST EARNINGS	1,051.39	2,513.38	1,500.00	1,500.00	2,847.11	3,000.00	3,000.00	3,000.00	100.00%
Total Dept 0000		(590,882.84)	(599,133.77)	(631,000.00)	(631,000.00)	(612,406.87)	(649,350.00)	(649,350.00)	(649,350.00)	2.91%
Grand Total		(590,882.84)	(599,133.77)	(631,000.00)	(631,000.00)	(612,406.87)	(649,350.00)	(649,350.00)	(649,350.00)	2.91%

NOTE: One or more accounts may not be printed due to Account Table restrictions.

Date Prepared: 12/11/2019 03:30 PM

Report Date: 12/11/2019

Account Table: SM EXP

Alt. Sort Table:

TOWN OF YORKTOWN

Budget Preparation Report

BUD4011 1.0

Page 1 of 1

Prepared By: PAT

Fiscal Year: 2020 Period From: 1 To: 12

Account	Description	2017	2018	Original	Adjusted	2019	2020	2020	2020	Variance To
		Actual	Actual	2019 Budget	2019 Budget	Actual Per 1-12	TENTATIVE Stage	PRELIMINA Stage	FINAL Stage	PRELIMINA Stage
Dept 4540	EMERGENCY MEDICAL SERVICES ALS									
SM.4540.0425	PARAMEDIC CONTRACT	598,950.00	598,950.00	616,900.00	616,900.00	565,491.73	635,400.00	635,400.00	635,400.00	3.00%
SM.4540.0430	YVAC: PARAMEDIC SUPPORT	11,700.00	11,700.00	11,700.00	11,700.00	11,700.00	11,700.00	11,700.00	11,700.00	0.00%
SM.4540.0498	TAX REFUNDS	2,003.32	83.99	2,250.00	2,250.00	814.83	2,000.00	2,000.00	2,000.00	-11.11%
Total Dept 4540	EMERGENCY MEDICAL SERVICES ALS	612,653.32	610,733.99	630,850.00	630,850.00	578,006.56	649,100.00	649,100.00	649,100.00	2.89%
Dept 9700	DEBT SERVICES									
SM.9700.0710	INTEREST EXPENSE	35.20	133.75	150.00	150.00	209.56	250.00	250.00	250.00	66.67%
Total Dept 9700	DEBT SERVICES	35.20	133.75	150.00	150.00	209.56	250.00	250.00	250.00	66.67%
Grand Total		612,688.52	610,867.74	631,000.00	631,000.00	578,216.12	649,350.00	649,350.00	649,350.00	2.91%

NOTE: One or more accounts may not be printed due to Account Table restrictions.

PARK AND IMPROVEMENT DISTRICTS

The Town of Yorktown operates six park districts and one lake improvement district.

These districts were created over the last thirty years at the request of residents in each of the geographical areas to improve the quality of life in their particular neighborhood.


Four of these Park Districts ~ Amazon Park, Mohegan Beach, Mohegan Highlands and Shrub Oak Lake Estates ~ are located and operate summer beaches on Mohegan Lake. Shrub Oak Community Beach Park District is situated in the Shrub Oak Hamlet on a widened and dammed part of the Shrub Oak Brook. It also provides a beach facility for district resident use.

The Bethel Acres Park District was created during the planning and subsequent approval of the Bethel Acres Subdivision. It is an area of scenic woodlands located on Granville Court in the vicinity of the Franklin Roosevelt State Park.

The Lake Mohegan Improvement District includes most of the homes in the Mohegan Lake Hamlet. It was created solely for the purposes of maintaining and enhancing the quality of waters of Lake Mohegan and its surrounding area.

The use of these districts is exclusive to district residents. Budgets for each of these districts are prepared by the elected district boards and submitted to the Town Comptroller. The Town collects monies through taxes from each of the district residents according to each district's budget.

The Town provides additional services to these districts primarily by the Finance Department who aid with and oversee accounts payable and administer district payrolls. The Parks & Recreation, Highway, Engineering, Legal, Town Clerk and Building Departments provide assistance as requested to maintain and operate the beach areas.



Date Prepared: 12/11/2019 02:57 PM

Report Date: 12/11/2019

Account Table: AP REVENUE

Alt. Sort Table:

TOWN OF YORKTOWN Budget Preparation Report

Fiscal Year: 2020 Period From: 1 To: 12

BUD4011 1.0

Page 1 of 1

Prepared By: PAT

Account	Description	2017	2018	Original	Adjusted	2019	2020	2020	2020	Variance To
		Actual	Actual	2019 Budget	2019 Budget	Actual Per 1-12	TENTATIVE Stage	PRELIMINA Stage	FINAL Stage	PRELIMINA Stage
Dept 0000										
AP.0000.1001	TAXES	12,840.00	12,000.00	12,000.00	12,000.00	12,000.00	12,000.00	12,000.00	12,000.00	0.00%
AP.0000.2401	INTEREST EARNINGS	471.83	475.32	250.00	250.00	503.72	250.00	250.00	250.00	0.00%
AP.0000.2680	INSURANCE RECOVERIES	0.00	3,038.17	0.00	0.00	0.00	0.00	0.00	0.00	0.00%
Total Dept 0000		(13,311.83)	(15,513.49)	(12,250.00)	(12,250.00)	(12,503.72)	(12,250.00)	(12,250.00)	(12,250.00)	0.00%
Grand Total		(13,311.83)	(15,513.49)	(12,250.00)	(12,250.00)	(12,503.72)	(12,250.00)	(12,250.00)	(12,250.00)	0.00%

NOTE: One or more accounts may not be printed due to Account Table restrictions.

Date Prepared: 12/11/2019 02:58 PM
 Report Date: 12/11/2019
 Account Table: AP EXPENSE
 Alt. Sort Table:

TOWN OF YORKTOWN Budget Preparation Report

BUD4011 1.0
 Page 1 of 1
 Prepared By: PAT

Fiscal Year: 2020 Period From: 1 To: 12

Account	Description	2017 Actual	2018 Actual	Original 2019 Budget	Adjusted 2019 Budget	2019 Actual Per 1-12	2020 TENTATIVE Stage	2020 PRELIMINA Stage	2020 FINAL Stage	Variance To PRELIMINA Stage
Dept 7180	BEACH & POOL FACILITIES									
AP.7180.0401	SUPPLIES	596.90	1,393.63	1,500.00	1,500.00	1,363.11	1,500.00	1,500.00	1,500.00	0.00%
AP.7180.0407	ELECTRIC	42.83	137.88	100.00	132.98	132.98	100.00	100.00	100.00	0.00%
AP.7180.0412	POSTAGE	0.00	73.50	150.00	150.00	55.00	150.00	150.00	150.00	0.00%
AP.7180.0416	PROPERTY MAINTENANCE	4,667.61	7,492.99	3,000.00	3,000.00	2,545.00	3,000.00	3,000.00	3,000.00	0.00%
AP.7180.0450	WATER PURCHASE	40.11	38.50	250.00	250.00	37.27	250.00	250.00	250.00	0.00%
AP.7180.0454	PROPERTY IMPROVEMENTS	58,950.00	7,250.00	0.00	0.00	0.00	0.00	0.00	0.00	0.00%
AP.7180.0460	MAINT & REPAIR	800.00	424.04	1,500.00	1,500.00	1,361.97	1,500.00	1,500.00	1,500.00	0.00%
AP.7180.0467	LIABILITY INSURANCE	1,756.00	3,256.00	2,000.00	1,967.02	1,506.00	2,000.00	2,000.00	2,000.00	0.00%
AP.7180.0497	TAXES	896.35	972.92	1,250.00	1,250.00	992.14	1,250.00	1,250.00	1,250.00	0.00%
Total Dept 7180	BEACH & POOL FACILITIES	67,749.80	21,039.46	9,750.00	9,750.00	7,993.47	9,750.00	9,750.00	9,750.00	0.00%
Dept 9901	TRANSFERS TO OTHER FUNDS									
AP.9901.0903	TRANSFER TO GENERAL FUND	2,500.00	2,500.00	2,500.00	2,500.00	2,500.00	2,500.00	2,500.00	2,500.00	0.00%
Total Dept 9901	TRANSFERS TO OTHER FUNDS	2,500.00	2,500.00	2,500.00	2,500.00	2,500.00	2,500.00	2,500.00	2,500.00	0.00%
Grand Total		70,249.80	23,539.46	12,250.00	12,250.00	10,493.47	12,250.00	12,250.00	12,250.00	0.00%

NOTE: One or more accounts may not be printed due to Account Table restrictions.

Date Prepared: 12/11/2019 02:59 PM

Report Date: 12/11/2019

Account Table: BA REVENUE

Alt. Sort Table:

TOWN OF YORKTOWN Budget Preparation Report

Fiscal Year: 2020 Period From: 1 To: 12

BUD4011 1.0

Page 1 of 1

Prepared By: PAT

Account	Description	2017	2018	Original	Adjusted	2019	2020	2020	2020	Variance To
		Actual	Actual	2019 Budget	2019 Budget	Actual Per 1-12	TENTATIVE Stage	PRELIMINA Stage	FINAL Stage	PRELIMINA Stage
Dept 0000										
BA.0000.1001	TAXES	2,000.00	2,000.00	2,000.00	2,000.00	2,000.00	2,000.00	2,000.00	2,000.00	0.00%
BA.0000.2401	INTEREST EARNINGS	0.80	9.33	0.00	0.00	13.89	0.00	0.00	0.00	0.00%
Total Dept 0000		(2,000.80)	(2,009.33)	(2,000.00)	(2,000.00)	(2,013.89)	(2,000.00)	(2,000.00)	(2,000.00)	0.00%
Grand Total		(2,000.80)	(2,009.33)	(2,000.00)	(2,000.00)	(2,013.89)	(2,000.00)	(2,000.00)	(2,000.00)	0.00%

NOTE: One or more accounts may not be printed due to Account Table restrictions.

Date Prepared: 12/11/2019 02:59 PM

Report Date: 12/11/2019

Account Table: BA EXPENSE

Alt. Sort Table:

TOWN OF YORKTOWN Budget Preparation Report

Fiscal Year: 2020 Period From: 1 To: 12

BUD4011 1.0

Page 1 of 1

Prepared By: PAT

Account	Description	2017 Actual	2018 Actual	Original 2019 Budget	Adjusted 2019 Budget	2019 Actual Per 1-12	2020 TENTATIVE Stage	2020 PRELIMINA Stage	2020 FINAL Stage	Variance To PRELIMINA Stage
Dept 9901	TRANSFERS TO OTHER FUNDS									
BA.9901.0903	TRANSFER TO GENERAL FUND	2,000.00	2,000.00	2,000.00	2,000.00	2,000.00	2,000.00	2,000.00	2,000.00	0.00%
Total Dept 9901	TRANSFERS TO OTHER FUNDS	2,000.00	2,000.00	2,000.00	2,000.00	2,000.00	2,000.00	2,000.00	2,000.00	0.00%
Grand Total		2,000.00	2,000.00	2,000.00	2,000.00	2,000.00	2,000.00	2,000.00	2,000.00	0.00%

NOTE: One or more accounts may not be printed due to Account Table restrictions.

Date Prepared: 12/11/2019 03:00 PM
 Report Date: 12/11/2019
 Account Table: ID REVENUE
 Alt. Sort Table:

TOWN OF YORKTOWN Budget Preparation Report

BUD4011 1.0
 Page 1 of 1
 Prepared By: PAT

Fiscal Year: 2020 Period From: 1 To: 12

Account	Description	2017	2018	Original	Adjusted	2019	2020	2020	2020	Variance To
		Actual	Actual	2019 Budget	2019 Budget	Actual Per 1-12	TENTATIVE Stage	PRELIMINA Stage	FINAL Stage	PRELIMINA Stage
Dept 0000										
ID.0000.1001	TAXES	74,100.00	74,100.00	74,100.00	74,100.00	74,100.00	74,533.00	74,533.00	74,533.00	0.58%
ID.0000.1002	APPR FUND BALANCE	0.00	0.00	36,550.00	36,550.00	0.00	125,900.00	125,900.00	125,900.00	244.46%
ID.0000.2300	CORTLANDT TAXES	10,316.00	10,090.00	10,000.00	10,000.00	16,144.00	10,100.00	10,100.00	10,100.00	1.00%
ID.0000.2401	INTEREST EARNINGS	1,236.49	2,672.70	1,630.00	1,630.00	2,807.45	1,000.00	1,000.00	1,000.00	-38.65%
ID.0000.3089	STATE AID:OTHER	0.00	0.00	0.00	0.00	80,000.00	0.00	0.00	0.00	0.00%
Total Dept 0000		(85,652.49)	(86,862.70)	(122,280.00)	(122,280.00)	(173,051.45)	(211,533.00)	(211,533.00)	(211,533.00)	72.99%
Grand Total		(85,652.49)	(86,862.70)	(122,280.00)	(122,280.00)	(173,051.45)	(211,533.00)	(211,533.00)	(211,533.00)	72.99%

NOTE: One or more accounts may not be printed due to Account Table restrictions.

Date Prepared: 12/11/2019 03:00 PM
 Report Date: 12/11/2019
 Account Table: ID EXPENSE
 Alt. Sort Table:

TOWN OF YORKTOWN

Budget Preparation Report

BUD4011 1.0
 Page 1 of 2
 Prepared By: PAT

Fiscal Year: 2020 Period From: 1 To: 12

Account	Description	2017 Actual	2018 Actual	Original 2019 Budget	Adjusted 2019 Budget	2019 Actual Per 1-12	2020 TENTATIVE Stage	2020 PRELIMINA Stage	2020 FINAL Stage	Variance To PRELIMINA Stage
Dept 7180	BEACH & POOL FACILITIES									
ID.7180.0110	TEMP HELP	3,097.50	5,403.60	15,000.00	15,000.00	6,070.50	10,000.00	10,000.00	10,000.00	-33.33%
ID.7180.0201	EQUIPMENT	0.00	107,160.00	0.00	0.00	0.00	0.00	0.00	0.00	0.00%
ID.7180.0401	OFFICE SUPPLIES	118.53	94.09	150.00	150.00	62.45	100.00	100.00	100.00	-33.33%
ID.7180.0407	ELECTRICITY	12,306.56	12,536.98	12,700.00	12,700.00	8,228.84	12,900.00	12,900.00	12,900.00	1.57%
ID.7180.0411	PRINTING	0.00	35.06	100.00	100.00	0.00	275.00	275.00	275.00	175.00%
ID.7180.0412	POSTAGE	1,348.04	1,944.70	1,400.00	1,400.00	0.00	1,400.00	1,400.00	1,400.00	0.00%
ID.7180.0416	MAINTENANCE	0.00	306.15	300.00	445.08	295.72	500.00	500.00	500.00	66.67%
ID.7180.0418	EQUIP MAINT	0.00	1,392.00	600.00	454.92	0.00	300.00	300.00	300.00	-50.00%
ID.7180.0423	TRAINING	2,387.00	2,796.00	3,000.00	3,000.00	1,408.00	1,875.00	1,875.00	1,875.00	-37.50%
ID.7180.0428	DUES	545.00	545.00	600.00	600.00	545.00	600.00	600.00	600.00	0.00%
ID.7180.0467	INSURANCE	250.00	250.00	1,000.00	1,000.00	0.00	500.00	500.00	500.00	-50.00%
ID.7180.0470	GAS AND OIL	0.00	0.00	270.00	270.00	83.50	150.00	150.00	150.00	-44.44%
ID.7180.0475	AERSYS MAINT	0.00	0.00	12,000.00	12,000.00	0.00	100,000.00	100,000.00	100,000.00	733.33%
ID.7180.0479	SPECIAL PROJECTS	15,151.40	47,215.00	60,800.00	60,800.00	43,500.00	59,200.00	59,200.00	59,200.00	-2.63%
ID.7180.0480.0002	SPECIAL PROJECTS BUILDING..	0.00	1,526.62	2,500.00	2,011.45	1,820.41	10,000.00	10,000.00	10,000.00	300.00%
ID.7180.0490	SERVICES	0.00	2,610.00	4,000.00	4,000.00	2,940.00	6,000.00	6,000.00	6,000.00	50.00%
ID.7180.0497	TAXES	71.47	71.03	80.00	80.00	77.84	85.00	85.00	85.00	6.25%
ID.7180.0498	TAX REFUNDS	28.01	0.00	30.00	518.55	600.51	250.00	250.00	250.00	733.33%
ID.7180.0818	UNEMPLOYMENT	0.00	0.00	50.00	50.00	0.00	100.00	100.00	100.00	100.00%
Total Dept 7180	BEACH & POOL FACILITIES	35,303.51	183,886.23	114,580.00	114,580.00	65,632.77	204,235.00	204,235.00	204,235.00	78.25%
Dept 9000	EMPLOYEE BENEFITS									
ID.9000.0800	FICA/MEDICARE	236.97	413.38	1,150.00	1,150.00	464.41	765.00	765.00	765.00	-33.48%
ID.9000.0801	MTA TAX	10.52	18.37	50.00	50.00	20.63	33.00	33.00	33.00	-34.00%
Total Dept 9000	EMPLOYEE BENEFITS	247.49	431.75	1,200.00	1,200.00	485.04	798.00	798.00	798.00	-33.50%
Dept 9901	TRANSFERS TO OTHER FUNDS									
ID.9901.0903	TRANSFER TO GENERAL FUND	6,500.00	6,500.00	6,500.00	6,500.00	6,500.00	6,500.00	6,500.00	6,500.00	0.00%

Date Prepared: 12/11/2019 03:00 PM
 Report Date: 12/11/2019
 Account Table: ID EXPENSE
 Alt. Sort Table:

TOWN OF YORKTOWN Budget Preparation Report

BUD4011 1.0
 Page 2 of 2
 Prepared By: PAT

Fiscal Year: 2020 Period From: 1 To: 12

Account	Description	2017 Actual	2018 Actual	Original 2019 Budget	Adjusted 2019 Budget	2019 Actual Per 1-12	2020 TENTATIVE Stage	2020 PRELIMINA Stage	2020 FINAL Stage	Variance To PRELIMINA Stage
Dept 9901	TRANSFERS TO OTHER FUNDS									
Total Dept 9901	TRANSFERS TO OTHER FUNDS	6,500.00	6,500.00	6,500.00	6,500.00	6,500.00	6,500.00	6,500.00	6,500.00	0.00%
Grand Total		<u>42,051.00</u>	<u>190,817.98</u>	<u>122,280.00</u>	<u>122,280.00</u>	<u>72,617.81</u>	<u>211,533.00</u>	<u>211,533.00</u>	<u>211,533.00</u>	<u>72.99%</u>

NOTE: One or more accounts may not be printed due to Account Table restrictions.

Date Prepared: 12/11/2019 03:01 PM
 Report Date: 12/11/2019
 Account Table: MB REVENUE
 Alt. Sort Table:

TOWN OF YORKTOWN Budget Preparation Report

BUD4011 1.0
 Page 1 of 1
 Prepared By: PAT

Fiscal Year: 2020 Period From: 1 To: 12

Account	Description	2017 Actual	2018 Actual	Original 2019 Budget	Adjusted 2019 Budget	2019 Actual Per 1-12	2020 TENTATIVE Stage	2020 PRELIMINA Stage	2020 FINAL Stage	Variance To PRELIMINA Stage
Dept 0000										
MB.0000.1001	TAXES	58,400.00	55,000.00	55,000.00	55,000.00	55,000.00	55,000.00	55,000.00	55,000.00	0.00%
MB.0000.1002	APPROPRIATED FUND BALANCE	0.00	0.00	8,875.00	8,875.00	0.00	7,885.00	7,885.00	7,885.00	-11.15%
MB.0000.2401	INTEREST EARNINGS	608.41	1,581.31	1,000.00	1,000.00	2,135.48	1,000.00	1,000.00	1,000.00	0.00%
MB.0000.2701	REFUND OF PRIOR YEARS EXPENDIT	1,750.00	0.00	0.00	0.00	0.00	0.00	0.00	0.00	0.00%
Total Dept 0000		(60,758.41)	(56,581.31)	(64,875.00)	(64,875.00)	(57,135.48)	(63,885.00)	(63,885.00)	(63,885.00)	-1.53%
Grand Total		(60,758.41)	(56,581.31)	(64,875.00)	(64,875.00)	(57,135.48)	(63,885.00)	(63,885.00)	(63,885.00)	-1.53%

NOTE: One or more accounts may not be printed due to Account Table restrictions.

Date Prepared: 12/11/2019 03:01 PM
 Report Date: 12/11/2019
 Account Table: MB EXPENSE
 Alt. Sort Table:

TOWN OF YORKTOWN

Budget Preparation Report

BUD4011 1.0
 Page 1 of 1
 Prepared By: PAT

Fiscal Year: 2020 Period From: 1 To: 12

Account	Description	2017	2018	Original	Adjusted	2019	2020	2020	2020	Variance To
		Actual	Actual	2019 Budget	2019 Budget	Actual Per 1-12	TENTATIVE Stage	PRELIMINA Stage	FINAL Stage	PRELIMINA Stage
Dept 7180	BEACH & POOL FACILITIES									
MB.7180.0110	TEMP HELP	16,439.75	7,055.25	20,000.00	20,000.00	4,200.75	12,000.00	12,000.00	12,000.00	-40.00%
MB.7180.0401	SUPPLIES	691.90	62.88	1,500.00	1,500.00	297.61	1,000.00	1,000.00	1,000.00	-33.33%
MB.7180.0407	ELECTRIC	92.61	95.65	750.00	750.00	432.70	125.00	125.00	125.00	-83.33%
MB.7180.0412	POSTAGE	259.00	501.13	700.00	646.04	277.00	400.00	400.00	400.00	-42.86%
MB.7180.0416	MAINT AND REPAIR	7,304.82	9,485.90	5,000.00	17,118.96	10,979.91	15,000.00	15,000.00	15,000.00	200.00%
MB.7180.0423	TRAINING	0.00	0.00	250.00	250.00	0.00	0.00	0.00	0.00	-100.00%
MB.7180.0447	COMMUNITY RECREATION	0.00	0.00	3,000.00	3,000.00	893.52	3,000.00	3,000.00	3,000.00	0.00%
MB.7180.0450	WATER PURCHASE	63.64	39.64	100.00	100.00	6.85	100.00	100.00	100.00	0.00%
MB.7180.0467	INSURANCE	750.00	1,250.00	1,000.00	1,000.00	500.00	1,000.00	1,000.00	1,000.00	0.00%
MB.7180.0483	CAPITAL PROJECTS	32,850.00	0.00	25,000.00	18,380.00	3,025.00	25,000.00	25,000.00	25,000.00	0.00%
MB.7180.0497	TAXES	1,062.72	1,147.81	1,750.00	1,750.00	1,177.14	1,250.00	1,250.00	1,250.00	-28.57%
MB.7180.0498	TAX REFUNDS	49.24	0.00	0.00	0.00	0.00	0.00	0.00	0.00	0.00%
Total Dept 7180	BEACH & POOL FACILITIES	59,563.68	19,638.26	59,050.00	64,495.00	21,790.48	58,875.00	58,875.00	58,875.00	-0.30%
Dept 9000	EMPLOYEE BENEFITS									
MB.9000.0800	FICA/MEDICARE	1,257.61	539.71	1,700.00	1,700.00	321.41	960.00	960.00	960.00	-43.53%
MB.9000.0801	MTA TAX	55.91	23.97	125.00	125.00	14.30	50.00	50.00	50.00	-60.00%
Total Dept 9000	EMPLOYEE BENEFITS	1,313.52	563.68	1,825.00	1,825.00	335.71	1,010.00	1,010.00	1,010.00	-44.66%
Dept 9901	TRANSFERS TO OTHER FUNDS									
MB.9901.0903	TRANSFER TO GENERAL FUND	5,500.00	5,500.00	4,000.00	4,000.00	4,000.00	4,000.00	4,000.00	4,000.00	0.00%
Total Dept 9901	TRANSFERS TO OTHER FUNDS	5,500.00	5,500.00	4,000.00	4,000.00	4,000.00	4,000.00	4,000.00	4,000.00	0.00%
Grand Total		66,377.20	25,701.94	64,875.00	70,320.00	26,126.19	63,885.00	63,885.00	63,885.00	-1.53%

NOTE: One or more accounts may not be printed due to Account Table restrictions.

Date Prepared: 12/11/2019 03:04 PM

Report Date: 12/11/2019

Account Table: MH REVENUE

Alt. Sort Table:

TOWN OF YORKTOWN Budget Preparation Report

BUD4011 1.0

Page 1 of 1

Prepared By: PAT

Fiscal Year: 2020 Period From: 1 To: 12

Account	Description	2017	2018	Original	Adjusted	2019	2020	2020	2020	Variance To
		Actual	Actual	2019 Budget	2019 Budget	Actual Per 1-12	TENTATIVE Stage	PRELIMINA Stage	FINAL Stage	PRELIMINA Stage
Dept 0000										
MH.0000.1001	TAXES	31,775.00	28,375.00	29,100.00	29,100.00	29,100.00	29,000.00	29,000.00	29,000.00	-0.34%
MH.0000.2401	INTEREST EARNINGS	220.57	588.89	400.00	400.00	744.23	500.00	500.00	500.00	25.00%
Total Dept 0000		(31,995.57)	(28,963.89)	(29,500.00)	(29,500.00)	(29,844.23)	(29,500.00)	(29,500.00)	(29,500.00)	0.00%
Grand Total		(31,995.57)	(28,963.89)	(29,500.00)	(29,500.00)	(29,844.23)	(29,500.00)	(29,500.00)	(29,500.00)	0.00%

NOTE: One or more accounts may not be printed due to Account Table restrictions.

Date Prepared: 12/11/2019 03:05 PM
 Report Date: 12/11/2019
 Account Table: MH EXPENSE
 Alt. Sort Table:

TOWN OF YORKTOWN

Budget Preparation Report

BUD4011 1.0
 Page 1 of 1
 Prepared By: PAT

Fiscal Year: 2020 Period From: 1 To: 12

Account	Description	2017	2018	Original	Adjusted	2019	2020	2020	2020	Variance To
		Actual	Actual	2019 Budget	2019 Budget	Actual Per 1-12	TENTATIVE Stage	PRELIMINA Stage	FINAL Stage	PRELIMINA Stage
Dept 7180	BEACH & POOL FACILITIES									
MH.7180.0110	TEMP HELP	4,419.75	5,371.00	6,000.00	5,990.75	5,990.75	6,000.00	6,000.00	6,000.00	0.00%
MH.7180.0401	BEACH SUPPLIES	1,420.04	677.51	1,500.00	1,303.81	841.06	1,500.00	1,500.00	1,500.00	0.00%
MH.7180.0407	ELECTRIC	75.60	60.48	200.00	196.50	60.38	200.00	200.00	200.00	0.00%
MH.7180.0411	PRINTING	0.00	0.00	100.00	0.00	0.00	0.00	0.00	0.00	-100.00%
MH.7180.0412	POSTAGE	0.00	50.00	150.00	150.00	150.00	150.00	150.00	150.00	0.00%
MH.7180.0416	MAINT & REPAIR	735.00	6,545.00	7,000.00	9,650.00	6,645.00	7,500.00	7,500.00	7,500.00	7.14%
MH.7180.0430	SPECIAL EVENTS	340.66	40.59	750.00	323.79	323.79	500.00	500.00	500.00	-33.33%
MH.7180.0450	WATER PURCHASE	24.22	13.84	250.00	250.00	25.12	100.00	100.00	100.00	-60.00%
MH.7180.0467	INSURANCE	3,601.03	1,750.00	1,750.00	1,750.00	1,500.00	1,750.00	1,750.00	1,750.00	0.00%
MH.7180.0487	TAXES	7,241.63	7,334.19	8,000.00	7,676.21	7,423.28	8,000.00	8,000.00	8,000.00	0.00%
Total Dept 7180	BEACH & POOL FACILITIES	17,857.93	21,842.61	25,700.00	27,291.06	22,959.38	25,700.00	25,700.00	25,700.00	0.00%
Dept 9000	EMPLOYEE BENEFITS									
MH.9000.0800	FICA/MEDICARE	338.12	410.90	750.00	750.00	458.32	750.00	750.00	750.00	0.00%
MH.9000.0801	MTA TAX	15.02	18.25	50.00	50.00	20.37	50.00	50.00	50.00	0.00%
Total Dept 9000	EMPLOYEE BENEFITS	353.14	429.15	800.00	800.00	478.69	800.00	800.00	800.00	0.00%
Dept 9901	TRANSFERS TO OTHER FUNDS									
MH.9901.0903	TRANSFER TO GENERAL FUND	3,000.00	3,000.00	3,000.00	3,000.00	3,000.00	3,000.00	3,000.00	3,000.00	0.00%
Total Dept 9901	TRANSFERS TO OTHER FUNDS	3,000.00	3,000.00	3,000.00	3,000.00	3,000.00	3,000.00	3,000.00	3,000.00	0.00%
Grand Total		21,211.07	25,271.76	29,500.00	31,091.06	26,438.07	29,500.00	29,500.00	29,500.00	0.00%

NOTE: One or more accounts may not be printed due to Account Table restrictions.

Date Prepared: 12/11/2019 03:06 PM
 Report Date: 12/11/2019
 Account Table: SC REVENUE
 Alt. Sort Table:

TOWN OF YORKTOWN Budget Preparation Report

BUD4011 1.0
 Page 1 of 1
 Prepared By: PAT

Fiscal Year: 2020 Period From: 1 To: 12

Account	Description	2017	2018	Original	Adjusted	2019	2020	2020	2020	Variance To
		Actual	Actual	2019 Budget	2019 Budget	Actual Per 1-12	TENTATIVE Stage	PRELIMINA Stage	FINAL Stage	PRELIMINA Stage
Dept 0000										
SC.0000.1001	PROPERTY TAXES	71,375.00	63,000.00	63,625.00	63,625.00	63,625.00	63,600.00	63,600.00	63,600.00	-0.04%
SC.0000.1002	APPROPRIATED FUND BALANCE	0.00	0.00	2,000.00	2,000.00	0.00	1,500.00	1,500.00	1,500.00	-25.00%
SC.0000.2401	INTEREST EARNINGS	987.37	2,531.16	1,500.00	1,500.00	3,171.54	2,000.00	2,000.00	2,000.00	33.33%
Total Dept 0000		(72,362.37)	(65,531.16)	(67,125.00)	(67,125.00)	(66,796.54)	(67,100.00)	(67,100.00)	(67,100.00)	-0.04%
Grand Total		(72,362.37)	(65,531.16)	(67,125.00)	(67,125.00)	(66,796.54)	(67,100.00)	(67,100.00)	(67,100.00)	-0.04%

NOTE: One or more accounts may not be printed due to Account Table restrictions.

Date Prepared: 12/11/2019 03:07 PM
 Report Date: 12/11/2019
 Account Table: SC EXPENSE
 Alt. Sort Table:

TOWN OF YORKTOWN

Budget Preparation Report

BUD4011 1.0
 Page 1 of 1
 Prepared By: PAT

Fiscal Year: 2020 Period From: 1 To: 12

Account	Description	2017	2018	Original	Adjusted	2019	2020	2020	2020	Variance To
		Actual	Actual	2019 Budget	2019 Budget	Actual Per 1-12	TENTATIVE Stage	PRELIMINA Stage	FINAL Stage	PRELIMINA Stage
Dept 7180	BEACH & POOL FACILITIES									
SC.7180.0110	TEMP HELP	0.00	0.00	5,000.00	5,000.00	0.00	0.00	0.00	0.00	-100.00%
SC.7180.0402	DEPT SUPPLIES	0.00	397.62	1,500.00	1,500.00	0.00	0.00	0.00	0.00	-100.00%
SC.7180.0405	COMMUNITY EVENTS	0.00	0.00	450.00	450.00	0.00	0.00	0.00	0.00	-100.00%
SC.7180.0407	ELECTRICITY	1,495.75	842.78	1,500.00	1,500.00	803.25	1,500.00	1,500.00	1,500.00	0.00%
SC.7180.0411	PRINTING	0.00	0.00	200.00	200.00	0.00	200.00	200.00	200.00	0.00%
SC.7180.0412	POSTAGE	196.00	295.00	400.00	400.00	0.00	400.00	400.00	400.00	0.00%
SC.7180.0416	MAINTENANCE	12,162.00	3,000.00	15,000.00	21,600.00	13,000.00	16,750.00	16,750.00	16,750.00	11.67%
SC.7180.0441	PROFESSIONAL SERVICES	0.00	0.00	10,000.00	10,000.00	4,385.00	10,000.00	10,000.00	10,000.00	0.00%
SC.7180.0454	PROPERTY IMPROVEMENTS	28,089.00	13,900.00	18,300.00	22,800.00	9,934.86	23,500.00	23,500.00	23,500.00	28.42%
SC.7180.0467	INSURANCE	750.00	1,250.00	1,000.00	1,000.00	500.00	1,500.00	1,500.00	1,500.00	50.00%
SC.7180.0477	WEED CONTROL	7,785.00	7,085.00	8,000.00	8,450.00	5,626.25	8,000.00	8,000.00	8,000.00	0.00%
SC.7180.0497	TAXES	164.52	163.25	350.00	350.00	184.39	250.00	250.00	250.00	-28.57%
Total Dept 7180	BEACH & POOL FACILITIES	50,642.27	26,933.65	61,700.00	73,250.00	34,433.75	62,100.00	62,100.00	62,100.00	0.65%
Dept 9000	EMPLOYEE BENEFITS									
SC.9000.0800	FICA/MEDICARE	0.00	0.00	400.00	400.00	0.00	0.00	0.00	0.00	-100.00%
SC.9000.0801	MTA TAX	0.00	0.00	25.00	25.00	0.00	0.00	0.00	0.00	-100.00%
Total Dept 9000	EMPLOYEE BENEFITS	0.00	0.00	425.00	425.00	0.00	0.00	0.00	0.00	-100.00%
Dept 9901	TRANSFERS TO OTHER FUNDS									
SC.9901.0903	TRANSFER TO GENERAL FUND	5,800.00	5,000.00	5,000.00	5,000.00	5,000.00	5,000.00	5,000.00	5,000.00	0.00%
Total Dept 9901	TRANSFERS TO OTHER FUNDS	5,800.00	5,000.00	5,000.00	5,000.00	5,000.00	5,000.00	5,000.00	5,000.00	0.00%
Grand Total		56,442.27	31,933.65	67,125.00	78,675.00	39,433.75	67,100.00	67,100.00	67,100.00	-0.04%

NOTE: One or more accounts may not be printed due to Account Table restrictions.

Date Prepared: 12/11/2019 03:07 PM
 Report Date: 12/11/2019
 Account Table: SL REVENUE
 Alt. Sort Table:

TOWN OF YORKTOWN Budget Preparation Report

BUD4011 1.0
 Page 1 of 1
 Prepared By: PAT

Fiscal Year: 2020 Period From: 1 To: 12

Account	Description	2017 Actual	2018 Actual	Original 2019 Budget	Adjusted 2019 Budget	2019 Actual Per 1-12	2020 TENTATIVE Stage	2020 PRELIMINA Stage	2020 FINAL Stage	Variance To PRELIMINA Stage
Dept 0000										
SL.0000.1001	TAXES	10,000.00	8,500.00	8,500.00	8,500.00	8,500.00	8,500.00	8,500.00	8,500.00	0.00%
SL.0000.1002	APPROPRIATED FUND BALANCE	0.00	0.00	3,000.00	3,000.00	0.00	2,750.00	2,750.00	2,750.00	-8.33%
SL.0000.2401	INTEREST EARNINGS	578.34	1,446.84	750.00	750.00	1,717.89	1,000.00	1,000.00	1,000.00	33.33%
Total Dept 0000		(10,578.34)	(9,946.84)	(12,250.00)	(12,250.00)	(10,217.89)	(12,250.00)	(12,250.00)	(12,250.00)	0.00%
Grand Total		(10,578.34)	(9,946.84)	(12,250.00)	(12,250.00)	(10,217.89)	(12,250.00)	(12,250.00)	(12,250.00)	0.00%

NOTE: One or more accounts may not be printed due to Account Table restrictions.

Date Prepared: 12/11/2019 03:08 PM
 Report Date: 12/11/2019
 Account Table: SL EXPENSE
 Alt. Sort Table:

TOWN OF YORKTOWN

Budget Preparation Report

BUD4011 1.0
 Page 1 of 1
 Prepared By: PAT

Fiscal Year: 2020, Period From: 1 To: 12

Account	Description	2017 Actual	2018 Actual	Original 2019 Budget	Adjusted 2019 Budget	2019 Actual Per 1-12	2020 TENTATIVE Stage	2020 PRELIMINA Stage	2020 FINAL Stage	Variance To PRELIMINA Stage
Dept 7180	BEACH & POOL FACILITIES									
SL.7180.0401	SUPPLIES	0.00	0.00	600.00	600.00	0.00	500.00	500.00	500.00	-16.67%
SL.7180.0406	TELECOMMUNICATIONS	0.00	0.00	1,700.00	1,700.00	0.00	0.00	0.00	0.00	-100.00%
SL.7180.0411	PRINTING	0.00	0.00	450.00	450.00	0.00	0.00	0.00	0.00	-100.00%
SL.7180.0416	MAINT AND REPAIR	250.00	848.00	6,500.00	6,500.00	825.00	8,250.00	8,250.00	8,250.00	26.92%
SL.7180.0467	INSURANCE	750.00	1,250.00	1,000.00	1,000.00	500.00	1,500.00	1,500.00	1,500.00	50.00%
SL.7180.0498	TAX REFUNDS	14.36	0.00	0.00	0.00	0.00	0.00	0.00	0.00	0.00%
Total Dept 7180	BEACH & POOL FACILITIES	1,014.36	2,098.00	10,250.00	10,250.00	1,325.00	10,250.00	10,250.00	10,250.00	0.00%
Dept 9901	TRANSFERS TO OTHER FUNDS									
SL.9901.0903	TRANSFER TO GENERAL FUND	2,000.00	2,000.00	2,000.00	2,000.00	2,000.00	2,000.00	2,000.00	2,000.00	0.00%
Total Dept 9901	TRANSFERS TO OTHER FUNDS	2,000.00	2,000.00	2,000.00	2,000.00	2,000.00	2,000.00	2,000.00	2,000.00	0.00%
Grand Total		3,014.36	4,098.00	12,250.00	12,250.00	3,325.00	12,250.00	12,250.00	12,250.00	0.00%

NOTE: One or more accounts may not be printed due to Account Table restrictions.


EMPLOYEE SALARY INFORMATION

The following is a listing by department of all employees and their salaries for the past year, current year and budgeted year. Permanent Part Time employees have also been included in this listing.

With the exception of the elected officials, department heads, appointed staff, part time employees and police officers, all employees are part of the Civil Service Employees' Association and are paid according to the bargaining agreement's salary schedules that reflect job titles in increments of five annual steps.

The Police Benevolent Association bargaining unit represents the police officers, detectives and sergeants. The lieutenants are represented by the Superior Officers bargaining unit.

Salaries are reflected in accordance with the applicable agreement.



Full Time Positions Budgeted

Department	2017	2017-2018 Changes	2018	2018-2019 Changes	2019	2019-2020 Changes	2020	Explanation
Assessor	4		4		4		4	
Building Department	8		8	+1	9		9	
Central Garage	3		3		3		3	
Engineering	6	-1	5		5		5	
Finance	6		6		6		6	
Highway	32		32		32		32	
Library	16		16		16		16	
Nutrition	8		8		8		8	
Parks	12		12	+1	13	1	14	+1 Laborer
Recreation	5		5		5	1	6	-1 Asst Super/+ Rec Asst/+ Leader
Planning	4		4		4		4	
Police (Civilians)	9		9		9		9	
Police (Uniformed)	56		56	+3	59		59	
Refuse & Recycling	12		12		12		12	
Section 8 Housing	1		1		1		1	
Sewer	10		10		10		10	
Supervisor	4	-1	3		3		3	
Tax Office	2		2		2		2	
Town Attorney	2		2		2		2	
Town Board	4		4		4		4	
Town Buildings	7	1	8		8		8	
Town Clerk	4		4		4		4	
Town Court	7		7		7		7	
Water District	19		19	1	20		20	
Totals	241	-1	240	5	246	2	248	

Department	Name	Grade	Sch	Step	Other Pay	Ann Hours	2020 Salary	2019 Salary	2018 Salary	2017 Salary	Hire Date	Longevity
ASSESSOR												
Assessor	Kim Penner					1,827	118,000	107,454	105,000	100,218	03/20/00	1,600
Deputy Assesor	Cheryl Kastuk	XIV	A1	5		1,827	85,034	85,034	83,265	78,341	02/11/13	
Assessment Clerk	Paula Alicea	VIII	A1	5		1,827	64,161	61,135	56,932	52,675	03/21/16	
Senior Account Clerk	Liz Proctor	XI	A1	5		1,696.5	69,232	69,232	67,791	65,953	11/24/86	1,600
BUILDING												
Building Inspector	John Landi					1,827	122,147	115,146	112,750	110,000	08/28/17	
Asst Building Inspector	Bradley Goodman	XVI	A1	5		1,827	94,724	94,724	92,753	90,586	12/24/01	1,300
Asst Building Inspector	Joseph Venitucci	XVI	A1	5		1,827	94,724	94,724	92,753	90,586	02/19/08	1,000
Asst Building Inspector		XVI	A1	5		1,827	94,724		92,753	90,586		
Sr Office Assistant Auto Systems	Diane Schiavone	X	A1	5		1,827	69,741	69,741	68,290	66,694	09/22/03	1,300
Office Assistant Auto Systems	Sophie James	VIII	A1	5		1,827	64,161	64,161	62,826	61,358	03/05/04	1,100
Intermediate Clerk		III	A1	1		1,827	41,148	41,148				
Fire Inspector	Edward Kolisz	XIII	A1	5		1,827	81,547	81,547	79,850	77,984	08/09/10	
Code Enforcement	Jason Zeif	XI	A1	5		1,827	74,557	74,557	69,729	65,347	03/26/12	
CENTRAL GARAGE												
Senior Auto Mechanic	John W. Winter	XIII	A	5	900	1,957.5	75,723	75,723	74,147	72,415	08/27/12	
Lead Maintenance Mechanic	Donald Gaffney	XV	A	5	900	1,957.5	84,369	84,369	82,614	80,684	08/29/88	1,600
Auto Mechanic		XII	A	5	900	1,957.5	72,827	72,827	71,312	69,646		
CONSERVATION BD												
Intermediate Clerk PT	Kim Hughes					780	15,600	12,000	12,000	12,000	03/27/14	
ENGINEERING												
Town Engineer	Michael Quinn					1,827	156,000	150,000	150,000	145,000	04/11/16	
Assistant Civil Engineer	William Batista	XVII	A1	4		1,827	95,707	91,744	86,496	80,101	01/23/17	
Principal Engineering Technician	Michael Mill	XV	A1	5		1,827	90,859	90,859	88,969	86,890	03/06/89	1,600
Sewer Inspector		XIII	A1	5						77,984		
Senior Account Clerk	Dawn Irving	XI	A1	5		1,827	74,557	74,557	73,006	71,300	03/20/00	1,600
Sr Office Assistant Auto Systems	Louise Kobiliak	X	A1	5		1,827	69,741	69,741	68,290	66,694	04/06/94	1,600
FINANCE												
Comptroller	Patricia Caporale				5,000	1,827	125,265	118,085	113,000	105,000	02/17/04	1,100
Deputy Comptroller	Gennelle MacNeil				2,500	1,827	94,386	88,976	87,125	85,000	01/03/17	
Junior Accountant	Rachel Marchionno	XIII	A1	2		1,827	72,226	69,123	67,684	77,984	07/01/19	
Senior Account Clerk	Sandra Serrano	XI	A1	5		1,827	74,557	74,557	73,006	71,300	03/17/08	1,000
Payroll Clerk	Donna Andrews	XI	A1	5		1,827	74,557	74,557	73,006	71,300	05/13/76	1,600

Department	Name	Grade	Sch	Step	Other Pay	Ann Hours	2020 Salary	2019 Salary	2018 Salary	2017 Salary	Hire Date	Longevity
FINANCE continued												
Intermediate Clerk	Donna Polito	III	A1	5		1,305	37,193	37,193	36,419	35,432	07/01/03	
Intermediate Clerk PT						835.2	16,640	16,640	21,193	21,193		
HIGHWAY												
Superintendent	David Paganelli					1,827	126,181	121,328	110,777	110,777	01/01/12	
Secretary	Anne Anderson					1,827	85,503	80,602	78,925	76,608	04/01/94	1,600
Stock Clerk	Angela Cavallo	VII	A1	4		1,827	59,808	56,998	50,083	46,248	01/23/17	
Deputy Super/Road Maintenance Foreman	Michael Grasso	XVII	A	2		1,957.5	82,023	77,777	90,690	88,571	11/05/12	
Lead Maintenance Mechanic	Charles Vilarino	XV	A	5	900	1,957.5	84,369	84,369	82,614	80,684	06/06/01	1,300
General Foreman	Ted Devlin	XIV	A	5		1,957.5	87,960	78,959	77,316	75,510	07/08/02	1,300
Road Maintenance Foreman	Scott Mills	XIV	A	5		1,957.5	78,959	78,959	77,316	72,745	03/25/93	1,600
Road Maintenance Foreman		XIV	A	1		1,957.5	67,422	67,422	77,316	75,510		
Road Maintenance Foreman		XIV	A	1		1,957.5	67,422	67,422	68,855	64,477		
Tree Trimmer Foreman		XIV	A	5		1,957.5		78,959	77,316	75,510		
Maintenance Mech/Welder	David Nikisher	XIII	A	5		1,957.5	75,723	75,723	74,147	72,415	07/15/96	1,600
Senior Auto Mechanic	Daniel Moran	XIII	A	5	400	1,957.5	75,723	75,723	74,147	72,415	10/19/98	1,600
Senior Auto Mechanic	Philip Klein	XIII	A	5		1,957.5	75,723	75,723	74,147	72,415	12/05/05	1,100
Senior Auto Mechanic	Antonio Cambareri	XIII	A	5	900	1,957.5	75,723	75,723	74,147	72,415	09/17/07	1,000
Heavy MEO	Robert Ireland	XII	A	5		1,957.5	72,827	72,827	71,312	69,646	11/28/83	1,600
Heavy MEO	Thomas McNulty	XII	A	5		1,957.5	72,827	72,827	71,312	69,646	08/02/89	1,600
Heavy MEO	Nicholas Bernard	XII	A	4		1,957.5	69,930	67,068	62,850	58,605	03/14/16	
Heavy MEO		XII	A	5		1,957.5		72,827	71,312	66,876		
Tree Trimmer/MEO	James Cottrell	XI	A	4		1,957.5	66,122	63,452	59,301	55,172	09/12/16	
MEO	Joseph Dell'Olio	X	A	5		1,957.5	64,760	64,760	63,413	61,931	04/14/10	
MEO	Patricia Dickan	X	A	5		1,957.5	64,760	61,829	57,731	53,629	03/14/16	
MEO	Peter Goldberg	X	A	5		1,957.5	64,760	64,760	60,542	56,382	03/06/13	
MEO		X	A	5		1,957.5	64,760	64,760	63,413	61,931		
MEO		X	A	1		1,957.5		53,209	63,413	61,931		
Laborer	Kieran Carney	V	A	5		1,957.5	53,989	53,989	52,865	49,248	12/18/13	
Laborer	Nicholas Burns	V	A	5		1,957.5	53,989	51,498	48,024	44,576	11/09/15	
Laborer	Michael Batista	V	A	5		1,957.5	53,989	53,989	50,426	46,902	06/08/15	
Laborer	Kevin Harrigan	V	A	5		1,957.5	53,989	51,498	48,024	44,576	08/29/16	
Laborer	Kareem Holebrook	V	A	5		1,957.5	53,989	51,498	48,024	44,576	06/14/16	

Department	Name	Grade	Sch	Step	Other Pay	Ann Hours	2020 Salary	2019 Salary	2018 Salary	2017 Salary	Hire Date	Longevity
HIGHWAY continued												
Laborer	Jake Arcara	V	A	2		1,957.5	46,613	44,154			12/17/18	
Laborer	Nicholas Titka	V	A	2		1,957.5	46,613	44,154			12/17/18	
Laborer	Michael Stigell	V	A	2		1,957.5	46,613	44,154			04/01/19	
Laborer	Brian Stam	V	A	3		1,957.5	49,044	49,044	45,643	42,225	08/29/16	
Laborer	Michael Jones	V	A	1		1,957.5	44,154	44,154	43,235	42,225	09/16/19	
Laborer	Joseph Berqin	X	A	5		1,957.5	53,989	53,989	63,413	51,530	04/10/17	
LIBRARY												
Director	Jennifer O'Neill					1,827	105,000	105,000	105,000	95,000	09/30/19	
Staff Assistant	Christine Julian	X	A	5		1,827	64,760	64,760	63,413	59,128	08/11/14	
Librarian II		XIV	A	3		1,827	78,959	78,959	74,485	69,979		
Librarian II		XIV	A	5		1,827	78,959	78,959				
Librarian II	Maureen Connelly	XIV	A	5		1,827	78,959	78,959	77,316	75,510	10/15/01	1,300
Librarian II	Reva Queler	XIV	A	5		1,827	78,959	78,959	77,316	75,510	04/01/96	1,600
Librarian II	Marca McClenon	XIV	A	5		1,827	78,959	78,959	74,485	69,979	07/03/06	
Librarian I	Irena Goss	XI	A	5		1,827	69,231	69,231	67,791	66,207	03/31/03	1,300
Librarian I	Allison Egan	XI	A	3		1,827	63,452	60,561	67,791	63,234		
Librarian I Children Services	Jane Hennessy	XI	A	5		1,827	69,231	69,231	64,747	60,680	06/03/13	
Senior Library Clerk	Margaret Groccia	VIII	A	5		1,827	59,578	59,578	58,338	56,975	02/13/12	
Senior Library Clerk	Maria Stolfi	VIII	A	5		1,827	59,578	59,578	58,338	56,975	04/21/97	1,600
Senior Library Clerk	Shirley McCord	VIII	A	5		1,827	59,578	59,578	58,338	56,975	04/14/98	1,300
Library Clerk	Margaret O'Reilly	IV	A	5		1,827	51,148	51,148	50,083	48,913	05/18/98	1,600
Library Assistant	Deborah Sarno	IX	A1	2		1,827	56,708	56,708	50,083	48,913	08/21/06	1,100
Caretaker	Thomas Gallelo	XI	A	5		1,957.5	69,231	69,231	67,791	66,207	02/13/95	1,600
Various PT positions							230,000	230,000	230,000	225,000		
MUSEUM												
Assistant Curator	Adele Hobby	VII	A1	5		1,305	44,744	44,744	43,814	42,625	07/03/01	
Intermediate Clerk PT	Helen Lynch					1,040	15,600	15,600	11,305	11,305	04/01/19	
NUTRITION												
Site Manager	Noreen O'Driscoll					1,827	90,000	76,550	74,957	71,457	08/15/88	
Intermediate Clerk	Terri Campanaro	VIII	A1	3		1,566	49,836	47,213	38,962	35,757	03/08/16	
Food Service/Chauffer		V	A	1		1,696.5	38,273	37,661	36,878	35,886		
Chauffeur	David Humphrey	V	A	5		1,696.5	47,960	37,661	36,878	35,886	03/18/13	
Chauffer	Salvador Rivera	V	A	5		1,566	44,270	34,764	34,041	33,126	06/04/02	1,300
Chauffeur	Lucia Dominguez	V	A	1		1,566	35,329	34,764	34,041	33,126	09/12/19	
Cook	Franz Rom	VIII	A	5		1,696.5	52,925	46,790	43,703	40,503	10/08/15	
Assistant Cook	LeArtis El	VI	A	5		1,696.5	49,809	41,903	41,031	37,620	10/16/13	
Food Service Helper PT						835.2	9,415	9,415	9,415	9,415		
Chauffeur PT	Leola Specht					835.2	12,570	12,570	12,570	12,570	02/28/05	

Department	Name	Grade	Sch	Step	Other Pay	Ann Hours	2020 Salary	2019 Salary	2018 Salary	2017 Salary	Hire Date	Longevity
PARKS												
Park Foreman	Barry Gelbman	XV	A	5		1,957.5	84,369	84,369	82,614	80,684	07/03/95	1,600
Assistant Park Foreman	Dominic Monopoli	XIII	A	5		1,957.5	75,723	75,723	74,147	72,415	08/05/96	1,600
Maintenance Mechanic	Stephen Melillo	XII	A	5		1,957.5	72,827	72,827	71,312	69,646	09/10/07	1,000
Maintenance Mechanic Repair	Guido Parks	XI	A	5		1,957.5	69,231	69,231	67,791	66,207	09/10/07	1,000
Maintenance Mechanic Repair	Scott Gross	XI	A	5		1,957.5	69,231	69,231	64,747	60,680	06/08/15	
Tree Trimmer/MEO	Vincent Haight	XI	A	5		1,957.5	69,231	69,231	67,791	66,207	10/06/03	1,300
HMEO	Michael Hoek	XII	A	5		1,957.5	72,827	72,827	71,312	69,646	03/06/89	1,600
Maintenance Worker Pool	Andrew Cerrato	XI	A	5		1,957.5	69,231	69,231	67,791	66,207	04/14/03	1,300
Park Groundskeeper	Eric Hollberg	X	A	5		1,957.5	64,760	64,760	63,413	61,931	03/29/99	1,600
Park Groundskeeper	Richard Williams	X	A	5		1,957.5	64,760	64,760	63,413	61,931	01/24/00	1,600
Park Groundskeeper	Scott Ferreira	X	A	5		1,957.5	64,760	61,829	57,731	53,629	03/26/13	
Park Groundskeeper	Bryan O'Keefe	X	A	4		1,957.5	61,829	58,957	54,912	50,884	12/14/15	
Laborer	Robert Alfano	V	A	2		1,957.5	46,613	44,154			03/25/19	
Laborer		V	A	1		1,957.5	44,154					
PLANNING												
Director	John Tegeder					1,827	135,000	122,550	120,000	111,401	11/03/97	1,600
Planner	Robyn Steinberg	XVII	A1	5	8,000	1,827	99,742	99,742	97,667	95,385	08/05/02	1,300
Assistant Planner-Research	Thomas D'Agostino	XI	A1	5		1,827	74,557	74,557	69,729	65,347	06/08/15	
Sr Office Assistant Auto Systems	Nancy Calicchia	X	A1	3		1,827	63,492	60,394	68,290	66,694	05/07/18	
POLICE (civilian)												
Dispatcher	Beth Sherwood	XI	A	5		1,957.5	69,231	69,231	67,791	66,207	06/07/11	
Dispatcher	Jane Gullery	XI	A	5		1,957.5	69,231	69,231	67,791	66,207	07/10/95	1,600
Dispatcher	Timothy Collins	XI	A	2		1,957.5	60,561	69,231	67,791	66,207	07/24/19	
Office Asst Auto Systems	Michelle Diaco	VIII	A1	5		1,827	64,161	64,161	62,826	58,465	11/20/13	
Office Asst Auto Systems	Judith Garretto	VIII	A1	5		1,827	64,161	64,161	62,826	61,358	06/12/06	1,100
Office Asst Auto Systems	Christine Corsillo	VIII	A1	2		1,827	55,082	52,080	62,826	61,358	06/03/19	
Community Svc Worker/Animal Warden	Kristin Bohler	VIII	A1	3		1,827	58,142	55,082	62,826	61,358	05/29/18	
Maintenance Worker Repair	Keith Kuttruf	XI	A	5		1,957.5	69,231	69,231	67,791	66,207	02/28/00	1,600
Cleaner	Marcel Copeland	V	A	5		1,957.5	53,989	53,989	50,426	46,902	05/11/15	

Department	Name	Grade	Sch	Step	Other Pay	Ann Hours	2020 Salary	2019 Salary	2018 Salary	2017 Salary	Hire Date	Longevity
POLICE (Uniform)												
Chief	Robert Noble					2,088	173,978	173,978	165,454	165,454	06/03/81	7,575
Lieutenant #1	James Graham					2,088	145,202	145,202	138,087	137,560	04/06/94	7,075
Lieutenant #2	Thomas Gentner					2,088	145,202	145,202	138,087	137,560	01/15/81	7,575
Lieutenant #3	Deulio, John					2,088	145,202	145,202	138,087	137,560	07/04/90	7,075
Sergeant #1	Dillion, Paul					2,088	125,946	125,946	120,235	119,775	08/19/03	2,175
Sergeant #2	Foley, Justin					2,088	125,946	125,946	120,235	119,775	01/03/89	2,225
Sergeant #3	Kolkman, Timothy					2,088	125,946	125,946	120,235	119,775	01/04/08	1,150
Sergeant #4	Racioppo, Matthew					2,088	125,946	125,946	120,235	119,775	03/26/12	800
Sergeant #5	Rapisarda, Mark					2,088	125,946	125,946	120,235	119,775	04/05/05	2,225
Sergeant #6	Sansone, Samuel					2,088	125,946	125,946	120,235	119,775	06/07/06	1,775
Sergeant #7	Scatola, Craig				1,200	2,088	125,946	125,946	120,235	119,775	08/02/04	1,775
Sergeant #8	Sgroi, Kenneth					2,088	125,946	125,946	120,235	119,775	03/06/09	1,525
Detective #1	Nadoraski, Tommy					2,088	121,569	121,569	116,055	115,613	01/24/06	2,425
Detective #2	Sage, Scott					2,088	121,569	121,569	116,055	115,613	01/25/96	2,225
Detective #3	Shanahan, Brian					2,088	121,569	121,569	116,055	115,613	08/07/01	2,175
Detective #4	Swart, Jason					2,088	121,569	121,569	116,055	115,613	06/18/02	2,175
Detective #5	Tausz, Timothy					2,088	121,569	121,569	116,055	115,613	10/19/81	2,425
Detective #6 DARE	Finn, Richard					2,088	121,569	121,569	116,055	115,613	05/19/99	2,225
Police Officer	Battista, John			4		2,088	97,555	85,523	70,192	53,641	01/06/17	
Police Officer	Beyrer, Thomas			5	4,000	2,088	109,516	109,516	104,548	92,775	01/06/14	
Police Officer	Campion, Michael			5	4,000	2,088	109,516	109,516	93,133	81,333	08/03/15	
Police Officer	Caprio, Michael			5		2,088	109,516	109,516	104,548	104,150	09/19/13	800
Police Officer	Chapparo, Christian			3			85,523	73,525	55,193	104,150	12/19/18	800
Police Officer	Curtin, Timothy			5		2,088	109,516	109,516	93,133	81,333	08/03/15	
Police Officer	Daniel Curtis			5		2,088	109,516	97,555	81,646	69,923	12/21/16	
Police Officer	David, Daniel			3			85,523	73,525	55,193	104,150	11/03/16	
Police Officer	DiPetrantonio, Anthony			5		2,088	109,516	109,516	104,548	104,150	08/01/08	1,150
Police Officer	Doerr, Robert	SRO YHS		5		2,088	109,516	109,516	104,548	104,150	08/19/03	1,775
Police Officer	Doherty, John			5		2,088	109,516	109,516	93,133	81,333	01/06/16	
Police Officer	Echeverria, Michael			5		2,088	109,516	109,516	104,548	104,150	08/26/91	2,425
Police Officer	Ellsworth, Max			5		2,088	109,516	97,555	81,646	69,923	08/10/16	800
Police Officer	Fortunato, Keith			5		2,088	109,516	109,516	104,548	92,775	03/24/14	
Police Officer	Garcia, Angel			5		2,088	109,516	109,516	104,548	104,150	08/01/08	1,525
Police Officer	Gordineer, William			5		2,088	121,569	121,569	104,548	104,150	04/05/89	2,425
Police Officer	Gregorio, Devon			4		2,088	109,516	97,555	81,646	69,923	07/06/16	

Department	Name	Grade	Sch	Step	Other Pay	Ann Hours	2020 Salary	2019 Salary	2018 Salary	2017 Salary	Hire Date	Longevity
POLICE continued												
Police Officer	Guilbert, Samantha			4		2,088	97,555	85,523	70,192	53,641	08/09/17	800
Police Officer	Hannigan, James			5		2,088	109,516	97,555	81,646	69,923	12/21/16	
Police Officer	Houlihan, Colin			3		2,088	85,523	73,525	71,947	104,150	03/21/18	
Police Officer	Kaen, Daniel			5		2,088	109,516	109,516	104,548	104,150	03/26/12	800
Police Officer	Kahn, Michael			5		2,088	109,516	109,516	104,548	104,150	08/04/04	2,175
Police Officer	Lizarzaburu, Guillermo			2		2,088	73,525	56,405			07/03/19	
Police Officer	Madaus, Michael			5		2,088	109,516	109,516	104,548	104,150	7/28/06	1,525
Police Officer	Mullen, Timothy			5		2,088	109,516	97,555	81,646	69,923	07/06/16	800
Police Officer	Mundy, Brian	SRO MSMS		5		2,088	109,516	109,516	104,548	104,150	06/07/06	1,525
Police Officer	Nicholson, Brian			5		2,088	109,516	109,516	104,548	104,150	07/27/07	1,525
Police Officer	Noone, Ryan			5	11,751	2,088	109,516	109,516	104,548	104,150	01/04/08	1,525
Police Officer	Paqliuca, Joyce			2		2,088	73,525	45,125	104,548	104,150	07/19/19	
Police Officer	Palladino, Gregory			5		2,088	109,516	109,516	93,133	81,333	08/03/15	
Police Officer	Paniccia, Lawrence	SRO LHS		5		2,088	109,516	109,516	104,548	104,150	05/17/05	2,175
Police Officer	Pavletich, Robert	SRO LCBMS		5		2,088	109,516	109,516	104,548	104,150	02/07/07	1,775
Police Officer	Peters, Donald			5		2,088	109,516	109,516	104,548	104,150	08/07/01	2,175
Police Officer	Pietraniello, Michael			5		2,088	109,516	109,516	104,548	104,150	03/22/00	2,425
Police Officer	Premuto, Jerry			5		2,088	73,525	56,405	44,155	104,150	07/27/18	
Police Officer	Rana, Carter			2		2,088	73,525	56,405			07/03/19	
Police Officer	Rohr, Robert			5		2,088	109,516	109,516	104,548	92,775	04/27/15	
Police Officer	Tillstrand, Michael			5		2,088	109,516	109,516	104,548	92,275	10/29/14	1,525
Police Officer	Uhl, Michael			2		2,088	73,525	45,125			07/19/19	
Police Officer	Viuoso, Michael			3		2,088	85,523	73,525	104,548	104,150	12/12/18	800
Police Officer	Woodard, Michael			5		2,088	109,516	109,516	104,548	104,150	05/07/14	800
*Other Pay consists of clothing allowance, college incentive pay, holiday pay, vacation sell back, sick sell back, and sick reward bonus.												
RECREATION												
Superintendent	James Martorano, Jr					1,827	110,000	110,000	101,000	95,000	09/09/19	
Assistant Superintendent	Kyle Thornton					1,827	90,000	85,208	83,435	81,400	07/13/16	
Assistant Superintendent						1,827		90,891	89,000	89,000		
Recreation Assistant						1,827						
Recreation Leader						1,827						
Senior Office Asst-Rec	Jessica Bambach	X	A1	5		1,827	69,741	69,741	68,290	66,694	04/24/89	1,600
Office Assistant Auto Systems	Anita Hecker	VIII	A1	5		1,827	64,161	64,161	62,826	61,358	01/29/01	1,300
Rec Assistant PT	Erin Moran					832.0	13,363	13,363	13,363	13,363		

Department	Name	Grade	Sch	Step	Other Pay	Ann Hours	2020 Salary	2019 Salary	2018 Salary	2017 Salary	Hire Date	Longevity
REFUSE & RECYCLING												
Sr Office Assistant Auto Systems	Kim Angliss-Gage	X	A1	5	31,373	1,827	69,741	69,741	68,290	66,694	05/18/90	1,600
Office Assistant Auto Sys	Kristin Scherrer	VIII	A1	3		1,827	58,142	55,082	50,996	55,602	08/24/15	
Lead Maintenance Mechanic	Kevin Alimonti	XV	A	5		1,957.5	84,369	84,369	82,614	80,684	02/19/86	1,600
Maintenance Mechanic Sanitation	Michael Samuels	XIII	A	5		1,957.5	75,723	75,723	74,147	72,415	08/17/98	1,600
Sr Auto Mechanic	David Doherty	XIII	A	5	900	1,957.5	75,723	75,723	74,147	72,415	11/20/00	1,600
MEO	Jeffrey Rosenstrach	X	A	5		1,957.5	64,760	64,760	63,413	61,931	08/22/88	1,600
MEO	Vincent Ambrosino	X	A	5		1,957.5	64,760	64,760	63,413	61,931	07/01/96	1,600
MEO	Andrew Heady	X	A	5		1,957.5	64,760	64,760	63,413	61,931	07/12/00	1,600
MEO	Scott Baldwin	X	A	5		1,957.5	64,760	64,760	63,413	61,931	01/21/97	1,600
Laborer	Douglas Paget	V	A	5		1,957.5	53,989	53,989	52,865	51,630	06/30/03	1,300
Laborer	Matthew Hoek	V	A	2		1,957.5	46,613	44,154	52,865	51,630	12/03/18	
Laborer	Jake Vaccaro	V	A	2		1,957.5	46,613	44,154	45,643	42,225	12/17/18	
SECTION 8 HOUSING												
Director	Karren Perez					1,827	99,500	89,445	86,005	83,905	12/06/10	1,000
SEWER												
Asst Wastewater Treatment Plant Supt	Edward Mahoney	XVI	A	5	20,000	1,957.5	87,960	87,960	86,130	84,117	09/01/86	1,600
Heavy MEO	Anthony Cuccovia	XII	A	5		1,957.5	72,827	72,827	71,312	69,646	05/16/88	1,600
Maintenance Worker Mech	Martin McGannon	XII	A	5		1,957.5	72,827	72,827	71,312	69,646	03/23/87	1,600
Maintenance Worker Mech		XII	A	5		1,957.5	72,827	72,827	71,312	69,646		
Maintenance Worker Mech	Michael Carducci	XII	A	5		1,957.5	72,827	72,827	71,312	69,646	03/06/89	1,600
Maintenance Worker Mech/Electrician	Don Mesuda	XII	A	5		1,957.5	72,827	72,827	68,475	64,138	03/23/15	
Sewer Maintenance Worker	Richard Flocco	X	A	5		1,957.5	64,760	64,760	63,413	61,931	12/25/95	1,600
Sewer Maintenance Worker	Charles Chase	X	A	5		1,957.5	64,760	64,760	63,413	61,931	09/16/03	1,300
Sewer Maintenance Worker	Kyle Gulitz	X	A	5		1,957.5	64,760	64,760	63,413	61,931	08/15/05	1,100
Sewer Maintenance Worker	Frank Rendina	X	A	5		1,957.5	64,760	64,760	63,413	61,931	07/07/08	1,000
SUPERVISOR												
Supervisor	Ilan Gilbert					1,827	121,328	121,328	121,328	121,328	01/01/18	
Confidential Secretary	Stewart Glass					1,827	88,906	86,806	85,000	85,000	01/01/18	
Human Resource	Margaret Gspurning				20,000	1,827	113,987	102,568	100,434	93,427	10/01/08	1,000
Secretary-Steno		XI	A1	1		1,827	62,130			57,249		
TAX OFFICE												
Receiver of Taxes	Barbara Korsak					1,827	95,725	88,849	87,000	82,655	10/22/08	1,000
Assessment/Tax Aide	Lori Rotunno	VI	A1	5		1,827	60,394	60,394	59,137	55,224	05/19/14	
Senior Clerk PT							28,000	28,000	28,000	28,000		

Department	Name	Grade	Sch	Step	Other Pay	Ann Hours	2020 Salary	2019 Salary	2018 Salary	2017 Salary	Hire Date	Longevity
TOWN ATTORNEY												
Town Attorney						1,827			117,000	117,000		
Office Assistant Auto Systems	Peggiann Thorp	VIII	A1	5		1,827	64,161	64,161	62,826	58,465	02/24/14	
TOWN BOARD												
Councilperson	Alice Roker					1,566	19,575	19,575	19,575	19,575	03/22/15	
Councilperson	Thomas Diana					1,566	19,575	19,575	13,000	19,575	03/22/15	
Councilperson	Ed Lachterman					1,566	19,575	19,575	19,575	19,575	12/02/14	
Councilperson	Vishnu Patel					1,566	19,575	19,575	16,208	16,208	01/01/10	
TOWN BUILDINGS												
Lead Maintenance Mechanic Repair	Al Pisano	XV	A	5		1,957.5	84,369	84,369	82,614	77,251	04/03/06	1,100
Maintenance Mechanic / Mason	Christopher Moran	XI	A	2		1,957.5	60,561	57,692	43,235	42,225	11/20/17	
Maintenance Mechanic Repair	Daniel Cruz	XI	A	5		1,957.5	69,231	69,231	67,791	66,207	07/01/02	1,300
Maintenance Mechanic Repair	Paul Colarusso	XI	A	5		1,957.5	69,231	69,231	67,791	63,234	03/18/15	
Maintenance Worker Repair	Steven Vitulli	XI	A	5		1,957.5	69,231	69,231	62,132	57,915	07/15/02	1,300
Laborer	Michael Hoy	V	A	5	1,000	1,957.5	53,989	53,989	52,865	51,630	03/11/13	
Laborer	Victor Contreras Bermeo	V	A	2	1,000	1,957.5	46,613	44,154	43,235	42,225	07/01/19	
Senior Clerk	Patricia DeMarsh	VII	A1	5		1,827.0	62,642	62,642	61,339	59,905	09/05/07	1,000
TOWN CLERK												
Town Clerk	Diana L. Quast					1,827	102,680	98,731	96,677	96,677	01/01/90	
Deputy Town Clerk	Maura Weissleder					1,827	80,000	73,285	70,353	70,353	01/18/16	
Intermediate Clerk	Elena Panagi	III	A1	5		1,827	52,070	52,070	50,986	49,795	07/01/02	1,300
Messenger	Kathie Nicholson	III	A1	5		1,827	52,070	52,070	50,986	49,795	06/24/02	1,300
Records Mangement Clerk PT	Thomas Travis	IV	A1	5		887.4	24,843	26,754	26,197	25,585	08/15/05	
Records Mangement Clerk PT		IV	A1	1		887.4	21,635					
TOWN COURT												
Justice	Gary Raniolo					780.0	33,126	33,126	32,437.0	32,437	01/01/12	
Justice	Salvatore Laqonia					780.0	33,126	33,126	32,437.0	32,437	01/01/10	
Court Clerk	Maria Ricci					1,827	91,945	86,675	73,605	70,401	11/10/08	1,000
Court Clerk	Isabel Klein					1,827	79,739	75,169	84,871	81,177	08/02/10	
Assistant Court Clerk	Tara Guerrero	VIII	A1	5		1,827	64,161	61,135	56,932	52,675	11/30/15	
Assistant Court Clerk	Yolanda Vazquez	VIII	A1	5		1,827	64,161	64,161	62,826	61,358	06/18/12	
Assistant Court Clerk	Shane Enea	VIII	A1	5		1,827	64,161	64,161	62,826	58,465	12/02/13	
Court Attendants							42,000	42,000	42,000	42,000	09/07/92	

Department	Name	Grade	Sch	Step	Other Pay	Ann Hours	2020 Salary	2019 Salary	2018 Salary	2017 Salary	Hire Date	Longevity
WATER												
Distribution Superintendent	Kenneth Rundle					1,827	125,000	109,912	107,625	105,000	04/15/87	1,600
Senior Account Clerk	Maria DeRubels	XI	A1	4		1,827	74,557	74,557	73,006	71,300	08/27/07	1,000
Intermediate Clerk		III	A1	1			41,148	41,148	40,292	37,915		
Intermediate Typist PT	Grace Tausz					832.0	12,716	12,716	12,716	12,716	01/02/09	
Assistant Water Superintendent		XVI	A	5			87,960	87,960				
Water Maintenance Foreman	Paul Vasillo	XIV	A	5	22,500	1,957.5	78,959	78,959	77,316	75,510	6/21/99	1,600
Water Meter Maintenance Foreman	Cathleen Romanych	XIV	A	3		1,957.5	73,176	70,318	77,316	75,510	06/02/03	1,300
Assistant Foreman	Joseph Lewis	XIII	A	5	22,500	1,957.5	75,723	75,723	74,147	72,415	05/18/87	1,600
Heavy MEO	Curtis Doerr	XII	A	5		1,957.5	72,827	72,827	71,312	69,646	06/08/83	1,600
Heavy MEO	Adam Cerrato	XII	A	5		1,957.5	72,827	72,827	71,312	69,646	07/30/07	1,000
Auto Mechanic	James Morgan	XIII	A	5	900	1,957.5	75,723	75,723	74,147	72,415	02/17/93	1,600
Water Maintenance Worker I	Jeffrey Dahlke	XII	A	5		1,957.5	72,827	72,827	71,312	69,646	03/06/89	1,600
Water Maintenance Worker I	Douglas Neeson	XII	A	5		1,957.5	72,827	72,827	68,475	66,876	06/13/05	1,100
Water Maintenance Worker I	Carl LaDuca	XII	A	5		1,957.5	72,827	72,827	68,475	64,138	06/02/10	
Water Maintenance Worker II	Jeffrey Baumeister	X	A	5		1,957.5	64,760	64,760	60,542	56,382	06/18/07	1,000
Water Maintenance Worker II	Thomas Lagatella	X	A	4		1,957.5	61,829	58,957	52,865	47,452	03/03/14	
Meter Reader	John VanDeBrook	V	A	5		1,957.5	53,989	53,989	52,865	51,630	10/22/07	1,000
Meter Reader	Mark Bistro	V	A	3		1,957.5	49,044	46,613	52,865	51,630	05/02/07	
Water Service Worker		X	A	5		1,957.5		64,760	63,413	61,931		
Water Service Worker	James Waterhouse	X	A	5		1,957.5	64,760	64,760			12/18/01	
Laborer	Vincent Callicchia	V	A	4		1,957.5	51,498	51,498	48,024	44,576	03/03/16	
Laborer	Giulio Eliseo	V	A	2		1,957.5	46,613	46,613	43,235	42,225	10/23/17	
Laborer		V	A	1		1,957.5			52,865	49,248		
Laborer		V	A	5		1,957.5			52,865	47,452		

YORKTOWN HEIGHTS FIRE DISTRICT

ANNUAL BUDGET FOR THE YEAR 2020

PERSONNEL SERVICES	\$ 69,055	
MAINTENANCE AND SERVICES	831,018	
ALLOCATED RESERVES	355,000	
BOND PAYMENT	18,875	
SERVICE AWARDS	30,000	
INSURANCE	<u>165,000</u>	
TOTAL BUDGET		\$ 1,468,948
LESS ANTICIPATED REVENUES & APPROPRIATIONS		(28,485)
TO BE RAISED BY TAX		<u>\$ 1,440,463</u>

Dated October 15, 2019

Signed, approved and requested by the Yorktown Board of Fire Commissioners

Arthur Orneck - Absent

Louis Mastro

Martin McGannon

Charles Moseman

David Klaus

Town Clerk's Office

OCT 24 2019

Diana L. Quast, Town Clerk
Town of Yorktown, New York

Yorktown Heights Fire District 2020 Budget

	2019 Budget	2020 Budget	
Income			
Real Property Taxes	1,382,000	1,440,463	
Interest	300	300	
Fuel Tax Refund	1,000	600	
Miscellaneous Revenue			
Grants			
Expenditure Reimbursement			
Appropriation Carryover - new E274		27,585	
Total Income	1,383,300	1,468,948	
Expense			
Fire Protection Contractual			
Annual Inspection	5,000	5,000	
Apparatus Expense	150,000	167,585	
Buildings & Grounds	77,150	122,065	
Certiorari	7,000	5,000	
Dues	1,700	2,000	
Election Expense	600	1,000	
Professional Fees	50,000	40,000	
Medical/Physical Fitness	30,000	30,000	
Dry Hydrant	10,000	10,000	
Equipment-Purchases	50,000	50,000	
Equipment-Repairs/Maintenance	25,000	20,000	
Equipment-Dive Team	12,000	12,000	
Radios-Equipment	8,000	5,000	
Radios-Repairs/Maintenance	5,000	5,000	
Insurance-General	75,000	70,000	
IT	20,000	20,000	
Training & Meetings	10,000	12,000	
Stationery & Postage	2,000	2,000	
Miscellaneous-Notices	2,750	3,000	
Recruitment	3,000	3,000	
Rent	73,400	89,400	
Uniforms	2,000	2,000	
Supplies	6,000	6,968	
Telephone	16,000	15,000	
Utilities	23,000	25,000	
Contingency Fund	10,000	10,000	
Total Fire Protection Contractual	674,600	733,018	
Retirement	12,000	12,000	
Service Awards Expense	20,000	30,000	
Payroll Expense	50,000	53,000	
Taxes-Payroll	3,825	4,055	
Insurance-Workers Comp.	110,000	95,000	
Insurance-Life	16,000	18,000	
Bond	150,000	150,000	
Interest-Bond	21,875	18,875	
Reserve Funds			
Apparatus Reserve	180,000	200,000	
Communication Reserve	66,000	70,000	
Repair Reserve	30,000	35,000	
Ladder Reserve	50,000	50,000	
Total Reserve Funds	325,000	355,000	
Total Expense	1,383,300	1,468,948	
Net Surplus	0	0	

Tax Levy Limit Calculation (Tax Cap)	
Real Property Tax Levy FYE 019	1,382,000
Tax Base Growth Factor 1.0069	9,536
Allow. Levy Growth Factor 1.02	1,391,536
Available Carryover from FY 2019	27,831
Tax Levy Limit	1,419,367
	21,096
	1,440,463

2020 ADOPTED BUDGET

Town Clerk's Office

LAKE MOHEGAN FIRE DISTRICT

OCT 23 2019

Town of Yorktown
Town of Cortlandt
County of Westchester

Diana L. Quast, Town Clerk
Town of Yorktown, New York

FILE WITH TOWN BUDGET OFFICER

This Budget was approved on October 15, 2019 by the Board of Fire Commissioners

WILLIAM HECKER
Commissioner

CHRISTOPHER GRAVIUS
Commissioner

SUSAN SEE
Commissioner


MARK BAUMBBLATT
Commissioner

JOSEPH STEWART
Commissioner

(It is not necessary for the Commissioners to sign this budget, if the Fire District Secretary completes the following certificate).

**This is to certify that the Final Budget was approved by the Board of
Fire Commissioners on October 15, 2019**

seal


Fire District Secretary

ESTIMATED REVENUES

	ACTUAL REVENUES 2018	BUDGET AS MODIFIED 2019	PRELIMINARY ESTIMATES 2020	ADOPTED BUDGET 2020
A2262 FIRE PROTECTION & OTHER SERVICES				
A2401 INTEREST & EARNINGS	\$8,020	\$7,000	\$7,000	\$7,000
A2410 RENTALS				
A2411 VERIZON CELL TOWER LEASE WITH AT&T PAYMENTS	\$31,190	\$33,418	\$34,158	\$34,158
A2660 SALES OF ASSETS				
A2701 REFUNDS OF EXPENDITURES	\$10,036	\$4,500	\$5,000	\$5,000
A2705 GIFTS & DONATIONS	\$1,000			
A2770 MISCELLANEOUS	\$245	\$100	\$100	\$100
A3389 STATE AID, OTHER PUBLIC SAFETY (CME RECERTIFICATIONS)	\$3,900	\$1,500	\$2,400	\$2,400
A4389 FEDERAL AID, OTHER PUBLIC SAFETY (specify) FEMA				
A9050.8 UNEMPLOYMENT INSURANCE				
A9060.8 HOSPITAL, MEDICAL & ACCIDENT INSURANCE				
A5031 INTERFUND TRANSFERS				
TOTALS	\$54,391	\$46,518	\$48,658	\$48,658

2020 APPROPRIATIONS

	ACTUAL EXPENDITURES 2018	BUDGET AS MODIFIED 2019	PRELIMINARY ESTIMATES 2020	ADOPTED BUDGET 2020
SALARY-TREASURER	\$39,000	\$39,000	\$40,000	\$40,000
SALARY - OTHER	\$3,806,988	\$3,819,500	\$4,045,000	\$4,045,000
OTHER PERSONNEL SERVICES				
A3410.1 TOTAL PERSONNEL SERVICES	\$3,845,988	\$3,858,500	\$4,085,000	\$4,085,000
A3410.2 EQUIPMENT	\$218,883	\$187,126	\$268,948	\$268,948
A3410.4 CONTRACTUAL EXPENDITURES	\$784,703	\$660,450	\$684,560	\$684,560
A1930.4 JUDGEMENTS & CLAIMS	\$18,629	\$80,000	\$80,000	\$80,000
A1989.0 APPROPRIATIONS TO GENERAL FUND	\$19,344	\$100,000	\$100,000	\$100,000
A9010.8 STATE RETIREMENT FUND	\$773,878	\$800,000	\$800,000	\$800,000
A9025.8 LOCAL PENSION FUND	\$200,000	\$200,000	\$200,000	\$200,000
A9030.8 SOCIAL SECURITY	\$265,727	\$295,520	\$320,153	\$320,153
A9040.8 WORKER'S COMPENSATION	\$255,770	\$300,000	\$260,000	\$260,000
A9060.8 HOSPITAL, MEDICAL & ACCIDENT INSURANCE	\$1,028,221	\$1,010,000	\$1,010,150	\$1,010,150
A9085.8 SUPP. BENEFIT PAYMENTS TO DISABLED FIREFIGHTERS(207A)	\$267,363	\$280,000	\$220,000	\$220,000
A9710.6 REDEMPTION OF BONDS				
A9710.7 INTEREST ON BONDS				
A9760.7 INTEREST ON NOTES	\$15,648	\$16,000	\$22,000	\$22,000
A9901.9 TRANSFER TO OTHER FUNDS				
TOTALS	\$7,694,154	\$7,787,596	\$8,050,811	\$8,050,811

LAKE MOHEGAN FIRE DISTRICT
2020 BUDGET SUMMARY

TOTAL APPROPRIATIONS		<u>\$8,050,811.00</u>
LESS:		
ESTIMATED REVENUE		<u>\$48,658.00</u>
ESTIMATED APPROPRIATED UNRESERVED FUND BALANCE		<u> </u>
AMOUNT TO BE RAISED BY REAL PROPERTY TAXES		<u>\$8,002,153.00</u>


TAX APPORTIONMENT
(to be used when fire district is in more than one town)

	ASSESSED VALUATION (AV)	EQUILIZATION RATE (ER)	FULL VALUATION (AV/ER)	TOTAL FULL VALUATION PERCENTAGE (1)/(2)	APPORTIONED TAX= (3) X REAL PROPERTY TAX TO BE RAISED
YORKTOWN	\$ 51,932,410	2.35%	\$ 2,209,889,787 (1)	43% (3)	\$3,473,145.09
CORTLANDT	\$ 47,548,269	1.65%	\$ 2,881,713,273 (1)	57% (3)	\$4,529,007.91
TOTAL	\$ 99,480,679		\$ 5,091,603,060 (2)	100%	\$8,002,153.00

* Must agree with Budget Summary "Amount to be Raised by Real Property Taxes".

TOWN		APPORTIONED TAX
YORKTOWN		<u>\$3,473,145.09</u>
CORTLANDT		<u>\$4,529,007.91</u>
TOTAL APPORTIONED		<u>\$8,002,153.00</u>

I certify that the estimates were approved by the
fire commissioners on 10/15/19
(Date)


Fire District Secretary