


Town of Yorktown, NY


2021 Preliminary Budget



November 13, 2020

Town Supervisor
Town Board
Comptroller

~ Matthew Slater
~ Thomas Diana, Ed Lachterman, Vishnu Patel, Alice Roker
~ Patricia Caporale



The Town of Yorktown is more than a place to live; it is a way of life. A vital location in the War for Independence; it is a township that took its name from the battle that decisively cemented our dominance over the British troops. Yorktown was first settled in 1683 as part of Van Cortlandt Manor, and was incorporated in 1788 as our nation was forming the principles of democracy we live by today. There is no doubt; each of us is a part of the history and responsible for upholding the legacy. These freedoms shall be preserved and each citizen should experience the treasures of nature, history, individual respect, neighborhood and learning. As resources and energy allow, each of these gifts from the past will be enriched in the present for those yet to come.

We, as a Town in the State of New York, shall do our best to strive for
Progress with Preservation.



Yorktown Town Hall
363 Underhill Avenue, P.O. Box 703
Yorktown Heights, NY 10598

(914) 962-5722
www.yorktownny.org

Dear Taxpayer,

The year 2020 has provided incredible challenges to our community, county and state. Yorktown stood strong, led from the front and provided unified leadership during some horribly dark days. I will always be proud of how our municipality responded to the multiple rounds of adversity we have experienced and overcome.

There are still many questions about the true impact 2020 will have on municipalities across New York State and Yorktown is no exception. When COVID-19 struck we made swift decisions focused on protecting the health and safety of our community. This included freezing non-emergency expenditures which put us in a position to manage many financial obstacles.

Looking forward to 2021 we need to maintain the same level of vigilance and pragmatism to protect local taxpayers. With economic drivers fluctuating due to elements out of our control the last thing taxpayers can absorb is a local tax hike. The Town of Yorktown will continue its commitment of promoting economic growth and job creation which expands our local tax base and mitigates potential financial impact on local homeowners.

Thanks to our united and swift actions the Town is able to propose a budget that cuts the local tax rate, mirrors last year's use of fund balance all while maintaining important town services.

The proposed budget also prioritizes our infrastructure by increasing our local commitment to paying our local roads, investing in critical projects such as the Halllocks Mill Sewer District Expansion and dedicates significant dollars to our drinking water infrastructure.

We are able to achieve all of this while New York State has clawed back \$420,000 in state aid and the federal government has failed to properly provide adequate funds to county and local governments in the wake of the COVID-19 pandemic.

With approximately 10% of your total tax bill going to your local government we will continue to view each dollar as an investment in the future of our great Town.

Stay well,



Matt Slater
Supervisor
Town of Yorktown

THE TOWN OF YORKTOWN

The Town of Yorktown is comprised of five business centers and many residential hamlets throughout its 40 square miles
Town government consists of 23 different departments employing 246 full time employees

Assessor: The duty of the town Assessor is to provide fair and equitable valuations for all real property to insure a proper distribution of taxes throughout the Town. The assessed valuation determines what the proportional share of taxes will be for each parcel within the Town for school districts, Town, County and special districts. This office conducts inspections of parcels which have received building permits and/or inventory changes resulting in adjustments in the assessed valuation to achieve and maintain equity. The Assessor is also responsible for maintaining current ownership records for each parcel of real property and serves as the administrator of all tax exemptions (STAR, senior citizen 467, Veteran, Clergy, agricultural) which are authorized by the State of New York and wholly exempt parcels owned and occupied by non-profit organizations which qualify by reason of religious, charitable or educational use. In all cases, applications for these exemptions must be filed no later than May 1st.

Building Department: The Building Department administers and enforces the New York State Uniform Fire Prevention and Building Code, New York State Energy Conservation, Construction Code and many local laws, including the zoning ordinance, alarm regulations, dumping and property maintenance laws. The Department issues building permits and certificates of occupancy and processes applications for the Zoning Board of Appeals. The fire inspector is responsible for inspecting commercial, industrial and residential structures to assure compliance with all New York State fire prevention laws.

Building Maintenance: The employees in the Building Maintenance department are responsible for the performance of routine & daily upkeep & cleaning of Town Hall and the Albert A. Capellini Community & Cultural Center buildings and grounds. These buildings house the majority of Town departments. The Albert A. Capellini Community & Cultural Center is also the home of the Senior Center, Museum, Theater, two nursery schools and a variety of other tenants. In addition, these employees undertake additional renovation projects such as painting, refurbishing, flooring installation, office relocation, etc. They also assist other Town departments with maintenance as well as during special events.

Central Garage: The employees of Central Garage are responsible for the safe performance of all town vehicles. The staff completes diesel emission inspections for Town trucks, installs equipment on all new police vehicles and oversees the computerized fuel system that services most town vehicles and trucks. The department collects used motor oil from town residents to reuse as fuel to heat its garage.



Engineering Department: The Engineering Department reviews all development applications and makes recommendations to the appropriate approval authority; issues wetlands, erosion and sediment control, tree and storm water permits according to thresholds set in Town laws; and makes recommendations to the Building Inspector prior to the granting of Certificates of Occupancy. It prepares engineering plans and bid specifications for many Town public works projects, supervises the construction of public works projects and inspects public improvements constructed as part of approved site plans, subdivision and parking plans. It coordinates the creation of new sewer districts and oversees the construction of new sewer lines, and the operation of the Yorktown Heights Sewage Treatment Plant as well as sewer lines and pump stations located throughout Town, The Town's GIS information system is also maintained by this department.

Finance Department: The Finance Department is responsible for reviewing, approving, recording and monitoring all Town financial transactions and safeguarding all Town assets (cash, property and buildings) and investing the Town's cash reserves. Financial transactions include accounts payable (requisitions, purchase orders as well as the issuance and reconciliation of checks) and accounts receivable (recording of all deposits and proof of bank reconciliations). This department processes bi-weekly payrolls, administers employee benefit programs (medical/dental/vision insurances, flex accounts) for all full and part time employees, interacts with the NYS Retirement system on behalf of all employees and manages the Town's self-insured Workers Compensation program. The staff works with all departments to insure adherence to approved budgetary expenditure amounts. The Comptroller is responsible for the Town's computer network, annual internal audit and filing of the annual update document with the NYS Comptroller's office. The Comptroller also works in conjunction with the Supervisor to prepare the Town's budget.

Highway Department: Highway Department is accountable for maintaining approximately 200 miles of roads and bridges located within the Town in a safe and passable manner. Maintenance includes paving, sweeping, striping, repairing damage and installation of new regulatory road and street name signs. The Department is also responsible for repairing and replacing drainage structures throughout the town; ensuring all catch basins and other drainage facilities along Town roads are free of debris; removing snow and ice on all town roads, sidewalks and town parking lots; maintaining, cutting or trimming of trees along the Town's roads; and managing the Town's Organic Waste Facility. Additionally, the Department is responsible for issuing driveway and street opening permits, the maintenance of all highway trucks and equipment, mowing Town right of ways along all roads, installing and repairing guide/guard rails and responding to all Police Emergencies when requested by the Chief of Police or any police officer.

Legal Department: The principal function of the Town Attorney is to advise the Town Board, Department Heads and other officers of the town with regard to the functions and legal issues relating to the duties of their respective offices. The Department assists with the development of and drafts proposed legislation, rules, regulations and policies for Town programs and operations; negotiates, drafts and reviews agreements, contracts, bid documents, deeds, easements, and other legal instruments for Town transactions; defends, supervises and coordinates the defense of actions and proceedings against the Town, its officers, boards and commissions in any action brought against it or them in their official capacities; pursues the collection of delinquent real property taxes through In Rem foreclosure proceedings; prosecutes criminal and civil actions arising



out of violations of Town ordinances and coordinates with Town's insurance carriers and their attorneys in defense of the Town against tort claims.

Library: The John C Hart Library offers a variety of media to patrons of all ages. From books to periodicals, DVD's, CD's, reference, audio and e-books, and video games to movies the Library offers the community a variety of enrichment opportunities. Programs include book clubs, teacher in the Library, theater events, arts and crafts and seasonal classes, concert series and a senior benefits info center. The Library partners with the Westchester Children's Museum to provide an array of opportunities to younger patrons while also providing a program for homebound residents who are unable to get to the Library. The Friends of the Library also fund and sponsor other educational and cultural programs.

Refuse & Recycling: The employees of this department are responsible for all scheduled and special bulk trash pickups, as well as the seasonal leaf and Christmas tree pickups. The Department also oversees the household garbage and recycling collections for residential properties that are contracted out (Commercial properties are responsible for contracting for their own garbage collection and recycling). The Department provides a green recycle container to each household, sells biodegradable paper leaf bags, maintains a drop off for rechargeable batteries and oversees both the "Adopt a Road" program and annual volunteer "Battle of Yorktown" initiative that removes litter and debris from the Town's roadsides.

Parks and Recreation Department: The recreation side of the Parks and Recreation Department provides diversified programs for all age groups, from tots to senior citizens. Each summer a variety of summer day camps for children age 4 to 14 including half day, full day and travel / adventure are organized. Seniors can participate in exercise programs, painting classes or an assortment of clubs while adults can be enticed with workouts, art classes or sports. The Recreation Department works with community groups such as the Lions Club to co-sponsor events such as the free summer concerts, Halloween Parade, Easter Egg Hunt, free outdoor movies and the ever-growing Holiday Electric Lights Parade. This Department works in conjunction with local athletic clubs as well as Nor-West Special Services, a non-profit group for persons with special needs to provide recreational programming for all. The parks side of the department is responsible for the maintenance of 33 parks and recreational facilities located throughout Town, including two pool complexes, a public beach, a skateboard park, tennis courts, playgrounds and an extensive trail system that provides both active and passive recreational opportunities for Town residents.

Planning Department: The Planning Department provides professional services to the Town Board, Planning Board, Zoning Board of Appeals, Conservation Board and the Advisory Board of Architecture and Community Appearance. The staff is responsible for long range planning studies, special projects such as the Comprehensive Plan, the Community Development Block Grant (CDBG) program and the review of current site plans, parking plans and subdivision applications. The Department also reviews applications for wetland, tree, storm water and erosion and sediment control permits that are part of site plan or subdivision applications, oversees compliance with the New York State Environmental Quality Review Act (SEQRA) and applies for grants for various Town programs.



Police Department: The Police Department's services fall into three distinct categories: law enforcement including investigating criminal activity, arresting offenders and recovering property; emergency services including responding to traffic accidents, providing first aid to the sick and injured and dispatching emergency services; and non-emergency services including the DARE program, School Resource Officer Program, Public Safety Officer, Animal Control, fingerprinting services for pistol permits, licenses and travel documents.

Section 8: The Section 8 Rental Assistance Program provides rent subsidies to eligible elderly, disabled and low-income individuals and families wishing to reside in Yorktown. Funded by the U.S. Department of Housing and Urban Development, the subsidy is based on the family's size and composition, income and assets. The Program maintains a waiting list of eligible individuals and families.

Senior Citizen Nutrition Center: Located in the Albert A. Capellini Community and Cultural Center (AACCCC) the Nutrition Center provides senior citizens with a place to gather and have a nourishing lunch-time meal at a reasonable cost. The staff of this department also delivers meals to home bound seniors. Additionally, the Center also provides transportation for seniors to the AACCCC, as well as for medical visits within Yorktown and for grocery shopping. The Center also organizes a variety of wellness and entertainment programs for seniors.

Sewer Department: The Sewer Department, under the direction of the Town Engineer, operates and maintains the Yorktown Heights Water Pollution Control Facility that treats up to 2.5 million gallons of sewage per day on a monthly average basis. It also operates and maintains 14 pump stations and approximately 80 miles of sewer lines leading to either the Yorktown treatment plant or the regional sewage treatment plant in Peekskill. The Yorktown Heights plant is regulated by both the New York State Department of Environmental Conservation (DEC) and the New York City Department of Environmental Protection (DEP).

Supervisor: The Town Supervisor is the chief executive officer and chief fiscal officer for the Town of Yorktown. As chief fiscal officer, the Supervisor is responsible for presenting a tentative budget and managing the Town's fiscal affairs. The Supervisor oversees the daily administration of all Town departments and represents the Town in regional matters by working closely with elected officials at all levels of government. The Supervisor is also a member of the Town Board and in that capacity presides over Town Board meetings and votes on all matters before the Board.

Tax Office: Under the direction of the Receiver of Taxes, the Tax Department is responsible for compiling, printing, collating and mailing tax bills for all parcels located within the Town of Yorktown. The Department collects all taxes levied by the Town, including special district taxes such as fire, lighting, parks, sewer and water, as well as county and school taxes for that part of the Town within the Yorktown, Lakeland, Croton and Ossining school districts. It also collects payments of all water bills.



Town Board: The Town Board is the Town's legislative body and as such is responsible for enacting new local laws and ordinances, adopting new policies, setting short and long-term goals for the Town, and hiring and dismissal of all Town employees. The Town Board also approves the Town's annual budget and sets the tax rate for the Town and all special districts.

Town Clerk: The Town Clerk's office serves as the hub of the community by providing the public with information in person, by phone, mail or online. Many of the Town Clerk's responsibilities are mandated by the state and local law. In addition to serving as the Town's Registrar of Vital Statistics, the Town Clerk is also the Town's Records Management Officer and is responsible for maintaining all records, books and papers of the Town. The Town Clerk attends all meetings of the Town Board and is responsible for taking minutes of the meeting and recording all actions taken by the Town Board. The Town Clerk's office also issues various licenses and permits, recruits election inspectors and in coordination with the Westchester County Board of Elections, oversees the operation of both primary and general elections within the Town.

Town Court: Two Town Justices preside over criminal, civil, traffic tickets and landlord/tenant cases, as well as violations of Town Code. Support staff is available to assist people paying fines, initiate both civil and small claims, provide transcripts of judgments and answer questions regarding court procedures. The Court participates in a voluntary mediation program that seeks to resolve disagreements between individuals without going before a judge.

Water Department: The Water Department maintains a distribution system that brings safe drinking water to approximately 10,000 households and businesses in the Town of Yorktown and portions of Somers, Cortlandt and Putnam Valley. The Department conducts regular tests of water quality, installs and reads meters, installs new water mains and hydrants, repairs water main breaks and conducts semi-annual hydrant flushing. The Department also issues an Annual Report describing the quality of the system's drinking water and its compliance with state and federal water quality standards.

Albert A. Capellini Community and Cultural Center: The AACCCC is the home of the Senior Nutrition Center, the Town's Planning Department and Museum. It is also used by the Town's Parks and Recreation Department and a variety of community organizations, including several senior citizen clubs, to provide a wide range of cultural, social, recreational and entertainment programs. The Town also leases space in the building to private entities, including the Yorktown Stage.



Town of Yorktown Government Structure

Voters

ELECTED OFFICIALS

Town Justices
Four Year Term

Highway Superintendent
Four Year Term

Supervisor
Two Year Term
Town Board
Four Year Term

Town Clerk
Four Year Term

APPOINTMENTS

DEPARTMENT HEADS

BOARDS

COMMISSIONS

Town Comptroller

Police Chief

Assessor

Building Inspector

Human Resources/
Town Buildings

Library Director

Nutrition/Senior Services
Site Manager

Parks/Recreation
Superintendent

Planning Director

Receiver of Taxes

Refuse & Recycling/Central Garage

Town Attorney

Town Engineer

Water Superintendent

Architecture & Community
Appearance Board (ABACA)

Assessment Review Board

Community Housing Board

Conservation Board

Ethics Board

Fire Prevention Board

Industrial & Commercial
Incentive Board

Library Board of Trustees

Planning Board

Police Advisory Board

Zoning Board

Advanced Life Support Commission

Landmarks Preservation Commission

Parks & Rec Commission

Tree Advisory Commission

COMMITTEES

Arts & Culture Committee

Cable TV Committee

Citizens Emergency Response Team

Climate Smart Community Task Force

Economic & Business Revitalization

Open Space Committee

Public Safety Committee

Senior Advisory Committee

Teen Advisory Committee

Veterans Advisory Committee

Yorktown Small Business Committee

Food Security Task Force

Table of Contents

		page
Budget Procedure		1
Exemption Impact Report		2
Town Demographics		4
NYS Office of State Comptroller Financial Indicators		5
Budget Summary		8
Budgeted Revenues by Category (graph)		9
Budgeted Expenditures by Category (graph)		10
Budgeted Appropriations by Fund (graph)		11
Expenditure Comparison Prior v Current (graph)		12
Major Changes to Expenditures		13
Change in Tax Rate (graph)		14
Current v Prior Year Budget		15
Tax Rate Summary		16
Tax Implications		17
Assessed Valuation (graph)		18
Fund Balance by Category		19
Four Year Model		20
Yorktown Central School District Tax Illustration (pie chart)		21
Lakeland Central School District Tax Illustration (pie chart)		22
General Fund		
Revenue		23
Expenditures:	Appropriation Code	
Legislative Board	A.1010	27
Justice Court	A.1110	27
Office of the Supervisor	A.1220	28
Comptroller's Office	A.1315	29
Auditor	A.1320	30
Receiver of Taxes	A.1330	30
Purchasing	A.1345	31

General Fund continued	Appropriation Code	page
Town Assessor	A.1355	31
Town Clerk	A.1410	32
Legal	A.1420	33
Engineering	A.1440	34
Elections	A.1450	35
Town Hall	A.1620	36
Yorktown Community & Cultural Center	A.1625	36
Building Maintenance	A.1630	37
Public Safety	A.1640	38
Central Services	A.1670	38
Insurance	A.1910	38
Municipal Association Dues	A.1920	39
Taxes on Town Property	A.1950	39
Refund of Real Property Taxes	A.1964	39
Contingency	A.1990	39
Police Department	A.3120	39
Jail	A.3150	42
Traffic Control	A.3310	42
Building Department	A.3620	42
Health Service	A.4562	43
Highway Administration	A.5010	43
Street Lighting	A.5182	44
Veteran's Services	A.6510	44
Senior Citizen Nutrition Center	A.6772	44
Recreation Administration	A.7020	45
Parks	A.7110	46
Beach / Pool	A.7180	48
Aquatics	A.7190	48
Central Garage	A.7215	49
Family & Special Events	A.7270	50
Camp Programs	A.7310	50
Youth Programs	A.7320	51

General Fund continued	Appropriation Code	page
Museum	A.7450	51
Adult Programs	A.7610	51
Senior Programs	A.7620	52
Zoning	A.8010	52
Planning Department	A.8020	52
Section 8 Housing	A.8030	53
Conservation Board	A.8090	54
Employee Benefits	A.9000	54
Debt Service	A.9700	55
Bond Anticipation Notes	A.9730	55
Transfers	A.9901	55
Transfers	A.9950	55
Highway	Fund	
Highway Fund Revenues	D	56
Highway Fund Expenditures	D	57
Library		
Library Fund Revenues	L	61
Library Fund Expenditures	L	62
Water		
Water District Revenues	SW	65
Water District Expenditures	SW	66
Kitchawan Water District Revenues	SW2	71
Kitchawan Water District Expenditures	SW2	72
Refuse		
Refuse District Revenues	SR	73
Refuse District Expenditures	SR	74

Sewer	Fund	page
Mohegan East Sewer District Revenue	GB	77
Mohegan East Sewer District Expenditures	GB	78
Mohegan West Sewer District Revenue	GC	79
Mohegan West Sewer District Expenditures	GC	80
Hunterbrook Sewer District Revenue	GD	81
Hunterbrook Sewer District Expenditures	GD	82
Bonnie & Jill Sewer District Revenue	GE	83
Bonnie & Jill Sewer District Expenditures	GE	84
Oakside Sewer District Revenue	GF	85
Oakside Sewer District Expenditures	GF	86
Overlook Sewer District Revenue	GG	87
Overlook Sewer District Expenditures	GG	88
Suncrest Sewer District Revenue	GH	89
Suncrest Sewer District Expenditures	GH	90
Gomer Street Sewer District Revenue	GI	91
Gomer Street Sewer District Expenditures	GI	92
Hunterbrook / 202 Extension Sewer District Revenue	GJ	93
Hunterbrook / 202 Extension Sewer District Expenditures	GJ	94
Osceola Sewer District Revenue	OS	95
Osceola Sewer District Expenditures	OS	96
Yorktown Sewer District Revenue	YS	97
Yorktown Sewer District Expenditures	YS	98
Debt		
Schedule of Bond Anticipation Notes Indebtedness		102
Debt Schedule Spreadsheet		103
Schedule of Serial Bond Indebtedness		104
Special		
Capital Plan		105
Capital Plan by Department		106

	Fund	page
Emergency Medical Services		111
Emergency Medical Services Revenue	SM	112
Emergency Medical Services Expenditures	SM	113
Park and Improvement Districts		114
Amazon Park District Revenue	AP	115
Amazon Park District Expenditures	AP	116
Bethel Acres Park District Revenue	BA	117
Bethel Acres Park District Expenditures	BA	118
Mohegan Lake Improvement Park District Revenue	ID	119
Mohegan Lake Improvement Park District Expenditures	ID	120
Mohegan Beach Park District Revenue	MB	122
Mohegan Beach Park District Expenditures	MB	123
Mohegan Highlands Park District Revenue	MH	124
Mohegan Highlands Park District Expenditures	MH	125
Shrub Oak Community Park District Revenue	SC	126
Shrub Oak Community Park District Expenditures	SC	127
Shrub Oak Lake Park District Revenue	SL	128
Shrub Oak Lake Park District Expenditures	SL	129
Employee Salaries		
Employee Salary Information		130
Full Time Positions Budgeted		131
Salary Listing		132
Fire District Budgets		
Yorktown Heights Fire District		141
Lake Mohegan Fire District		144

BUDGET PROCEDURE

- What is a budget? A budget is an orderly financial plan for the operation of government. The plan sets forth the proposed appropriations necessary to carry out activities for a year and the proposed means of financing. The budget is an estimate of planned expenditures and financing sources.
- The Supervisor of the Town of Yorktown, as Chief Executive and Chief Fiscal Officer, under New York State Town Law section 106, prepares a *Tentative Budget*, under the modified accrual basis, to be submitted to the Town Board and public for its review and comment by October 30 of each fiscal year. In creating the tentative budget, the Supervisor will have requested and received from each department of the Town government estimates of the costs and revenues associated with its operations by October 20.
- The Town Board met with various department heads on November 12th & 13th, 2020 to discuss the tentative budget. The Board adopted a Preliminary budget on November 13, 2020 for general public comment in December at a public hearing.
- The Public Hearing on the Preliminary Budget will be held on December 1, 2020
- Based on public comment, the Town Board will determine what, if any, revisions are appropriate and may vote to adopt the final budget on December 1, 2020 but no later than December 22, 2020.
- The budget must be recorded in the minutes of the Town Board. The budget takes effect on January 1, 2021 and constitutes the annual budget of the Town for the next fiscal year.
- If the Town Board fails to adopt a budget by December 22, 2020, the Preliminary budget adopted by the Town Board on November 13, 2020 would constitute the budget for the ensuing fiscal year.
- The Town Board, during the fiscal year, may, by resolution, make additional appropriations or increase existing appropriations and provide appropriate financing. The Town Board also may, by resolution, authorize the transfer of moneys, contingent appropriations and unexpended balances so long as said transfers are within the same fund.



Exemption Impact Report

Assessment Year: 2020

County: Westchester
SWTS Code: 555400

Town Value Report

Municipality: Yorktown
Total Assessed Val: 153,776,852
Uniform Percentage: 2.23

Equalized Total Assessed Value = 6,895,822,959

Exempt Code	Description	Statutory Authority	# of Exempts	Total Equalized Value of EX	% of Value Exempted
10100	SPECIAL DISTRICT	RPTL 410	8	2,165,919	0.03
12100	ST OWNED	RPTL 404(1)	48	140,677,578	2.04
13100	CNTY OWNED	RPTL 406(1)	18	40,452,914	0.59
13360	NYC AQUEDUCT	RPTL 406(4)	40	71,268,609	1.03
13500	TOWN OWNED	RPTL 406(1)	365	117,274,663	1.70
13800	SCHL OWNED	RPTL 408	16	385,970,852	5.60
13850	BOGES	RPTL 408	14	12,132,286	0.18
13870	SP/DST OWN	RPTL 410	4	262,331	0.00
14110	POST OFFIC	State L 54	1	3,215,246	0.05
14200	FOREIGN GO	RPTL 418	9	3,982,062	0.06
21600	CLERGY-RES	RPTL 462	3	1,547,085	0.02
25110	RELIGIOUS	RPTL 420-a	40	56,513,901	0.82
25120	EDUCATIONL	RPTL 420-a	36	37,081,838	0.54
25130	CHARITABLE	RPTL 420-a	3	2,179,372	0.03
25230	MENTAL IMP	RPTL 420-a	6	3,161,434	0.05
25300	OTH NONPRF	RPTL 420-b	14	14,237,668	0.21
26050	AGR. SOCIETY	RPTL 450	2	1,369,955	0.02
26100	VETS ORG.	RPTL 452	1	360,986	0.01
26400	INC VOL FR	RPTL 464(2)	13	15,697,309	0.23
27350	CEMETERY	RPTL 446	3	672,645	0.01
28120	DISABLED RESIDENCE	RPTL 422	4	2,580,717	0.04
28520	NURSING HOME	RPTL 422	3	3,730,941	0.05
28540	MENTAL/DISABLE	RPTL 422	6	3,950,672	0.06
29350	LIBRARY	RPTL 438	2	8,569,506	0.12
41101	VETERANS	RPTL 458	118	22,759,686	0.33
41121	WAR VET CT	RPTL 458-a	620	27,222,690	0.39
41131	COMBAT VET CT	RPTL 458-a	349	26,002,690	0.38
41141	DISABLED VET CT	RPTL 458-a	136	13,015,784	0.19
41161	COLD WAR VET	RPTL 458-b	107	4,763,901	0.07
41171	DIS. COLD WAR VET	RPTL 458-b	9	518,968	0.01
41400	CLERGY	RPTL 460	3	201,793	0.00
41681	C/T VOL FIRE & AMB	RPTL 466-c, d, e, g	39	1,543,363	0.02
41720	AG-COUNTY	Ag-Mkts L 305	22	6,128,923	0.09
41800	AGED-ALL C/T/S	RPTL 467	92	11,413,991	0.17
41801	AGED-CTY/TOWN	RPTL 467	170	13,284,304	0.19
41930	DSBI-INCOM C/T/S	RPTL 459-c	5	403,542	0.01
41931	DSBI-INCOM C/T	RPTL 459-c	3	265,874	0.00
42100	AG BUILDING	RPTL 483-a	2	334,080	0.00
47460	FORESTED LAND	RPTL 480-a	3	435,156	0.01
47613	BS IMP - T	RPTL 485-b	3	12,708,968	0.18
48510	LIMITED PROFIT	PHFL 33(1)(a)	2	4,159,192	0.06
	Total Exemptions (No System EX's)		2,342	1,074,219,394	15.58

Exemption Impact Report

Assessment Year: 2020

County: Westchester
 SWIS Code: 555400

Town Value Report

Equalized Total Assessed Value = 6,895,822,959

Municipality: Yorktown
 Total Assessed Val: 153,776,852
 Uniform Percentage: 2.23

Exempt Code	Description	Statutory Authority	# of Exempts	Total Equalized Value of EX	% of Value Exempted
Total Exemptions (with System EX \$)			2,342	1,074,219,394	15.58

Values have been equalized using the Uniform Percentage of Value.

The Exempt amounts do not take in to consideration payments in lieu of taxes or other payments for municipal services.

Amount, if any, attributable to payments in lieu of taxes: _____

TOWN OF YORKTOWN MUNICIPAL PROFILES IN WESTCHESTER COUNTY, NEW YORK

American Community Survey, 2013-2017

POPULATION DATA

Total Population	36,900
Area and density	
Square miles**:	39.3
Persons per square mile:	938.9
Population by race and Hispanic origin	
White:	30,973 83.9%
Black:	1,585 4.3%
American Indian:	144 0.4%
Asian:	1,750 4.7%
Other:	1,898 5.1%
Two or more races:	550 1.5%
Hispanic (may be of any race):	5,535 15.0%

Age	
Under 5:	1,761 4.8%
5-9:	1,917 5.2%
10-14:	2,653 7.2%
15-19:	2,400 6.5%
20-24:	2,137 5.8%
25-29:	1,556 4.2%
30-34:	1,505 4.1%
35-39:	1,762 4.8%
40-44:	2,457 6.7%
45-49:	3,388 9.2%
50-54:	2,645 7.2%
55-59:	3,015 8.2%
60-64:	2,929 7.9%
65-69:	1,915 5.2%
70-74:	1,512 4.1%
75-79:	1,230 3.3%
80-84:	1,012 2.7%
85 and over:	1,106 3.0%
Under 18:	8,100 22.0%
Over 65:	6,775 18.4%

Place of birth and citizenship	
Native:	31,387 85.1%
Born in New York State:	26,956 73.1%
Born in Different State:	3,653 9.9%
US Citizen Not Born in US:	778 2.1%
Foreign Born:	5,513 14.9%
Naturalized Citizen:	3,393 9.2%
Not a Citizen:	2,120 5.7%

Veteran Status	
Veteran:	1,461 5.1%
Non-veteran:	27,327 94.9%

HOUSEHOLD DATA

Total Households:	7,783
Average household size:	2.69

Household Occupancy	
Family Households (families):	13,074
Married-couple families:	8,278
Female-headed households:	313
Non-family households:	3,486
Householder living alone:	3,062
Householder 65+ living alone:	1,585
Population in group quarters:	473
Population 65+ in group quarters:	227
Children under 18 living in single-parent households:	1,056

HOUSING DATA

Total housing units:	13,871
Housing occupancy and tenure	
Occupied housing units:	13,074 94.3%
Vacant units:	797 5.7%
Owner-occupied:	11,104 84.9%
Renter-occupied:	1,970 15.1%
Housing units in structure	
Single-family:	11,208
2 units:	280
3 or 4 units:	747
5 to 9 units:	557
10 to 19 units:	566
20 or more units:	483
Mobile home / other:	30

Year housing built	
2014 or later:	65
2010 to 2013:	61
2000 to 2009:	713
1980 to 1999:	2,756
1960 to 1979:	5,680
1940 to 1959:	3,556
1939 or earlier:	1,040
Median Year Built:	1967

Monthly renter costs	\$ 1,418
Average rent:	
Housing Units by Range in Rent	
Total specified renter units:	1,786 100.0%
Less than \$500:	131 7.3%
\$500—\$999:	180 10.1%
\$1,000—\$1,499:	657 36.8%
\$1,500—\$1,999:	443 24.8%
\$2,000—\$2,999:	355 19.9%
\$3,000 or more:	20 1.1%

Cost-burdened households	5,002
Total specified households:	919
Cost-burdened Renters:	4,083
Cost-burdened Owners:	

Overcrowded housing units	
Persons per room	
1 or less:	12,692
1 to 1 1/2:	315
1 1/2 to 2:	33
2 or more:	34

EDUCATION DATA

Educational attainment	
Total persons 25 and over:	26,032 100.0%
No HS Diploma:	1,521 5.8%
High School Graduate:	5,538 21.3%
Some College:	4,232 16.3%
Associate's:	1,845 7.1%
Bachelor's:	6,520 25.0%
Graduate Degree or Higher:	6,376 24.5%

School enrollment	
Total persons 3 and over enrolled in school:	9,418
Preschool / kindergarten:	1,001
Elementary:	3,465
High School:	2,693
College:	1,733
Graduate or Professional School:	526

EMPLOYMENT DATA

Total civilian labor force:	19,793
Occupation of residents	
Management:	9,391
Services:	3,034
Sales and office:	4,182
Construction:	1,320
Production and transport:	1,005
Unemployed:	861

Residents commuting to work	
Average travel time to work:	35.8 minutes
Total commuters 16 and over:	18,255
Drove to work alone:	14,380
Carpooled:	1,213
Public transportation:	1,288
Walked:	494
Other means:	126
Worked at home:	754

INCOME DATA

Household Income	
Per capita:	\$49,205
Median household:	\$115,732
Median family:	\$134,593
Households by Income Range**	
Less than \$10,000:	273
\$10,000 to \$14,999:	285
\$15,000 to \$24,999:	699
\$25,000 to \$34,999:	803
\$35,000 to \$49,999:	913
\$50,000 to \$74,999:	1,196
\$75,000 to \$99,999:	1,479
\$100,000 to \$149,999:	2,964
\$150,000 to 199,999:	2,215
\$200,000 or more:	2,247

Poverty status	
Total poverty universe**:	36,554 100.0%
Total persons in poverty:	1,193 3.3%



Prepared by:
Westchester County Department of Planning
148 Marine Avenue
White Plains, New York 10601
(914) 995-4400

Source:
U.S. Census Bureau American Community Survey (ACS) 2013-2017. Note that this data is based on a sample, and contains a margin of error which can be obtained through the Census Bureau's American Factfinder website. For information on the difference between the ACS and the Decennial Census, see:
<http://planning.westchester.gov.com/census-and-statistics>

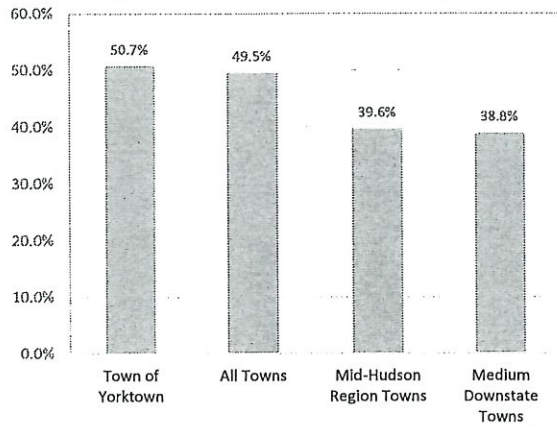
**Square mileage represents land area and inland waterbodies, but does not include Hudson River or Long Island Sound areas and their inlets within a municipality.

**The Total Poverty Universe number differs from the Total Population number because not all people included in the American Community Survey sample reported on their income. For more information visit the American Factfinder on the U.S. Census Bureau website.

Town of Yorktown

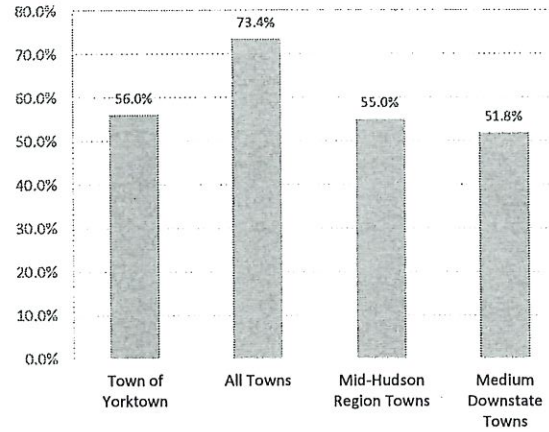
Indicator 1

Assigned/Unassigned FB as a % of Gross Expenditures
(General/Highway Town-wide Funds)



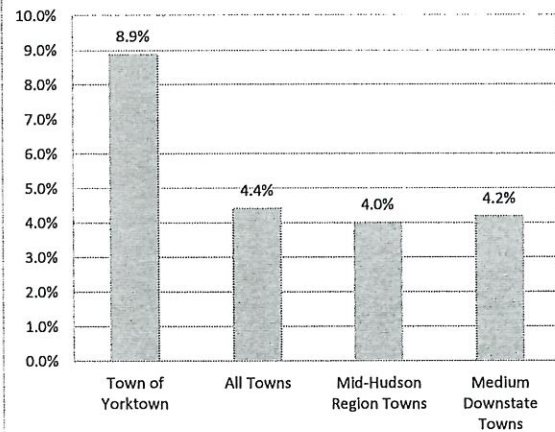
Indicator 2

Total Fund Balance as a % of Gross Expenditures
(General/Highway Town-wide Funds)



Indicator 3

Operating Surplus (Deficit) / Gross Expenditures

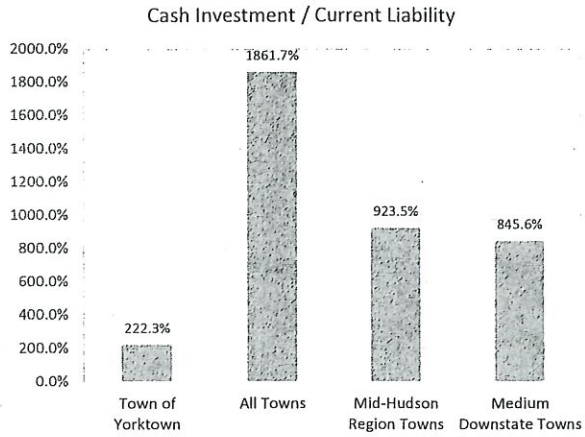


**Peer Group Used in Comparison for
all Indicators**

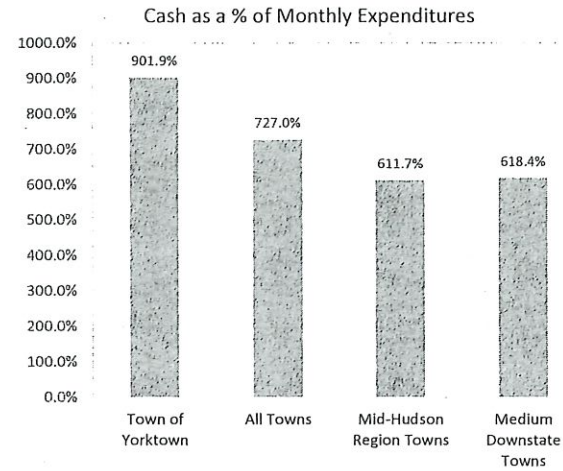
All Towns	834
Mid-Hudson Region Towns	95
Medium Downstate Towns	54

Town of Yorktown

Indicator 4

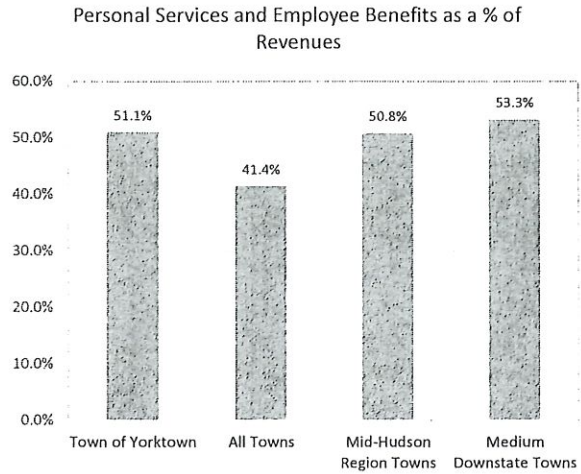


Indicator 5

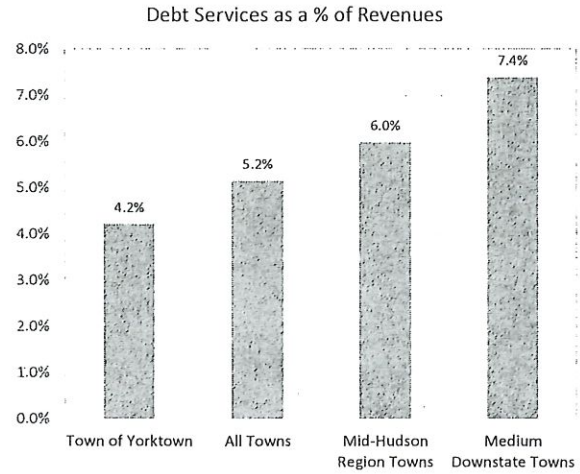


Indicator 4's Peer Group scores are based on the median instead of the mean average.

Indicator 8

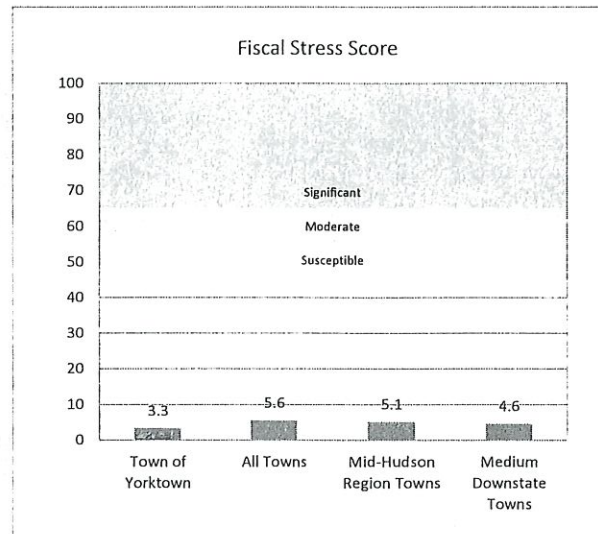


Indicator 9



Town of Yorktown

Fiscal Stress Score



This page provides graphical comparisons of financial indicators for the selected municipality against selected peer groups. Peer groups include data for municipalities for which current AUDs have been filed. The tables show the number of municipalities which are included in each selected peer group. Greater caution should be taken when the number of units in the comparison group is small.

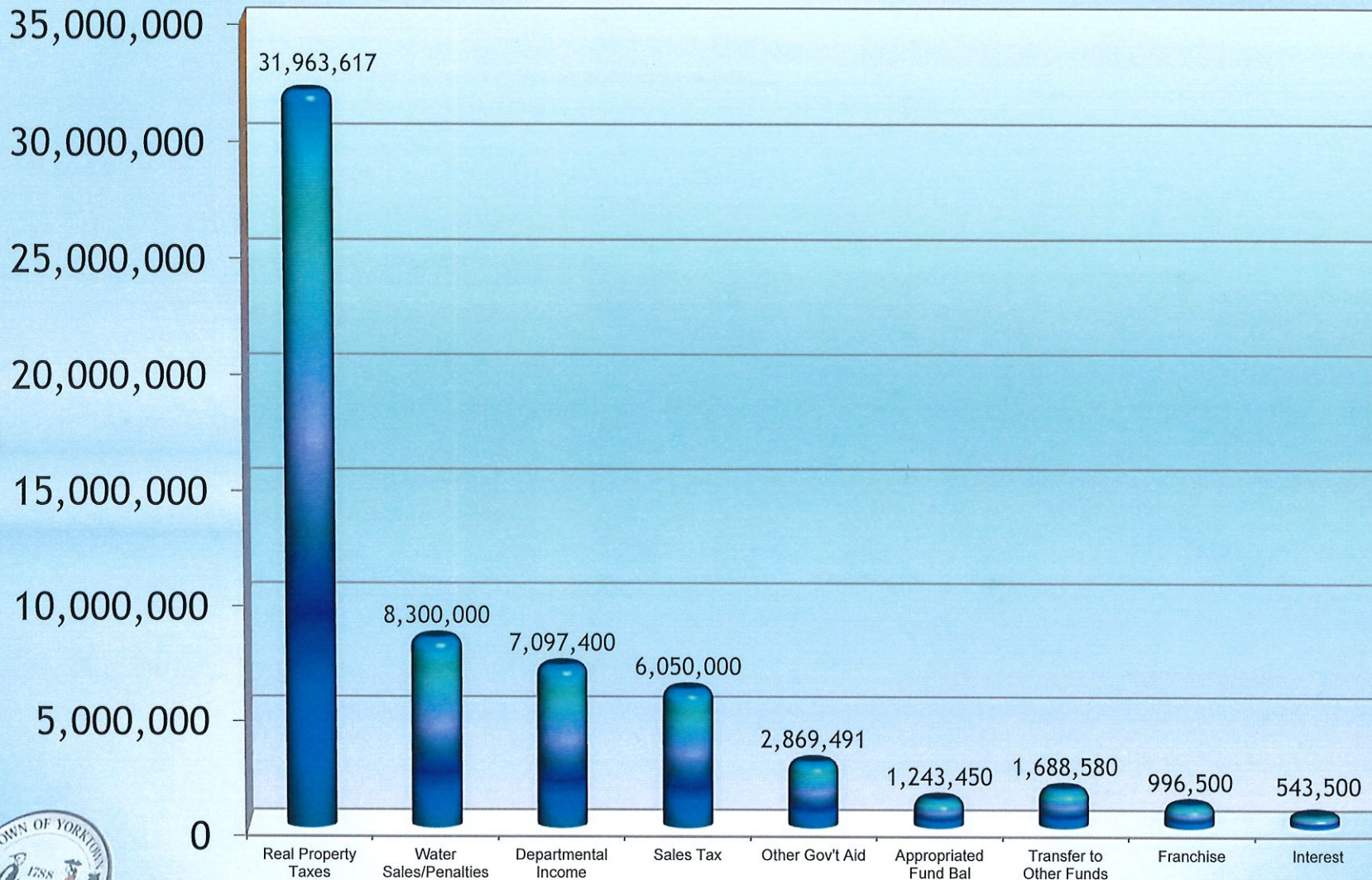
Data as of 8/31/2020

Copyright © 2013 The New York State Office of the State Comptroller

2021 Preliminary Budget Summary								
Fund	Code	2021 Appropriations	2021 Revenue	Appropriated Fund Balance	2021 Tax Levy	2021 Tax Rate	2020 Tax Rate	% Change
General	A	30,853,378	16,503,805	925,000	13,424,573			
Highway	D	6,814,925	568,300		6,246,625			
Library	L	2,534,435	433,500		2,100,935			
Subtotal		40,202,738	17,505,605	925,000	21,772,133	168.25	169.75	-0.88
Parks								
Amazon Park	AP	12,700	300		12,400	35.41	34.35	3.10
Bethel Acres	BA	2,500			2,500	12.76	10.20	25.11
Mohegan Improvement	ID	192,823	13,500	104,800	74,523	9.49	9.51	-0.20
Mohegan Beach	MB	66,400	1,000	10,400	55,000	26.96	26.98	-0.06
Mohegan Highlands	MH	35,065	500		34,565	63.54	52.90	20.12
Shrub Oak Community	SC	68,500	2,000	3,000	63,500	91.19	91.52	-0.36
Shrub Oak Lake	SL	12,250	1,000	2,750	8,500	9.64	9.64	0.02
Sewers								
Osceola Sewer	OS	58,750	1,750	12,500	44,500	16.80	15.19	10.59
Yorktown Sewer	YS	4,041,653	1,564,866	122,500	2,354,287	565.39	582.24	-2.89
Bonnie & Jill Sewer	GE	19,100	3,000		16,100	262.13	240.15	9.15
Clover Road Sewer	GA				0	0.00	0.00	
Mohegan East Sewer	GB	224,965	300		224,665	346.99	349.67	-0.77
Mohegan West Sewer	GC	62,981	500		62,481	196.28	195.32	0.49
Hunterbrook Sewer	GD	402,418	1,500	25,000	375,918	215.69	197.24	9.35
Oakside Sewer	GF	77,120	1,750	12,500	62,870	283.45	261.05	8.58
Hunterbrook Ext 202	GJ	8,600	1,000	4,250	3,350	7.54	6.98	8.01
Suncrest Sewer	GH	51,500	1,000	5,000	45,500	779.51	752.53	3.59
Gomer Street Sewer	GI	44,050	150	2,500	41,400	493.62	472.61	4.45
Overlook Sewer	GG	98,100	1,500	10,000	86,600	639.68	593.07	7.86
Various								
Open Space	C		0					
Emergency Medical	SM	668,450	12,000		656,450	4.97	4.85	2.37
Special Refuse	SR	4,382,575	74,500		4,308,075	384.87	382.47	0.63
Water District	SW	9,980,050	8,328,000		1,652,050	14.65	14.81	-1.05
Kitchawan Water District	SW2	39,250	29,000	4,000	6,250	3.07	2.70	13.85
Grand Total		60,752,538	27,544,721	1,244,200	31,963,617			

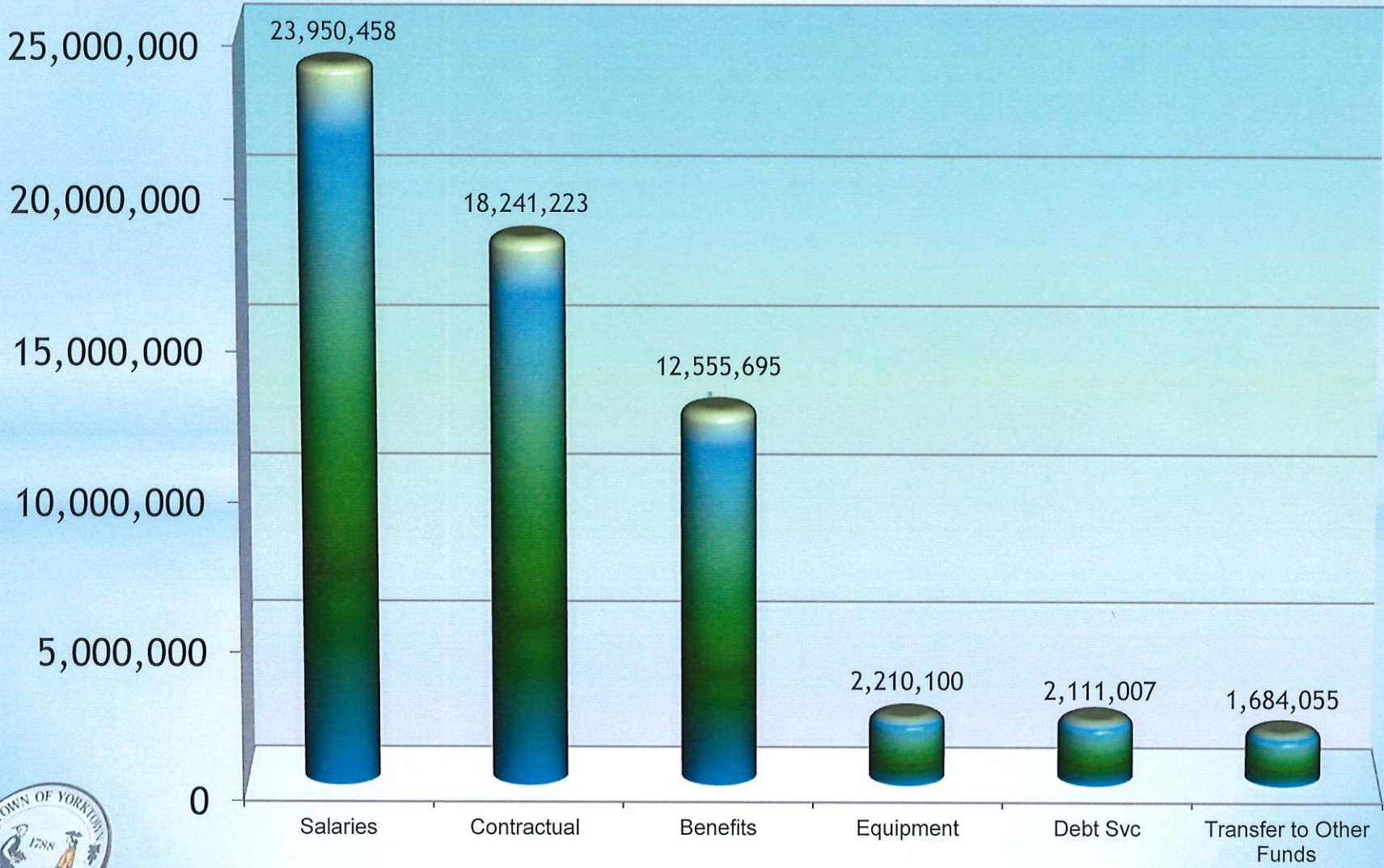
2021 Budgeted Revenues by CATEGORY

\$ 60,752,538



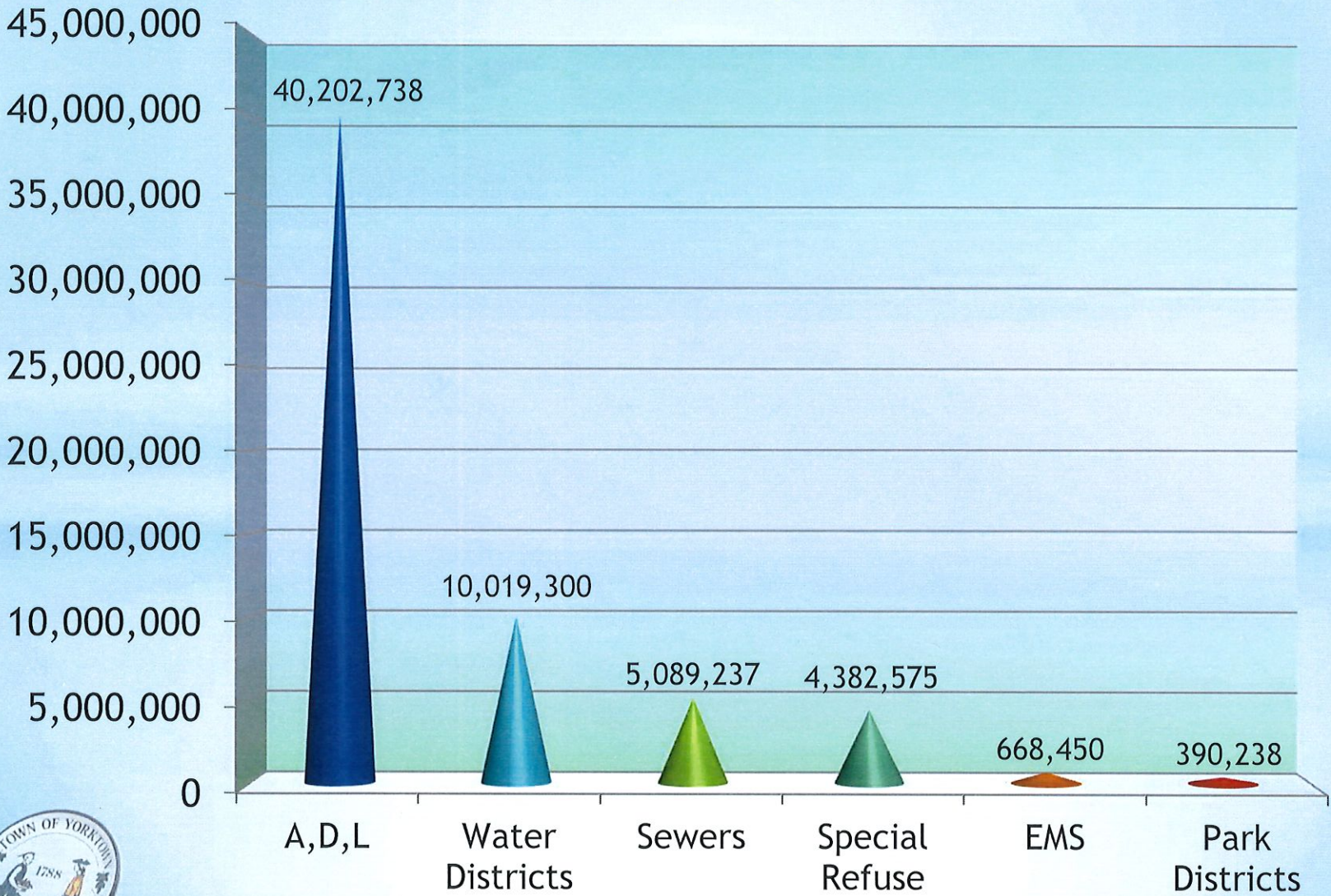
2021 Budgeted Expenditures by CATEGORY

\$ 60,752,538

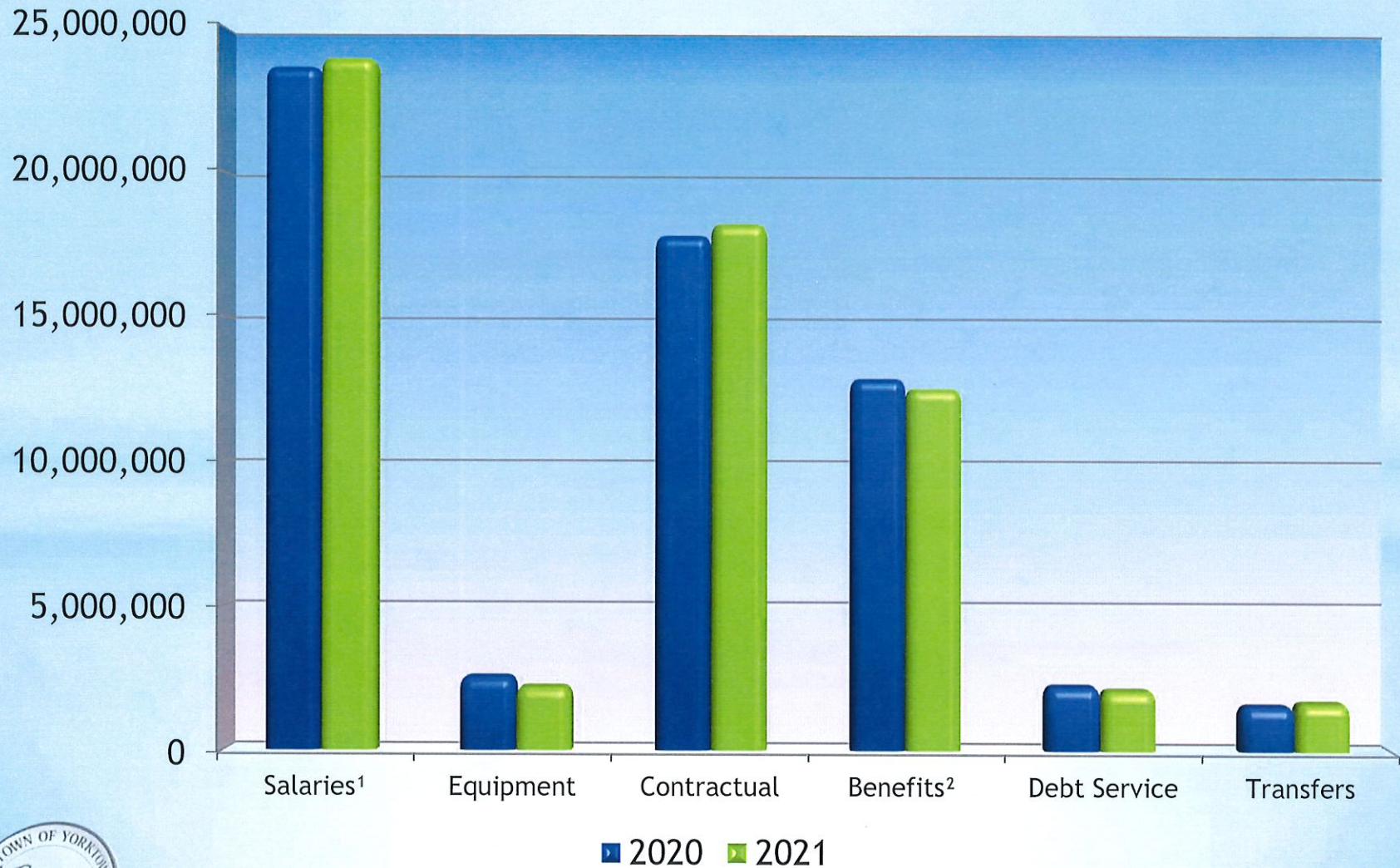


2021 Budgeted Appropriations by FUND

\$ 60,752,538



Expenditure Comparison 2020 vs. 2021



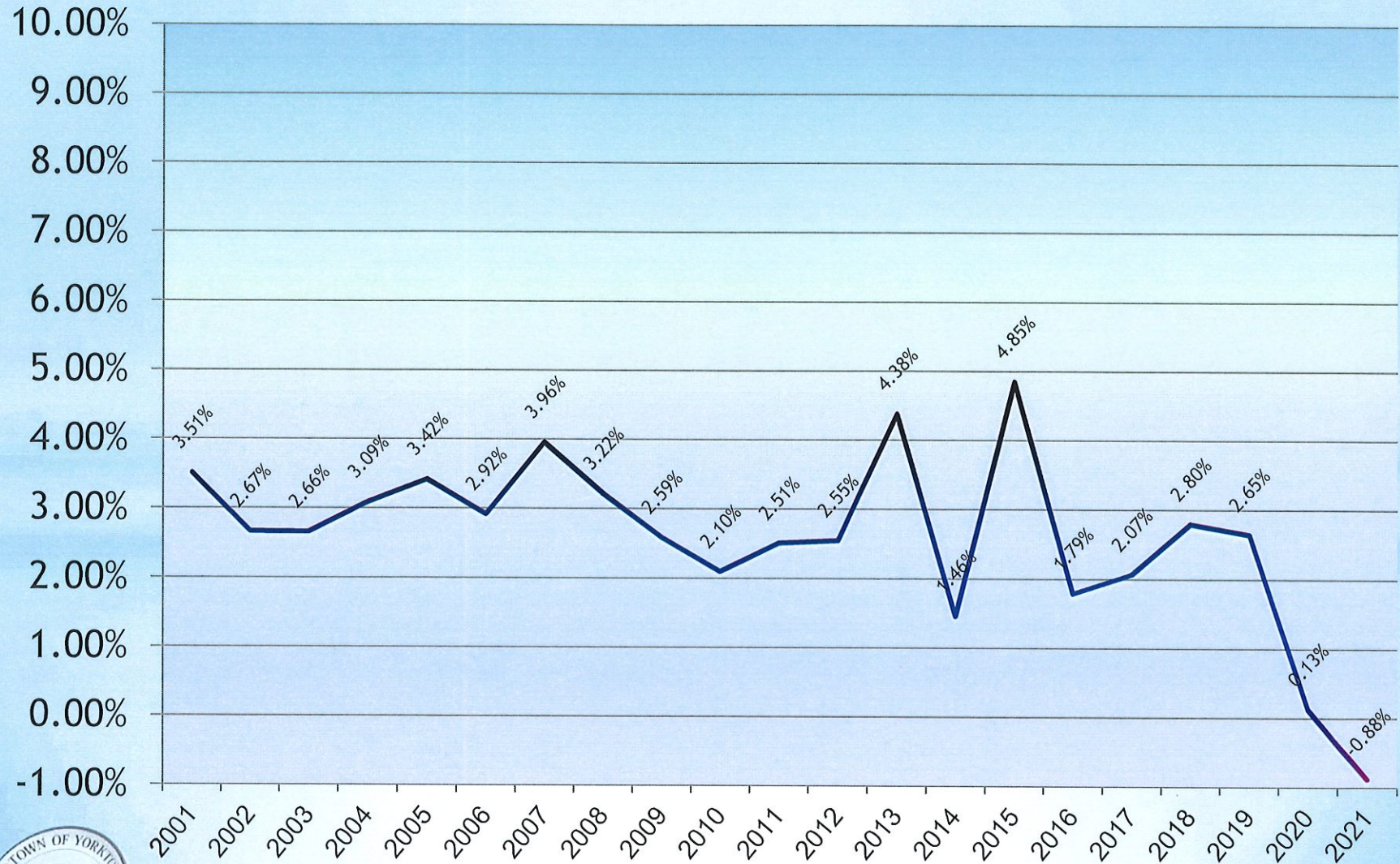
Salaries¹-include PT, OT, Longevity, Lump Sum, Seasonal, Holiday Pay, Lump Vac, Stipend, Night Diff
Benefits²-include Med, Dental, Vision, Retirement, Payroll & MTA Tax, Workers Comp, EAP, Unemp, FSA Admin, Emp Testing

Major Changes to Expenditures

Description	2020 Adopted	2021 Preliminary	Difference
Equipment	1,362,000**	575,250	-786,750
<i>**2020 included purchase of Backhoe (SW) & Packer truck (SR)</i>			
Medical (Active)	4,569,150	4,302,465	-226,685
Medical (Retirees)	1,467,000	1,858,000	391,000
Paramedic Contract	649,350	668,450	19,100
Paving	1,100,000	1,150,000	50,000
CHIPs	414,045	331,225	-82,820
Winter Recovery	85,000	57,150	-27,850
Retirement	2,524,500	2,212,300	-312,200
Retirement - Police	1,750,000	1,681,025	-68,975
Salary - Full Time	13,509,933	13,652,225	142,292
Salary - Part Time	1,221,253	1,160,728	-60,525
Salary - Police	6,745,750	6,936,100	190,350
Water - Cement Lining	425,000	600,000	175,000
Actual Expense	2019	2020	
		<i>(as of 11/16/2020)</i>	
Workers Comp <i>Includes Medical claims, Expenses, Scheduled Loss of Use (SLU), Indemnity</i>	639,619	386,656	



% Change in Tax Rate



Current vs Prior Budget Comparison

2021 Preliminary Budget Summary

Fund	Appropriations	Less Revenues	Less Fund Balance	Tax Levy
General	30,853,378	16,503,805	925,000	13,424,573
Highway	6,814,925	568,300	0	6,246,625
Library	2,534,435	433,500	0	2,100,935
Total	40,202,738	17,505,605	925,000	21,772,133

2020 Assessment	129,403,013	Tax levy change 20 to 21	734,818
2021 Tax Rate	168.25	Tax rate change 20 to 21	-0.88%

2020 Adopted Budget Summary

Fund	Appropriations	Less Revenues	Less Fund Balance	Tax Levy
General	30,617,606	16,267,192	925,000	13,425,414
Highway	6,879,944	629,925		6,250,019
Library	2,663,940	454,650	100,000	2,109,290
Total	40,161,490	17,351,767	1,025,000	21,784,723

2019 Assessment	128,330,538	Tax levy change 19 to 20	747,408
2020 Tax Rate	169.75	Tax rate change 19 to 20	0.13%

2019 Adopted Budget Summary

Fund	Appropriations	Less Revenues	Less Fund Balance	Tax Levy
General	29,955,845	14,812,720	1,100,000	14,043,125
Highway	6,229,575	625,400	50,000	5,554,175
Library	2,660,865	458,000	150,000	2,052,865
Total	38,846,285	15,896,120	1,300,000	21,650,165

2018 Assessment	127,705,737	Tax levy change 18 to 19	612,850
2019 Tax Rate	169.53	Tax rate change 18 to 19	2.65%

TAX RATE SUMMARY
GENERAL, HIGHWAY, LIBRARY
1990 - 2021

Year	Assessed Valuation	Assessed Valuation % Change	Tax Rate	Tax Rate % Change	A,D,L Appropriations
1990	126,910,375	0.76	81.16	4.32	17,569,154
1991	128,582,815	1.32	87.56	7.89	18,010,412
1992	127,027,967	(1.21)	81.22	(7.24)	18,158,247
1993	123,543,326	(2.74)	77.18	(4.98)	17,481,319
1994	120,545,172	(2.43)	77.28	0.13	17,706,464
1995	119,903,456	(0.53)	83.66	8.26	17,882,812
1996	119,729,423	(0.15)	87.43	4.51	18,423,170
1997	120,863,316	0.95	91.24	4.36	18,650,219
1998	121,666,212	0.66	93.26	2.22	19,532,407
1999	121,630,651	(0.03)	96.02	2.96	20,147,977
2000	122,800,742	0.96	98.20	2.27	20,848,397
2001	123,384,858	0.48	101.64	3.51	21,487,339
2002	121,887,988	(1.21)	104.35	2.67	22,508,060
2003	123,290,428	1.15	107.13	2.66	23,525,043
2004	123,725,905	0.35	110.44	3.09	26,182,512
2005	124,431,662	0.57	114.22	3.42	27,701,411
2006	124,783,381	0.28	117.56	2.92	28,426,488
2007	124,833,331	0.04	122.21	3.96	29,594,448
2008	125,025,377	0.15	126.15	3.22	30,594,642
2009	125,922,341	0.72	129.41	2.59	30,009,098
2010	127,310,141	1.10	132.13	2.10	29,972,125
2011	127,412,430	0.08	135.45	2.51	30,038,243
2012	126,638,090	(0.61)	138.91	2.55	30,948,122
2013	126,568,929	(0.05)	144.99	4.38	32,424,674
2014	126,248,104	(0.25)	147.49	1.46	33,814,063
2015	126,577,490	0.26	154.64	4.85	34,992,549
2016	126,617,107	0.03	157.41	1.79	35,277,154
2017	127,094,241	0.38	160.66	2.07	36,151,200
2018	127,382,169	0.23	165.15	2.80	37,466,180
2019	127,705,737	0.25	169.53	2.65	38,846,285
2020	128,330,538	0.74	169.75	0.13	40,161,490
2021	129,403,013	0.84	168.25	-0.88	40,202,738

2021 Preliminary Budget Tax Implications

Tax implications for the typical Yorktown homeowner with an assessed valuation of \$10,000:

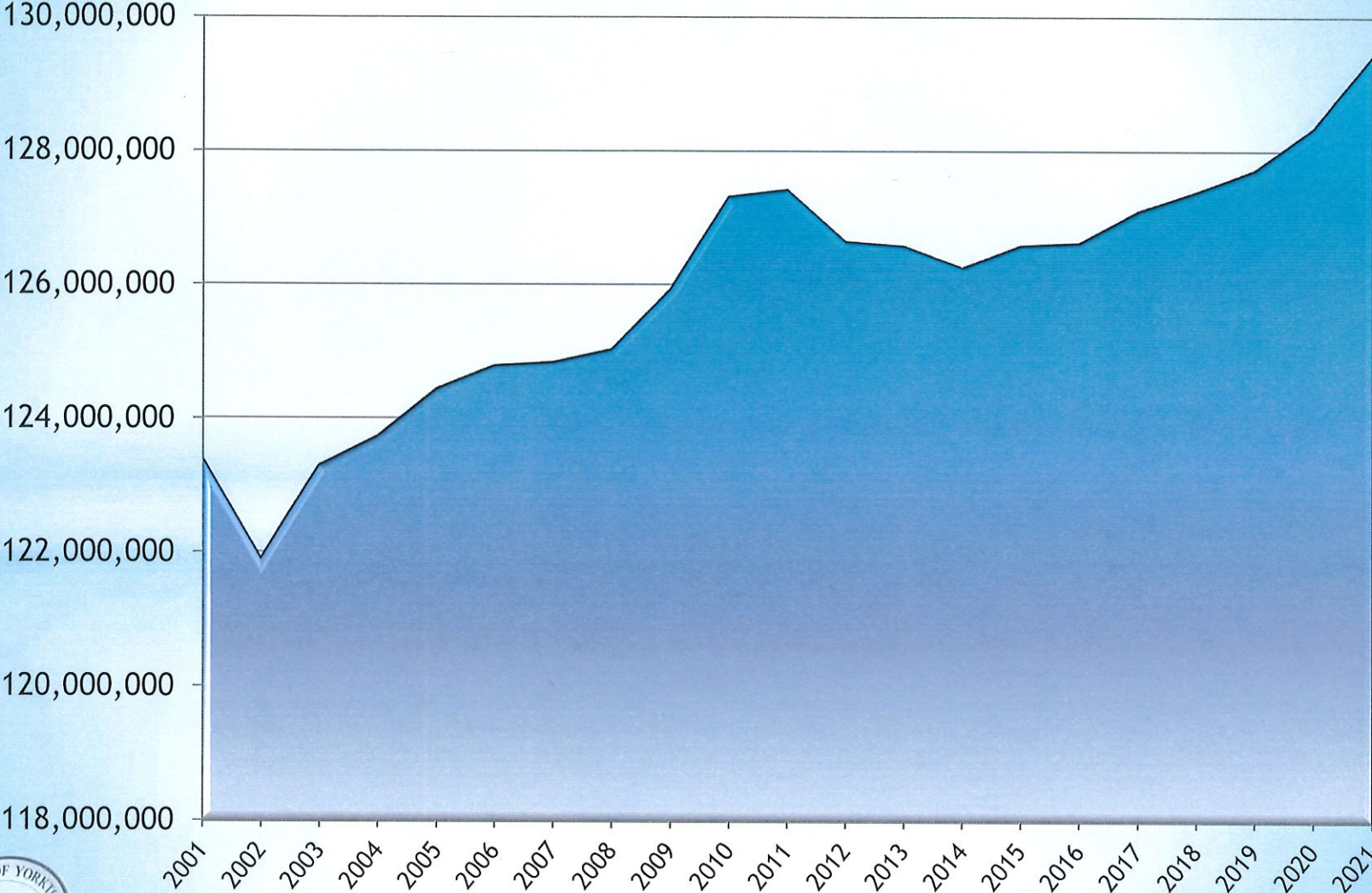
Town tax bill for typical resident with Town utilities:			change in rate
General, Highway and Library	1,682.51	increase from 2020	-1.50
Water District	146.54	decrease from 2020	-0.16
Refuse District	384.87	increase from 2020	2.40
Emergency Medical Services	49.65	increase from 2020	0.12
Total	2,263.57		

2021 Typical Assessment Tax Bill with utilities	2,263.57
2020 Typical Assessment Tax Bill with utilities	2,276.60
% Change	-0.57

Town tax bill for typical resident without Town utilities:			change in rate
General, Highway and Library	1,682.51	increase from 2020	-1.50
Refuse District	384.87	increase from 2020	2.40
Emergency Medical Services	49.65	increase from 2020	0.12
Total	2,117.03		

2021 Typical Assessment Tax Bill without utilities	2,117.03
2020 Typical Assessment Tax Bill without utilities	2,128.47
% Change	-0.54

Assessed Valuation



Fund Balance by Category			Non Spendable Fund Balance 12/31/2019	Restricted Fund Balance 12/31/2019	Assigned Fund Balance 12/31/2019	Unassigned Fund Balance 12/31/2019	Total Fund Balance 12/31/2019
Fund		Code					
General		A	599,011	755,942	1,794,004	16,688,936	19,837,893
Highway		D	70,510	81,268	1,472,262		1,624,040
Library		L	40,004	102,806	1,336,425		1,479,235
Parks	Amazon Park	AP			34,336		34,336
	Bethel Acres	BA			122		122
	Mohegan Improvement	ID			239,529		239,529
	Mohegan Beach	MB			163,090		163,090
	Mohegan Highlands	MH			48,175		48,175
	Shrub Oak Community	SC		27,477	206,135		233,612
	Shrub Oak Lake	SL			131,961		131,961
Sewers	Osceola Sewer	OS			216,149		216,149
	Yorktown Sewer	YS	33,827	608,990	2,267,436		2,910,253
	Bonnie & Jill Sewer	GE			58,032		58,032
	Clover Road Sewer	GA			65,792		65,792
	Mohegan East Sewer	GB			17,018		17,018
	Mohegan West Sewer	GC		10,906	35,808		46,714
	Hunterbrook Sewer	GD			131,905		131,905
	Oakside Sewer	GF		64,633	97,993		162,626
	Hunterbrook Ext 202	GJ			25,380		25,380
	Suncrest Sewer	GH			163,566		163,566
	Gomer Street Sewer	GI			25,550		25,550
	Overlook Sewer	GG		59,520	67,841		127,361
Various	Open Space	C			149,157		149,157
	Emergency Medical	SM			20,072		20,072
	Special Refuse	SR	33,347	114,964	570,407		718,718
Water	Water District	SW	49,471	479,565	2,217,049		2,746,085
	Kitchawan Water District	SW2			139,096		139,096
Debt	Debt Service (Stony St)	DS 20		61,067			61,067
Fund Balance Definitions							
Non Spendable Fund Balance		Cannot be spent because they are legally or contractually required to be maintained intact. - Ex: prepaid items					
Restricted Fund Balance		Can only be spent for certain purposes because of restrictions set by law. The State regulates establishment and funding					
Assigned Fund Balance		These amounts are intended to be spent for a specific purpose expressed by the Town Board					
Unassigned Fund Balance		These are amounts that are available to be spent for any Town purpose.					
		Only the General Fund can have an Unassigned Fund Balance					

2021 Projected Four Year Financial Model

2021 Preliminary Budget Summary

Fund	Appropriations	Less Revenues	Less Fund Balance	Tax Levy
General	30,853,378	16,503,805	925,000	13,424,573
Highway	6,814,925	568,300	0	6,246,625
Library	2,534,435	433,500	0	2,100,935
Total	40,202,738	17,505,605	925,000	21,772,133
2020 Assessment	128,330,538		Tax levy change 2020 to 2021	(12,590)
2021 Tax Rate	168.25		Tax rate change 2020 to 2021	-0.88%

2022 Estimated Budget Summary

Fund	Appropriations	Less Revenues	Less Fund Balance	Tax Levy
General	31,624,712	16,668,843	0	14,955,869
Highway	6,985,298	573,983	0	6,411,315
Library	2,597,796	437,835	0	2,159,961
Total	41,207,806	17,680,661	0	23,527,145
2021 Assessment	129,620,260		Tax levy change 2021 to 2022	1,755,012
2022 Tax Rate	181.51		Tax rate change 2021 to 2022	7.88%

2023 Estimated Budget Summary

Fund	Appropriations	Less Revenues	Less Fund Balance	Tax Levy
General	32,415,330	16,835,531	0	15,579,799
Highway	7,159,931	579,723	0	6,580,208
Library	2,662,741	442,213	0	2,220,527
Total	42,238,002	17,857,468	0	24,380,534
2022 Assessment	130,922,944		Tax levy change 2022 to 2023	853,389
2023 Tax Rate	186.22		Tax rate change 2022 to 2023	2.60%

2024 Estimated Budget Summary

Fund	Appropriations	Less Revenues	Less Fund Balance	Tax Levy
General	33,225,714	17,003,887	0	16,221,827
Highway	7,338,929	585,520	0	6,753,409
Library	2,729,309	446,635	0	2,282,674
Total	43,293,952	18,036,042	0	25,257,909
2023 Assessment	132,238,719		Tax levy change 2023 to 2024	877,375
2024 Tax Rate	191.00		Tax rate change 2023 to 2024	2.57%

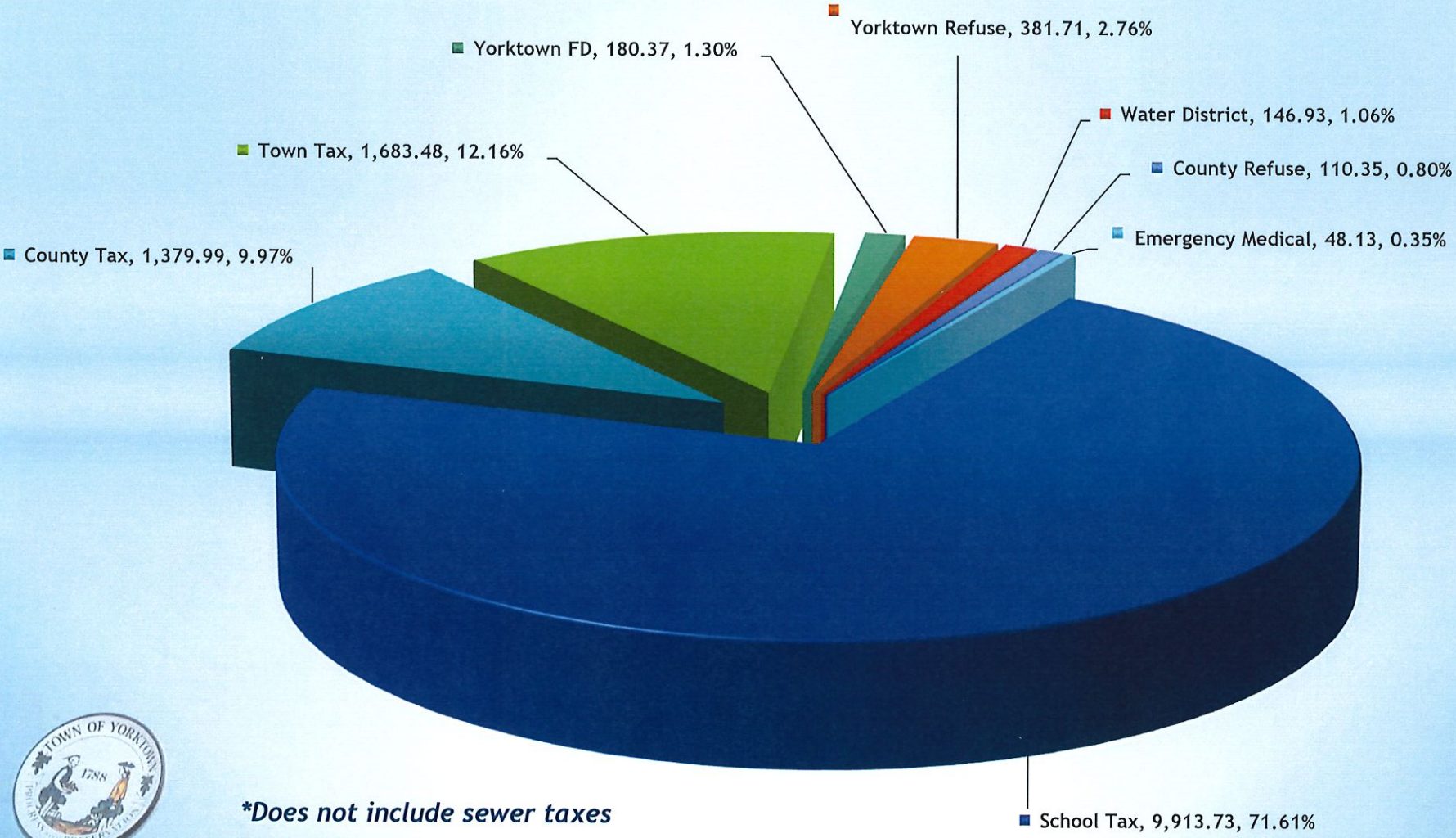
Inflationary assumptions: 1% per year for revenues and 2.5% expenditures

Assessed valuation assumptions: Increase of .5% for annually

2021 Tentative Budget includes non-reoccurring expenditures


2022-2024 Estimated Budgets do not include a fund balance allocation

Tax Illustration of a \$10,000 Assessed Home Total 2020 Taxes: Yorktown School District \$13,844.69*

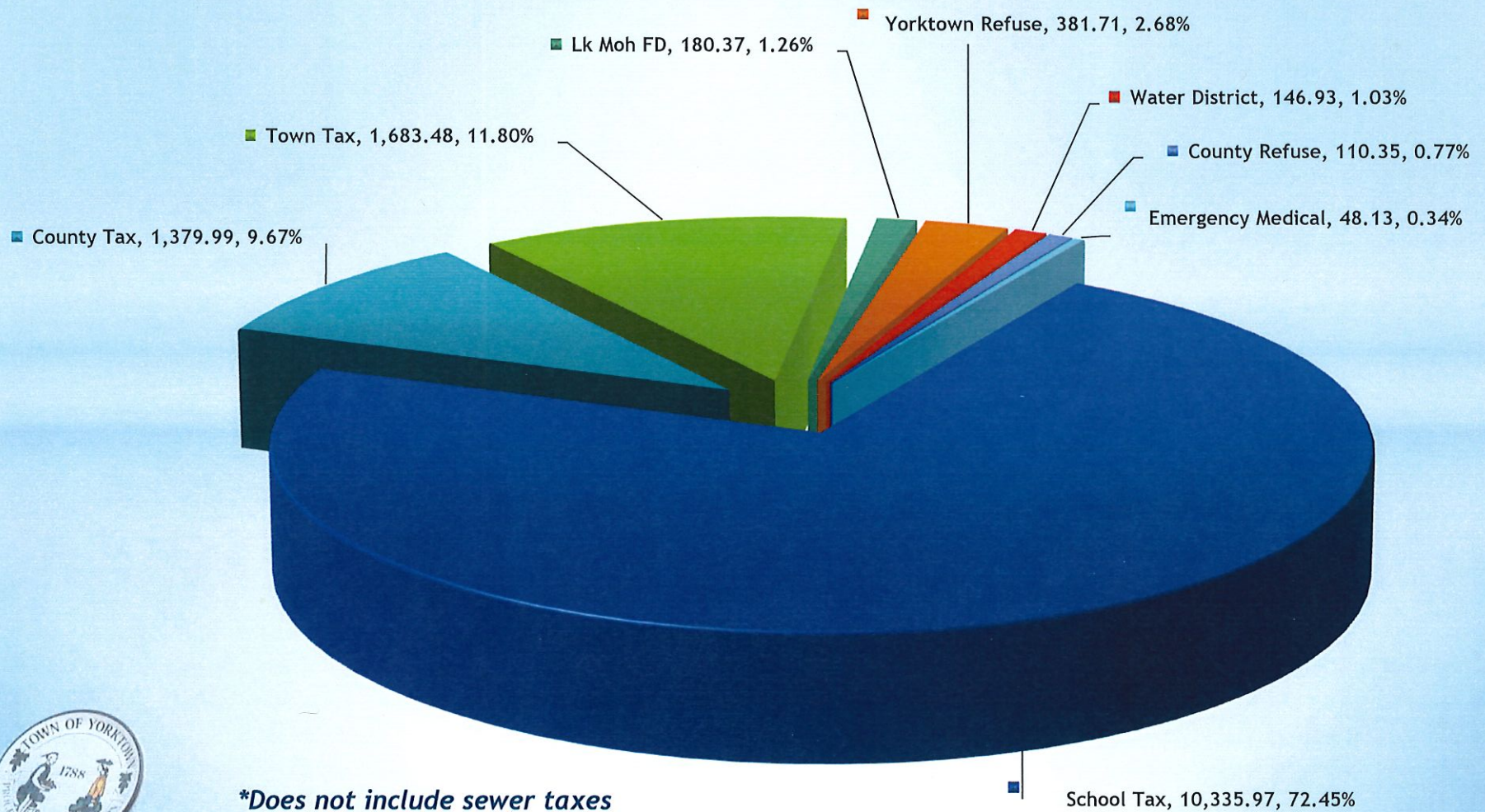


**Does not include sewer taxes*

■ School Tax, 9,913.73, 71.61%



Tax Illustration of a \$10,000 Assessed Home Total 2020 Taxes: Lakeland School District \$14,266.93*



**Does not include sewer taxes*

School Tax, 10,335.97, 72.45%

