


Town of Yorktown, NY


2021 Preliminary Budget



November 13, 2020

Town Supervisor
Town Board
Comptroller

~ Matthew Slater
~ Thomas Diana, Ed Lachterman, Vishnu Patel, Alice Roker
~ Patricia Caporale



The Town of Yorktown is more than a place to live; it is a way of life. A vital location in the War for Independence; it is a township that took its name from the battle that decisively cemented our dominance over the British troops. Yorktown was first settled in 1683 as part of Van Cortlandt Manor, and was incorporated in 1788 as our nation was forming the principles of democracy we live by today. There is no doubt; each of us is a part of the history and responsible for upholding the legacy. These freedoms shall be preserved and each citizen should experience the treasures of nature, history, individual respect, neighborhood and learning. As resources and energy allow, each of these gifts from the past will be enriched in the present for those yet to come.

We, as a Town in the State of New York, shall do our best to strive for
Progress with Preservation.



Yorktown Town Hall
363 Underhill Avenue, P.O. Box 703
Yorktown Heights, NY 10598

(914) 962-5722
www.yorktownny.org

Dear Taxpayer,

The year 2020 has provided incredible challenges to our community, county and state. Yorktown stood strong, led from the front and provided unified leadership during some horribly dark days. I will always be proud of how our municipality responded to the multiple rounds of adversity we have experienced and overcome.

There are still many questions about the true impact 2020 will have on municipalities across New York State and Yorktown is no exception. When COVID-19 struck we made swift decisions focused on protecting the health and safety of our community. This included freezing non-emergency expenditures which put us in a position to manage many financial obstacles.

Looking forward to 2021 we need to maintain the same level of vigilance and pragmatism to protect local taxpayers. With economic drivers fluctuating due to elements out of our control the last thing taxpayers can absorb is a local tax hike. The Town of Yorktown will continue its commitment of promoting economic growth and job creation which expands our local tax base and mitigates potential financial impact on local homeowners.

Thanks to our united and swift actions the Town is able to propose a budget that cuts the local tax rate, mirrors last year's use of fund balance all while maintaining important town services.

The proposed budget also prioritizes our infrastructure by increasing our local commitment to paying our local roads, investing in critical projects such as the Halllocks Mill Sewer District Expansion and dedicates significant dollars to our drinking water infrastructure.

We are able to achieve all of this while New York State has clawed back \$420,000 in state aid and the federal government has failed to properly provide adequate funds to county and local governments in the wake of the COVID-19 pandemic.

With approximately 10% of your total tax bill going to your local government we will continue to view each dollar as an investment in the future of our great Town.

Stay well,



Matt Slater
Supervisor
Town of Yorktown

THE TOWN OF YORKTOWN

The Town of Yorktown is comprised of five business centers and many residential hamlets throughout its 40 square miles
Town government consists of 23 different departments employing 246 full time employees

Assessor: The duty of the town Assessor is to provide fair and equitable valuations for all real property to insure a proper distribution of taxes throughout the Town. The assessed valuation determines what the proportional share of taxes will be for each parcel within the Town for school districts, Town, County and special districts. This office conducts inspections of parcels which have received building permits and/or inventory changes resulting in adjustments in the assessed valuation to achieve and maintain equity. The Assessor is also responsible for maintaining current ownership records for each parcel of real property and serves as the administrator of all tax exemptions (STAR, senior citizen 467, Veteran, Clergy, agricultural) which are authorized by the State of New York and wholly exempt parcels owned and occupied by non-profit organizations which qualify by reason of religious, charitable or educational use. In all cases, applications for these exemptions must be filed no later than May 1st.

Building Department: The Building Department administers and enforces the New York State Uniform Fire Prevention and Building Code, New York State Energy Conservation, Construction Code and many local laws, including the zoning ordinance, alarm regulations, dumping and property maintenance laws. The Department issues building permits and certificates of occupancy and processes applications for the Zoning Board of Appeals. The fire inspector is responsible for inspecting commercial, industrial and residential structures to assure compliance with all New York State fire prevention laws.

Building Maintenance: The employees in the Building Maintenance department are responsible for the performance of routine & daily upkeep & cleaning of Town Hall and the Albert A. Capellini Community & Cultural Center buildings and grounds. These buildings house the majority of Town departments. The Albert A. Capellini Community & Cultural Center is also the home of the Senior Center, Museum, Theater, two nursery schools and a variety of other tenants. In addition, these employees undertake additional renovation projects such as painting, refurbishing, flooring installation, office relocation, etc. They also assist other Town departments with maintenance as well as during special events.

Central Garage: The employees of Central Garage are responsible for the safe performance of all town vehicles. The staff completes diesel emission inspections for Town trucks, installs equipment on all new police vehicles and oversees the computerized fuel system that services most town vehicles and trucks. The department collects used motor oil from town residents to reuse as fuel to heat its garage.



Engineering Department: The Engineering Department reviews all development applications and makes recommendations to the appropriate approval authority; issues wetlands, erosion and sediment control, tree and storm water permits according to thresholds set in Town laws; and makes recommendations to the Building Inspector prior to the granting of Certificates of Occupancy. It prepares engineering plans and bid specifications for many Town public works projects, supervises the construction of public works projects and inspects public improvements constructed as part of approved site plans, subdivision and parking plans. It coordinates the creation of new sewer districts and oversees the construction of new sewer lines, and the operation of the Yorktown Heights Sewage Treatment Plant as well as sewer lines and pump stations located throughout Town, The Town's GIS information system is also maintained by this department.

Finance Department: The Finance Department is responsible for reviewing, approving, recording and monitoring all Town financial transactions and safeguarding all Town assets (cash, property and buildings) and investing the Town's cash reserves. Financial transactions include accounts payable (requisitions, purchase orders as well as the issuance and reconciliation of checks) and accounts receivable (recording of all deposits and proof of bank reconciliations). This department processes bi-weekly payrolls, administers employee benefit programs (medical/dental/vision insurances, flex accounts) for all full and part time employees, interacts with the NYS Retirement system on behalf of all employees and manages the Town's self-insured Workers Compensation program. The staff works with all departments to insure adherence to approved budgetary expenditure amounts. The Comptroller is responsible for the Town's computer network, annual internal audit and filing of the annual update document with the NYS Comptroller's office. The Comptroller also works in conjunction with the Supervisor to prepare the Town's budget.

Highway Department: Highway Department is accountable for maintaining approximately 200 miles of roads and bridges located within the Town in a safe and passable manner. Maintenance includes paving, sweeping, striping, repairing damage and installation of new regulatory road and street name signs. The Department is also responsible for repairing and replacing drainage structures throughout the town; ensuring all catch basins and other drainage facilities along Town roads are free of debris; removing snow and ice on all town roads, sidewalks and town parking lots; maintaining, cutting or trimming of trees along the Town's roads; and managing the Town's Organic Waste Facility. Additionally, the Department is responsible for issuing driveway and street opening permits, the maintenance of all highway trucks and equipment, mowing Town right of ways along all roads, installing and repairing guide/guard rails and responding to all Police Emergencies when requested by the Chief of Police or any police officer.

Legal Department: The principal function of the Town Attorney is to advise the Town Board, Department Heads and other officers of the town with regard to the functions and legal issues relating to the duties of their respective offices. The Department assists with the development of and drafts proposed legislation, rules, regulations and policies for Town programs and operations; negotiates, drafts and reviews agreements, contracts, bid documents, deeds, easements, and other legal instruments for Town transactions; defends, supervises and coordinates the defense of actions and proceedings against the Town, its officers, boards and commissions in any action brought against it or them in their official capacities; pursues the collection of delinquent real property taxes through In Rem foreclosure proceedings; prosecutes criminal and civil actions arising



out of violations of Town ordinances and coordinates with Town's insurance carriers and their attorneys in defense of the Town against tort claims.

Library: The John C Hart Library offers a variety of media to patrons of all ages. From books to periodicals, DVD's, CD's, reference, audio and e-books, and video games to movies the Library offers the community a variety of enrichment opportunities. Programs include book clubs, teacher in the Library, theater events, arts and crafts and seasonal classes, concert series and a senior benefits info center. The Library partners with the Westchester Children's Museum to provide an array of opportunities to younger patrons while also providing a program for homebound residents who are unable to get to the Library. The Friends of the Library also fund and sponsor other educational and cultural programs.

Refuse & Recycling: The employees of this department are responsible for all scheduled and special bulk trash pickups, as well as the seasonal leaf and Christmas tree pickups. The Department also oversees the household garbage and recycling collections for residential properties that are contracted out (Commercial properties are responsible for contracting for their own garbage collection and recycling). The Department provides a green recycle container to each household, sells biodegradable paper leaf bags, maintains a drop off for rechargeable batteries and oversees both the "Adopt a Road" program and annual volunteer "Battle of Yorktown" initiative that removes litter and debris from the Town's roadsides.

Parks and Recreation Department: The recreation side of the Parks and Recreation Department provides diversified programs for all age groups, from tots to senior citizens. Each summer a variety of summer day camps for children age 4 to 14 including half day, full day and travel / adventure are organized. Seniors can participate in exercise programs, painting classes or an assortment of clubs while adults can be enticed with workouts, art classes or sports. The Recreation Department works with community groups such as the Lions Club to co-sponsor events such as the free summer concerts, Halloween Parade, Easter Egg Hunt, free outdoor movies and the ever-growing Holiday Electric Lights Parade. This Department works in conjunction with local athletic clubs as well as Nor-West Special Services, a non-profit group for persons with special needs to provide recreational programming for all. The parks side of the department is responsible for the maintenance of 33 parks and recreational facilities located throughout Town, including two pool complexes, a public beach, a skateboard park, tennis courts, playgrounds and an extensive trail system that provides both active and passive recreational opportunities for Town residents.

Planning Department: The Planning Department provides professional services to the Town Board, Planning Board, Zoning Board of Appeals, Conservation Board and the Advisory Board of Architecture and Community Appearance. The staff is responsible for long range planning studies, special projects such as the Comprehensive Plan, the Community Development Block Grant (CDBG) program and the review of current site plans, parking plans and subdivision applications. The Department also reviews applications for wetland, tree, storm water and erosion and sediment control permits that are part of site plan or subdivision applications, oversees compliance with the New York State Environmental Quality Review Act (SEQRA) and applies for grants for various Town programs.



Police Department: The Police Department's services fall into three distinct categories: law enforcement including investigating criminal activity, arresting offenders and recovering property; emergency services including responding to traffic accidents, providing first aid to the sick and injured and dispatching emergency services; and non-emergency services including the DARE program, School Resource Officer Program, Public Safety Officer, Animal Control, fingerprinting services for pistol permits, licenses and travel documents.

Section 8: The Section 8 Rental Assistance Program provides rent subsidies to eligible elderly, disabled and low-income individuals and families wishing to reside in Yorktown. Funded by the U.S. Department of Housing and Urban Development, the subsidy is based on the family's size and composition, income and assets. The Program maintains a waiting list of eligible individuals and families.

Senior Citizen Nutrition Center: Located in the Albert A. Capellini Community and Cultural Center (AACCCC) the Nutrition Center provides senior citizens with a place to gather and have a nourishing lunch-time meal at a reasonable cost. The staff of this department also delivers meals to home bound seniors. Additionally, the Center also provides transportation for seniors to the AACCCC, as well as for medical visits within Yorktown and for grocery shopping. The Center also organizes a variety of wellness and entertainment programs for seniors.

Sewer Department: The Sewer Department, under the direction of the Town Engineer, operates and maintains the Yorktown Heights Water Pollution Control Facility that treats up to 2.5 million gallons of sewage per day on a monthly average basis. It also operates and maintains 14 pump stations and approximately 80 miles of sewer lines leading to either the Yorktown treatment plant or the regional sewage treatment plant in Peekskill. The Yorktown Heights plant is regulated by both the New York State Department of Environmental Conservation (DEC) and the New York City Department of Environmental Protection (DEP).

Supervisor: The Town Supervisor is the chief executive officer and chief fiscal officer for the Town of Yorktown. As chief fiscal officer, the Supervisor is responsible for presenting a tentative budget and managing the Town's fiscal affairs. The Supervisor oversees the daily administration of all Town departments and represents the Town in regional matters by working closely with elected officials at all levels of government. The Supervisor is also a member of the Town Board and in that capacity presides over Town Board meetings and votes on all matters before the Board.

Tax Office: Under the direction of the Receiver of Taxes, the Tax Department is responsible for compiling, printing, collating and mailing tax bills for all parcels located within the Town of Yorktown. The Department collects all taxes levied by the Town, including special district taxes such as fire, lighting, parks, sewer and water, as well as county and school taxes for that part of the Town within the Yorktown, Lakeland, Croton and Ossining school districts. It also collects payments of all water bills.



Town Board: The Town Board is the Town's legislative body and as such is responsible for enacting new local laws and ordinances, adopting new policies, setting short and long-term goals for the Town, and hiring and dismissal of all Town employees. The Town Board also approves the Town's annual budget and sets the tax rate for the Town and all special districts.

Town Clerk: The Town Clerk's office serves as the hub of the community by providing the public with information in person, by phone, mail or online. Many of the Town Clerk's responsibilities are mandated by the state and local law. In addition to serving as the Town's Registrar of Vital Statistics, the Town Clerk is also the Town's Records Management Officer and is responsible for maintaining all records, books and papers of the Town. The Town Clerk attends all meetings of the Town Board and is responsible for taking minutes of the meeting and recording all actions taken by the Town Board. The Town Clerk's office also issues various licenses and permits, recruits election inspectors and in coordination with the Westchester County Board of Elections, oversees the operation of both primary and general elections within the Town.

Town Court: Two Town Justices preside over criminal, civil, traffic tickets and landlord/tenant cases, as well as violations of Town Code. Support staff is available to assist people paying fines, initiate both civil and small claims, provide transcripts of judgments and answer questions regarding court procedures. The Court participates in a voluntary mediation program that seeks to resolve disagreements between individuals without going before a judge.

Water Department: The Water Department maintains a distribution system that brings safe drinking water to approximately 10,000 households and businesses in the Town of Yorktown and portions of Somers, Cortlandt and Putnam Valley. The Department conducts regular tests of water quality, installs and reads meters, installs new water mains and hydrants, repairs water main breaks and conducts semi-annual hydrant flushing. The Department also issues an Annual Report describing the quality of the system's drinking water and its compliance with state and federal water quality standards.

Albert A. Capellini Community and Cultural Center: The AACCCC is the home of the Senior Nutrition Center, the Town's Planning Department and Museum. It is also used by the Town's Parks and Recreation Department and a variety of community organizations, including several senior citizen clubs, to provide a wide range of cultural, social, recreational and entertainment programs. The Town also leases space in the building to private entities, including the Yorktown Stage.



Town of Yorktown Government Structure

Voters

ELECTED OFFICIALS

Town Justices
Four Year Term

Highway Superintendent
Four Year Term

Supervisor
Two Year Term
Town Board
Four Year Term

Town Clerk
Four Year Term

APPOINTMENTS

DEPARTMENT HEADS

BOARDS

COMMISSIONS

Town Comptroller

Police Chief

Assessor

Building Inspector

Human Resources/
Town Buildings

Library Director

Nutrition/Senior Services
Site Manager

Parks/Recreation
Superintendent

Planning Director

Receiver of Taxes

Refuse & Recycling/Central Garage

Town Attorney

Town Engineer

Water Superintendent

Architecture & Community
Appearance Board (ABACA)

Assessment Review Board

Community Housing Board

Conservation Board

Ethics Board

Fire Prevention Board

Industrial & Commercial
Incentive Board

Library Board of Trustees

Planning Board

Police Advisory Board

Zoning Board

Advanced Life Support Commission

Landmarks Preservation Commission

Parks & Rec Commission

Tree Advisory Commission

COMMITTEES

Arts & Culture Committee

Cable TV Committee

Citizens Emergency Response Team

Climate Smart Community Task Force

Economic & Business Revitalization

Open Space Committee

Public Safety Committee

Senior Advisory Committee

Teen Advisory Committee

Veterans Advisory Committee

Yorktown Small Business Committee

Food Security Task Force

Table of Contents

		page
Budget Procedure		1
Exemption Impact Report		2
Town Demographics		4
NYS Office of State Comptroller Financial Indicators		5
Budget Summary		8
Budgeted Revenues by Category (graph)		9
Budgeted Expenditures by Category (graph)		10
Budgeted Appropriations by Fund (graph)		11
Expenditure Comparison Prior v Current (graph)		12
Major Changes to Expenditures		13
Change in Tax Rate (graph)		14
Current v Prior Year Budget		15
Tax Rate Summary		16
Tax Implications		17
Assessed Valuation (graph)		18
Fund Balance by Category		19
Four Year Model		20
Yorktown Central School District Tax Illustration (pie chart)		21
Lakeland Central School District Tax Illustration (pie chart)		22
General Fund		
Revenue		23
Expenditures:	Appropriation Code	
Legislative Board	A.1010	27
Justice Court	A.1110	27
Office of the Supervisor	A.1220	28
Comptroller's Office	A.1315	29
Auditor	A.1320	30
Receiver of Taxes	A.1330	30
Purchasing	A.1345	31

General Fund continued	Appropriation Code	page
Town Assessor	A.1355	31
Town Clerk	A.1410	32
Legal	A.1420	33
Engineering	A.1440	34
Elections	A.1450	35
Town Hall	A.1620	36
Yorktown Community & Cultural Center	A.1625	36
Building Maintenance	A.1630	37
Public Safety	A.1640	38
Central Services	A.1670	38
Insurance	A.1910	38
Municipal Association Dues	A.1920	39
Taxes on Town Property	A.1950	39
Refund of Real Property Taxes	A.1964	39
Contingency	A.1990	39
Police Department	A.3120	39
Jail	A.3150	42
Traffic Control	A.3310	42
Building Department	A.3620	42
Health Service	A.4562	43
Highway Administration	A.5010	43
Street Lighting	A.5182	44
Veteran's Services	A.6510	44
Senior Citizen Nutrition Center	A.6772	44
Recreation Administration	A.7020	45
Parks	A.7110	46
Beach / Pool	A.7180	48
Aquatics	A.7190	48
Central Garage	A.7215	49
Family & Special Events	A.7270	50
Camp Programs	A.7310	50
Youth Programs	A.7320	51

General Fund continued	Appropriation Code	page
Museum	A.7450	51
Adult Programs	A.7610	51
Senior Programs	A.7620	52
Zoning	A.8010	52
Planning Department	A.8020	52
Section 8 Housing	A.8030	53
Conservation Board	A.8090	54
Employee Benefits	A.9000	54
Debt Service	A.9700	55
Bond Anticipation Notes	A.9730	55
Transfers	A.9901	55
Transfers	A.9950	55
Highway	Fund	
Highway Fund Revenues	D	56
Highway Fund Expenditures	D	57
Library		
Library Fund Revenues	L	61
Library Fund Expenditures	L	62
Water		
Water District Revenues	SW	65
Water District Expenditures	SW	66
Kitchawan Water District Revenues	SW2	71
Kitchawan Water District Expenditures	SW2	72
Refuse		
Refuse District Revenues	SR	73
Refuse District Expenditures	SR	74

Sewer	Fund	page
Mohegan East Sewer District Revenue	GB	77
Mohegan East Sewer District Expenditures	GB	78
Mohegan West Sewer District Revenue	GC	79
Mohegan West Sewer District Expenditures	GC	80
Hunterbrook Sewer District Revenue	GD	81
Hunterbrook Sewer District Expenditures	GD	82
Bonnie & Jill Sewer District Revenue	GE	83
Bonnie & Jill Sewer District Expenditures	GE	84
Oakside Sewer District Revenue	GF	85
Oakside Sewer District Expenditures	GF	86
Overlook Sewer District Revenue	GG	87
Overlook Sewer District Expenditures	GG	88
Suncrest Sewer District Revenue	GH	89
Suncrest Sewer District Expenditures	GH	90
Gomer Street Sewer District Revenue	GI	91
Gomer Street Sewer District Expenditures	GI	92
Hunterbrook / 202 Extension Sewer District Revenue	GJ	93
Hunterbrook / 202 Extension Sewer District Expenditures	GJ	94
Osceola Sewer District Revenue	OS	95
Osceola Sewer District Expenditures	OS	96
Yorktown Sewer District Revenue	YS	97
Yorktown Sewer District Expenditures	YS	98
Debt		
Schedule of Bond Anticipation Notes Indebtedness		102
Debt Schedule Spreadsheet		103
Schedule of Serial Bond Indebtedness		104
Special		
Capital Plan		105
Capital Plan by Department		106

	Fund	page
Emergency Medical Services		111
Emergency Medical Services Revenue	SM	112
Emergency Medical Services Expenditures	SM	113
Park and Improvement Districts		114
Amazon Park District Revenue	AP	115
Amazon Park District Expenditures	AP	116
Bethel Acres Park District Revenue	BA	117
Bethel Acres Park District Expenditures	BA	118
Mohegan Lake Improvement Park District Revenue	ID	119
Mohegan Lake Improvement Park District Expenditures	ID	120
Mohegan Beach Park District Revenue	MB	122
Mohegan Beach Park District Expenditures	MB	123
Mohegan Highlands Park District Revenue	MH	124
Mohegan Highlands Park District Expenditures	MH	125
Shrub Oak Community Park District Revenue	SC	126
Shrub Oak Community Park District Expenditures	SC	127
Shrub Oak Lake Park District Revenue	SL	128
Shrub Oak Lake Park District Expenditures	SL	129
Employee Salaries		
Employee Salary Information		130
Full Time Positions Budgeted		131
Salary Listing		132
Fire District Budgets		
Yorktown Heights Fire District		141
Lake Mohegan Fire District		144

BUDGET PROCEDURE

- What is a budget? A budget is an orderly financial plan for the operation of government. The plan sets forth the proposed appropriations necessary to carry out activities for a year and the proposed means of financing. The budget is an estimate of planned expenditures and financing sources.
- The Supervisor of the Town of Yorktown, as Chief Executive and Chief Fiscal Officer, under New York State Town Law section 106, prepares a *Tentative Budget*, under the modified accrual basis, to be submitted to the Town Board and public for its review and comment by October 30 of each fiscal year. In creating the tentative budget, the Supervisor will have requested and received from each department of the Town government estimates of the costs and revenues associated with its operations by October 20.
- The Town Board met with various department heads on November 12th & 13th, 2020 to discuss the tentative budget. The Board adopted a Preliminary budget on November 13, 2020 for general public comment in December at a public hearing.
- The Public Hearing on the Preliminary Budget will be held on December 1, 2020
- Based on public comment, the Town Board will determine what, if any, revisions are appropriate and may vote to adopt the final budget on December 1, 2020 but no later than December 22, 2020.
- The budget must be recorded in the minutes of the Town Board. The budget takes effect on January 1, 2021 and constitutes the annual budget of the Town for the next fiscal year.
- If the Town Board fails to adopt a budget by December 22, 2020, the Preliminary budget adopted by the Town Board on November 13, 2020 would constitute the budget for the ensuing fiscal year.
- The Town Board, during the fiscal year, may, by resolution, make additional appropriations or increase existing appropriations and provide appropriate financing. The Town Board also may, by resolution, authorize the transfer of moneys, contingent appropriations and unexpended balances so long as said transfers are within the same fund.



Exemption Impact Report

Assessment Year: 2020

County: Westchester
SWTS Code: 555400

Town Value Report

Municipality: Yorktown
Total Assessed Val: 153,776,852
Uniform Percentage: 2.23

Equalized Total Assessed Value = 6,895,822,959

Exempt Code	Description	Statutory Authority	# of Exempts	Total Equalized Value of EX	% of Value Exempted
10100	SPECIAL DISTRICT	RPTL 410	8	2,165,919	0.03
12100	ST OWNED	RPTL 404(1)	48	140,677,578	2.04
13100	CNTY OWNED	RPTL 406(1)	18	40,452,914	0.59
13360	NYC AQUEDUCT	RPTL 406(4)	40	71,268,609	1.03
13500	TOWN OWNED	RPTL 406(1)	365	117,274,663	1.70
13800	SCHL OWNED	RPTL 408	16	385,970,852	5.60
13850	BOGES	RPTL 408	14	12,132,286	0.18
13870	SP/DST OWN	RPTL 410	4	262,331	0.00
14110	POST OFFIC	State L 54	1	3,215,246	0.05
14200	FOREIGN GO	RPTL 418	9	3,982,062	0.06
21600	CLERGY-RES	RPTL 462	3	1,547,085	0.02
25110	RELIGIOUS	RPTL 420-a	40	56,513,901	0.82
25120	EDUCATIONL	RPTL 420-a	36	37,081,838	0.54
25130	CHARITABLE	RPTL 420-a	3	2,179,372	0.03
25230	MENTAL IMP	RPTL 420-a	6	3,161,434	0.05
25300	OTH NONPRF	RPTL 420-b	14	14,237,668	0.21
26050	AGR. SOCIETY	RPTL 450	2	1,369,955	0.02
26100	VELTS ORG.	RPTL 452	1	360,986	0.01
26400	INC VOL FR	RPTL 464(2)	13	15,697,309	0.23
27350	CEMETERY	RPTL 446	3	672,645	0.01
28120	DISABLED RESIDENCE	RPTL 422	4	2,580,717	0.04
28520	NURSING HOME	RPTL 422	3	3,730,941	0.05
28540	MENTAL/DISABLE	RPTL 422	6	3,950,672	0.06
29350	LIBRARY	RPTL 438	2	8,569,506	0.12
41101	VETERANS	RPTL 458	118	22,759,686	0.33
41121	WAR VET CT	RPTL 458-a	620	27,222,690	0.39
41131	COMBAT VET CT	RPTL 458-a	349	26,002,690	0.38
41141	DISABLED VET CT	RPTL 458-a	136	13,015,784	0.19
41161	COLD WAR VET	RPTL 458-b	107	4,763,901	0.07
41171	DIS. COLD WAR VET	RPTL 458-b	9	518,968	0.01
41400	CLERGY	RPTL 460	3	201,793	0.00
41681	C/T VOL FIRE & AMB	RPTL 466-c, d, e, g	39	1,543,363	0.02
41720	AG-COUNTY	Ag-Mkts L 305	22	6,128,923	0.09
41800	AGED-ALL C/T/S	RPTL 467	92	11,413,991	0.17
41801	AGED-CTY/TOWN	RPTL 467	170	13,284,304	0.19
41930	DSBI-INCOM C/T/S	RPTL 459-c	5	403,542	0.01
41931	DSBI-INCOM C/T	RPTL 459-c	3	265,874	0.00
42100	AG BUILDING	RPTL 483-a	2	334,080	0.00
47460	FORESTED LAND	RPTL 480-a	3	435,156	0.01
47613	BS IMP - T	RPTL 485-b	3	12,708,968	0.18
48510	LIMITED PROFIT	PHFL 33(1)(a)	2	4,159,192	0.06
	Total Exemptions (No System EX's)		2,342	1,074,219,394	15.58

Exemption Impact Report

Assessment Year: 2020

County: Westchester
 SWIS Code: 555400

Town Value Report

Equalized Total Assessed Value = 6,895,822,959

Municipality: Yorktown
 Total Assessed Val: 153,776,852
 Uniform Percentage: 2.23

Exempt Code	Description	Statutory Authority	# of Exempts	Total Equalized Value of EX	% of Value Exempted
Total Exemptions (with System EX \$)			2,342	1,074,219,394	15.58

Values have been equalized using the Uniform Percentage of Value.

The Exempt amounts do not take in to consideration payments in lieu of taxes or other payments for municipal services.

Amount, if any, attributable to payments in lieu of taxes: _____

TOWN OF YORKTOWN MUNICIPAL PROFILES IN WESTCHESTER COUNTY, NEW YORK

American Community Survey, 2013-2017

POPULATION DATA

Total Population	36,900
Area and density	
Square miles**:	39.3
Persons per square mile:	938.9
Population by race and Hispanic origin	
White:	30,973 83.9%
Black:	1,585 4.3%
American Indian:	144 0.4%
Asian:	1,750 4.7%
Other:	1,898 5.1%
Two or more races:	550 1.5%
Hispanic (may be of any race):	5,535 15.0%

Age	
Under 5:	1,761 4.8%
5-9:	1,917 5.2%
10-14:	2,653 7.2%
15-19:	2,400 6.5%
20-24:	2,137 5.8%
25-29:	1,556 4.2%
30-34:	1,505 4.1%
35-39:	1,782 4.8%
40-44:	2,457 6.7%
45-49:	3,388 9.2%
50-54:	2,645 7.2%
55-59:	3,015 8.2%
60-64:	2,929 7.9%
65-69:	1,915 5.2%
70-74:	1,512 4.1%
75-79:	1,230 3.3%
80-84:	1,012 2.7%
85 and over:	1,106 3.0%
Under 18:	8,100 22.0%
Over 65:	6,775 18.4%

Place of birth and citizenship	
Native:	31,387 85.1%
Born in New York State:	26,956 73.1%
Born in Different State:	3,653 9.9%
US Citizen Not Born in US:	778 2.1%
Foreign Born:	5,513 14.9%
Naturalized Citizen:	3,393 9.2%
Not a Citizen:	2,120 5.7%

Veteran Status	
Veteran:	1,461 5.1%
Non-veteran:	27,327 94.9%

HOUSEHOLD DATA

Total Households:	7,783
Average household size:	2.69

Household Occupancy	
Family Households (families):	13,074
Married-couple families:	8,278
Female-headed households:	313
Non-family households:	3,486
Householder living alone:	3,062
Householder 65+ living alone:	1,585
Population in group quarters:	473
Population 65+ in group quarters:	227
Children under 18 living in single-parent households:	1,056

HOUSING DATA

Total housing units:	13,871
Housing occupancy and tenure	
Occupied housing units:	13,074 94.3%
Vacant units:	797 5.7%
Owner-occupied:	11,104 84.9%
Renter-occupied:	1,970 15.1%
Housing units in structure	
Single-family:	11,208
2 units:	280
3 or 4 units:	747
5 to 9 units:	557
10 to 19 units:	566
20 or more units:	483
Mobile home / other:	30

Year housing built	
2014 or later:	65
2010 to 2013:	61
2000 to 2009:	713
1980 to 1999:	2,756
1960 to 1979:	5,680
1940 to 1959:	3,556
1939 or earlier:	1,040
Median Year Built:	1967

Monthly renter costs	\$ 1,418
Average rent:	
Housing Units by Range in Rent	
Total specified renter units:	1,786 100.0%
Less than \$500:	131 7.3%
\$500—\$999:	180 10.1%
\$1,000—\$1,499:	657 36.8%
\$1,500—\$1,999:	443 24.8%
\$2,000—\$2,999:	355 19.9%
\$3,000 or more:	20 1.1%

Cost-burdened households	5,002
Total specified households:	919
Cost-burdened Renters:	4,083
Cost-burdened Owners:	

Overcrowded housing units	
Persons per room	
1 or less:	12,692
1 to 1 1/2:	315
1 1/2 to 2:	33
2 or more:	34

EDUCATION DATA

Educational attainment	
Total persons 25 and over:	26,032 100.0%
No HS Diploma:	1,521 5.8%
High School Graduate:	5,538 21.3%
Some College:	4,232 16.3%
Associate's:	1,845 7.1%
Bachelor's:	6,520 25.0%
Graduate Degree or Higher:	6,376 24.5%

School enrollment	
Total persons 3 and over enrolled in school:	9,418
Preschool / kindergarten:	1,001
Elementary:	3,465
High School:	2,693
College:	1,733
Graduate or Professional School:	526

EMPLOYMENT DATA

Total civilian labor force:	19,793
Occupation of residents	
Management:	9,391
Services:	3,034
Sales and office:	4,182
Construction:	1,320
Production and transport:	1,005
Unemployed:	861

Residents commuting to work	
Average travel time to work:	35.8 minutes
Total commuters 16 and over:	18,255
Drove to work alone:	14,380
Carpooled:	1,213
Public transportation:	1,288
Walked:	494
Other means:	126
Worked at home:	754

INCOME DATA

Household Income	
Per capita:	\$49,205
Median household:	\$115,732
Median family:	\$134,593
Households by Income Range	
Less than \$10,000:	273
\$10,000 to \$14,999:	285
\$15,000 to \$24,999:	699
\$25,000 to \$34,999:	803
\$35,000 to \$49,999:	913
\$50,000 to \$74,999:	1,196
\$75,000 to \$99,999:	1,479
\$100,000 to \$149,999:	2,964
\$150,000 to 199,999:	2,215
\$200,000 or more:	2,247

Poverty status	
Total poverty universe**:	36,554 100.0%
Total persons in poverty:	1,193 3.3%



Prepared by:
Westchester County Department of Planning
148 Marine Avenue
White Plains, New York 10601
(914) 995-4400

Source:
U.S. Census Bureau American Community Survey (ACS) 2013-2017. Note that this data is based on a sample, and contains a margin of error which can be obtained through the Census Bureau's American Factfinder website. For information on the difference between the ACS and the Decennial Census, see:
<http://planning.westchester.gov.com/census-and-statistics>

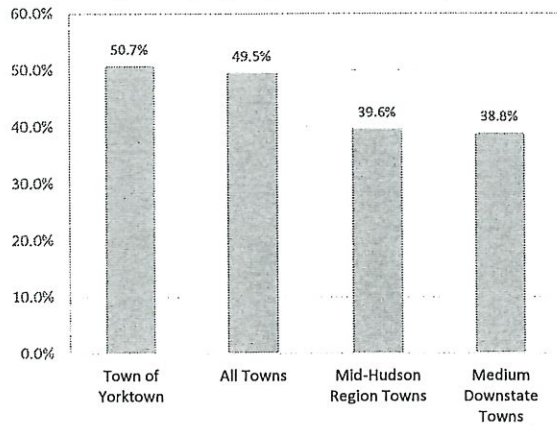
**Square mileage represents land area and inland waterbodies, but does not include Hudson River or Long Island Sound areas and their inlets within a municipality.

**The Total Poverty Universe number differs from the Total Population number because not all people included in the American Community Survey sample reported on their income. For more information visit the American Factfinder on the U.S. Census Bureau website.

Town of Yorktown

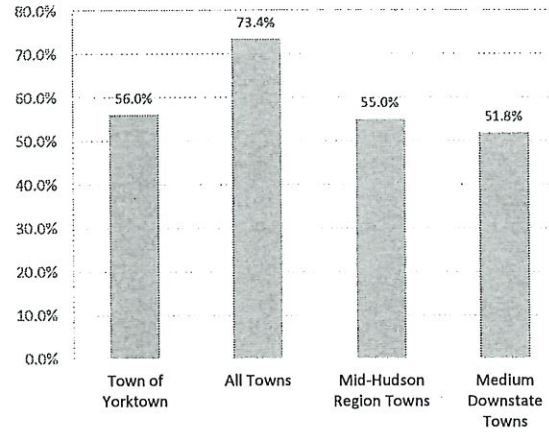
Indicator 1

Assigned/Unassigned FB as a % of Gross Expenditures
(General/Highway Town-wide Funds)



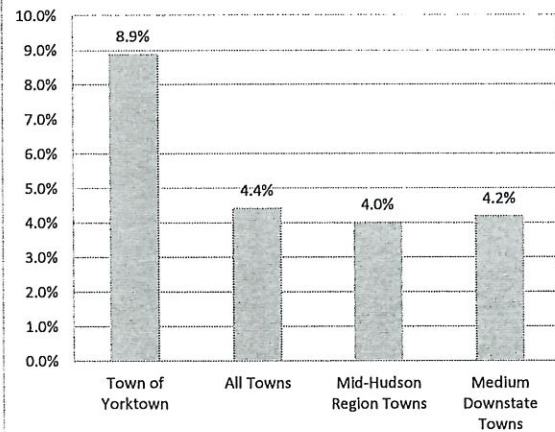
Indicator 2

Total Fund Balance as a % of Gross Expenditures
(General/Highway Town-wide Funds)



Indicator 3

Operating Surplus (Deficit) / Gross Expenditures

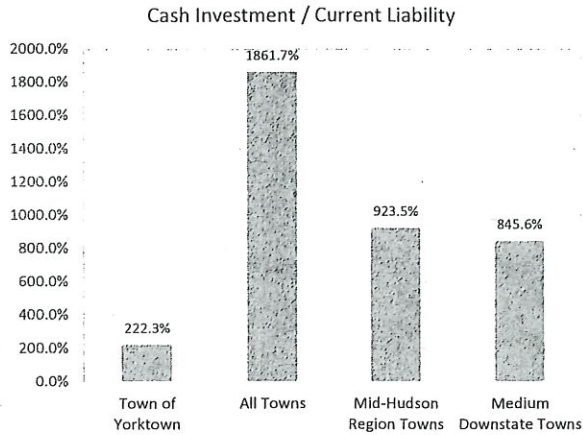


**Peer Group Used in Comparison for
all Indicators**

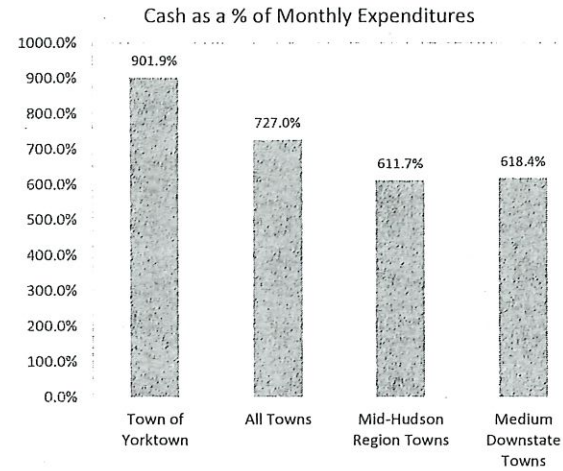
All Towns	834
Mid-Hudson Region Towns	95
Medium Downstate Towns	54

Town of Yorktown

Indicator 4

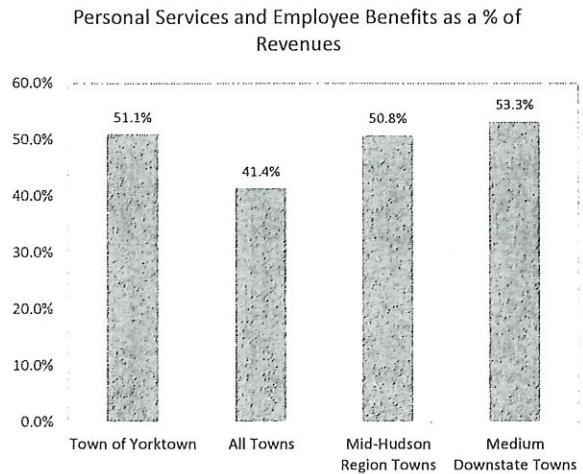


Indicator 5

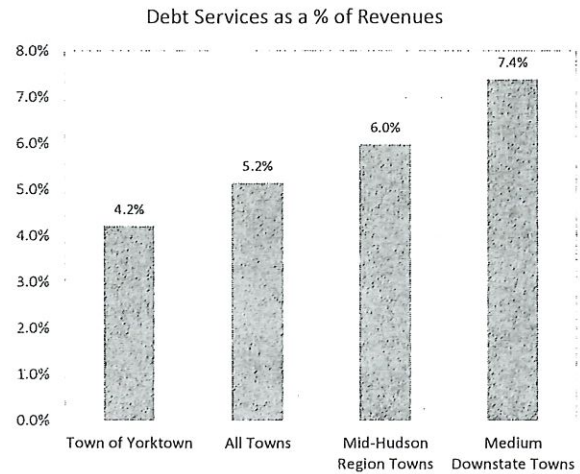


Indicator 4's Peer Group scores are based on the median instead of the mean average.

Indicator 8

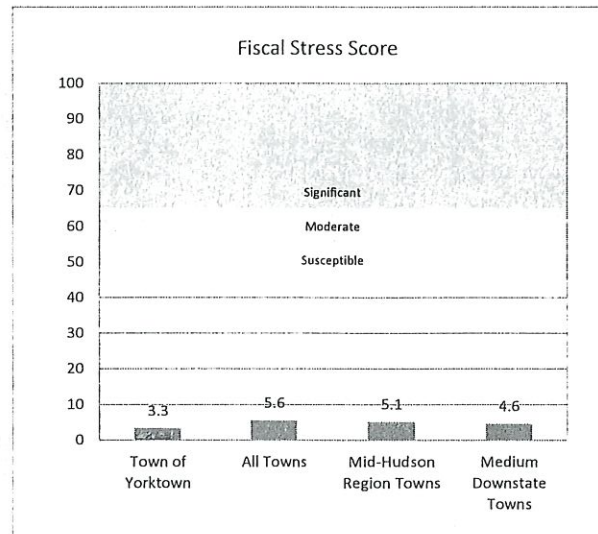


Indicator 9



Town of Yorktown

Fiscal Stress Score



This page provides graphical comparisons of financial indicators for the selected municipality against selected peer groups. Peer groups include data for municipalities for which current AUDs have been filed. The tables show the number of municipalities which are included in each selected peer group. Greater caution should be taken when the number of units in the comparison group is small.

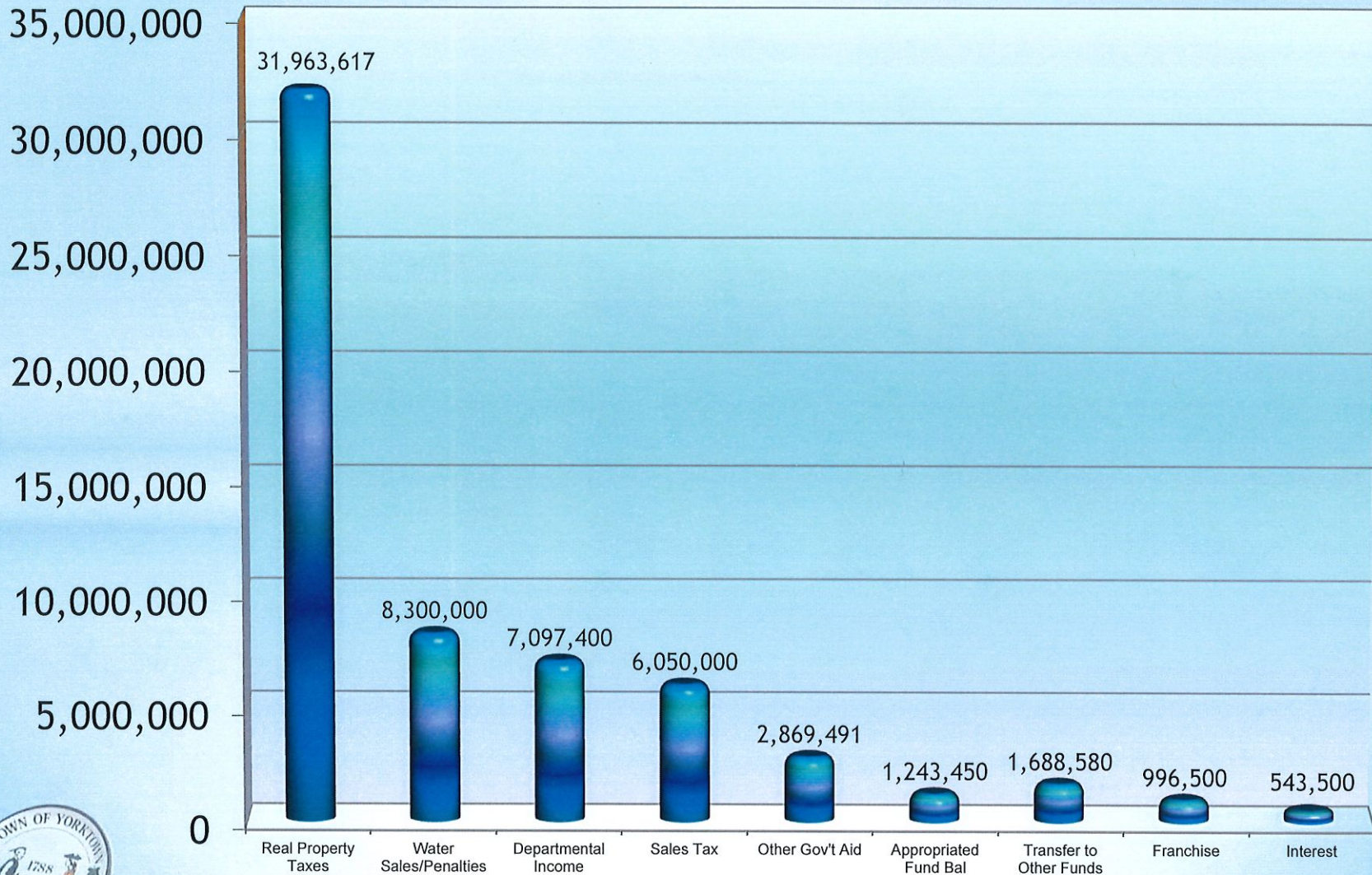
Data as of 8/31/2020

Copyright © 2013 The New York State Office of the State Comptroller

2021 Preliminary Budget Summary								
Fund	Code	2021 Appropriations	2021 Revenue	Appropriated Fund Balance	2021 Tax Levy	2021 Tax Rate	2020 Tax Rate	% Change
General	A	30,853,378	16,503,805	925,000	13,424,573			
Highway	D	6,814,925	568,300		6,246,625			
Library	L	2,534,435	433,500		2,100,935			
Subtotal		40,202,738	17,505,605	925,000	21,772,133	168.25	169.75	-0.88
Parks								
Amazon Park	AP	12,700	300		12,400	35.41	34.35	3.10
Bethel Acres	BA	2,500			2,500	12.76	10.20	25.11
Mohegan Improvement	ID	192,823	13,500	104,800	74,523	9.49	9.51	-0.20
Mohegan Beach	MB	66,400	1,000	10,400	55,000	26.96	26.98	-0.06
Mohegan Highlands	MH	35,065	500		34,565	63.54	52.90	20.12
Shrub Oak Community	SC	68,500	2,000	3,000	63,500	91.19	91.52	-0.36
Shrub Oak Lake	SL	12,250	1,000	2,750	8,500	9.64	9.64	0.02
Sewers								
Osceola Sewer	OS	58,750	1,750	12,500	44,500	16.80	15.19	10.59
Yorktown Sewer	YS	4,041,653	1,564,866	122,500	2,354,287	565.39	582.24	-2.89
Bonnie & Jill Sewer	GE	19,100	3,000		16,100	262.13	240.15	9.15
Clover Road Sewer	GA				0	0.00	0.00	
Mohegan East Sewer	GB	224,965	300		224,665	346.99	349.67	-0.77
Mohegan West Sewer	GC	62,981	500		62,481	196.28	195.32	0.49
Hunterbrook Sewer	GD	402,418	1,500	25,000	375,918	215.69	197.24	9.35
Oakside Sewer	GF	77,120	1,750	12,500	62,870	283.45	261.05	8.58
Hunterbrook Ext 202	GJ	8,600	1,000	4,250	3,350	7.54	6.98	8.01
Suncrest Sewer	GH	51,500	1,000	5,000	45,500	779.51	752.53	3.59
Gomer Street Sewer	GI	44,050	150	2,500	41,400	493.62	472.61	4.45
Overlook Sewer	GG	98,100	1,500	10,000	86,600	639.68	593.07	7.86
Various								
Open Space	C		0					
Emergency Medical	SM	668,450	12,000		656,450	4.97	4.85	2.37
Special Refuse	SR	4,382,575	74,500		4,308,075	384.87	382.47	0.63
Water District	SW	9,980,050	8,328,000		1,652,050	14.65	14.81	-1.05
Kitchawan Water District	SW2	39,250	29,000	4,000	6,250	3.07	2.70	13.85
Grand Total		60,752,538	27,544,721	1,244,200	31,963,617			

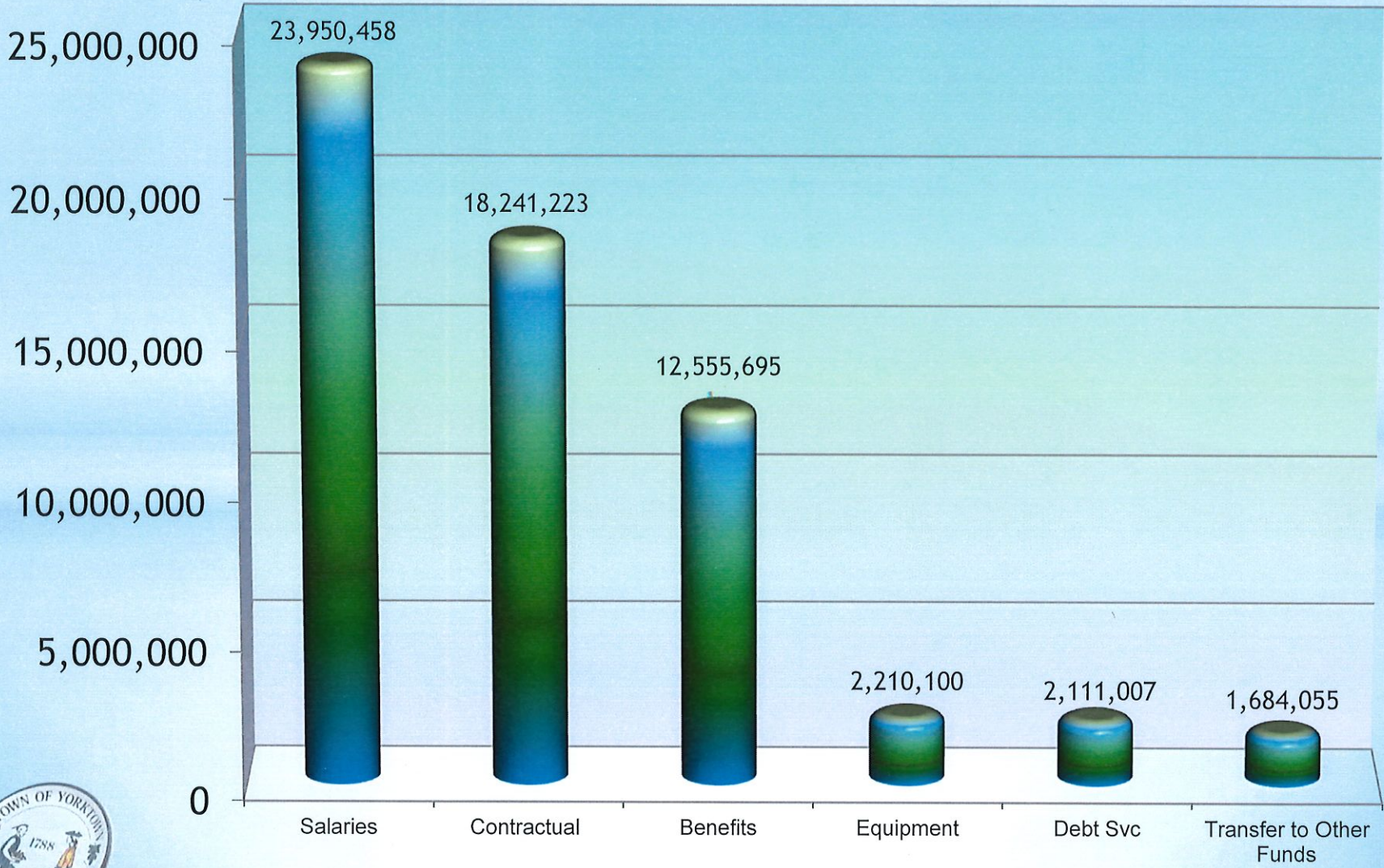
2021 Budgeted Revenues by CATEGORY

\$ 60,752,538



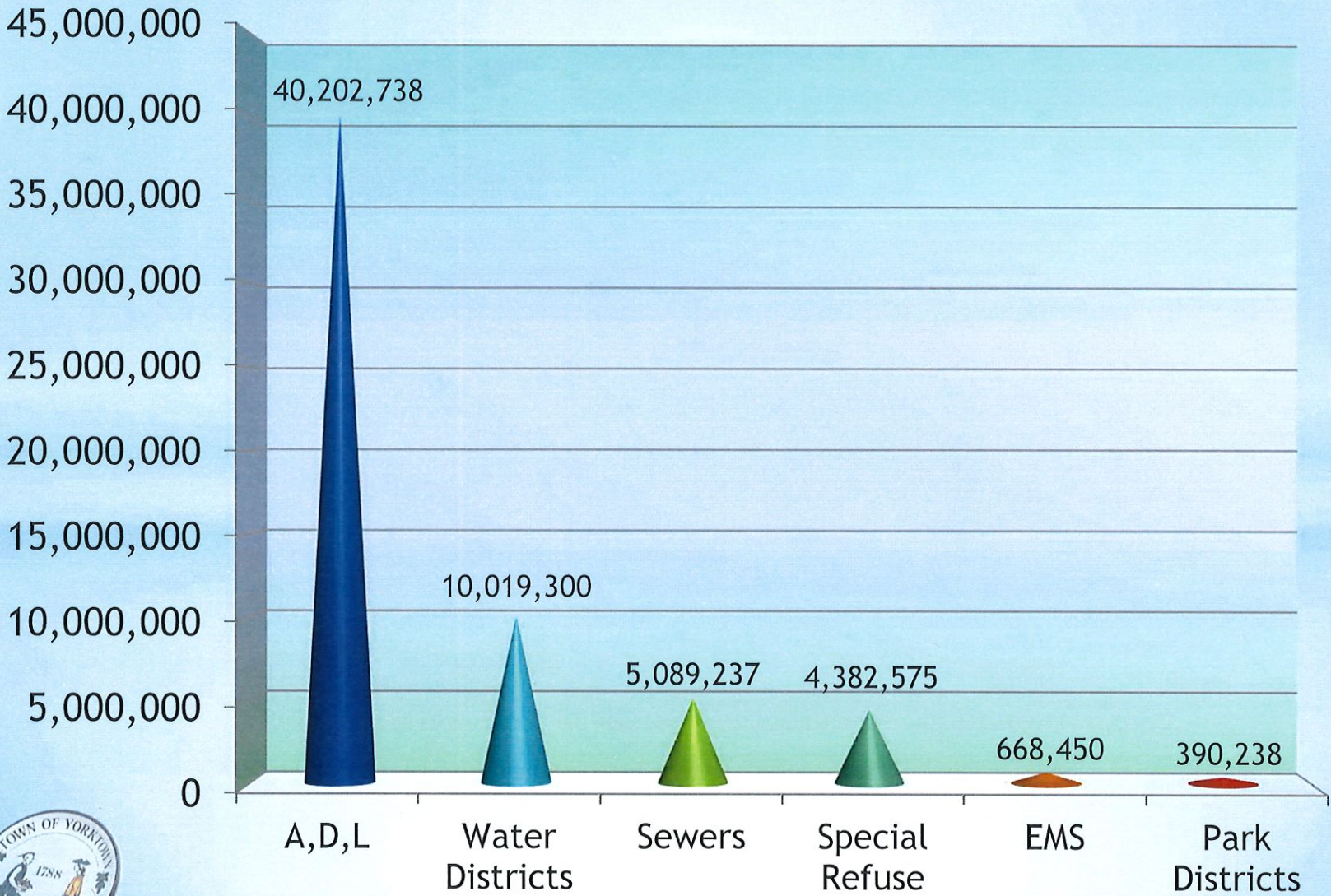
2021 Budgeted Expenditures by CATEGORY

\$ 60,752,538


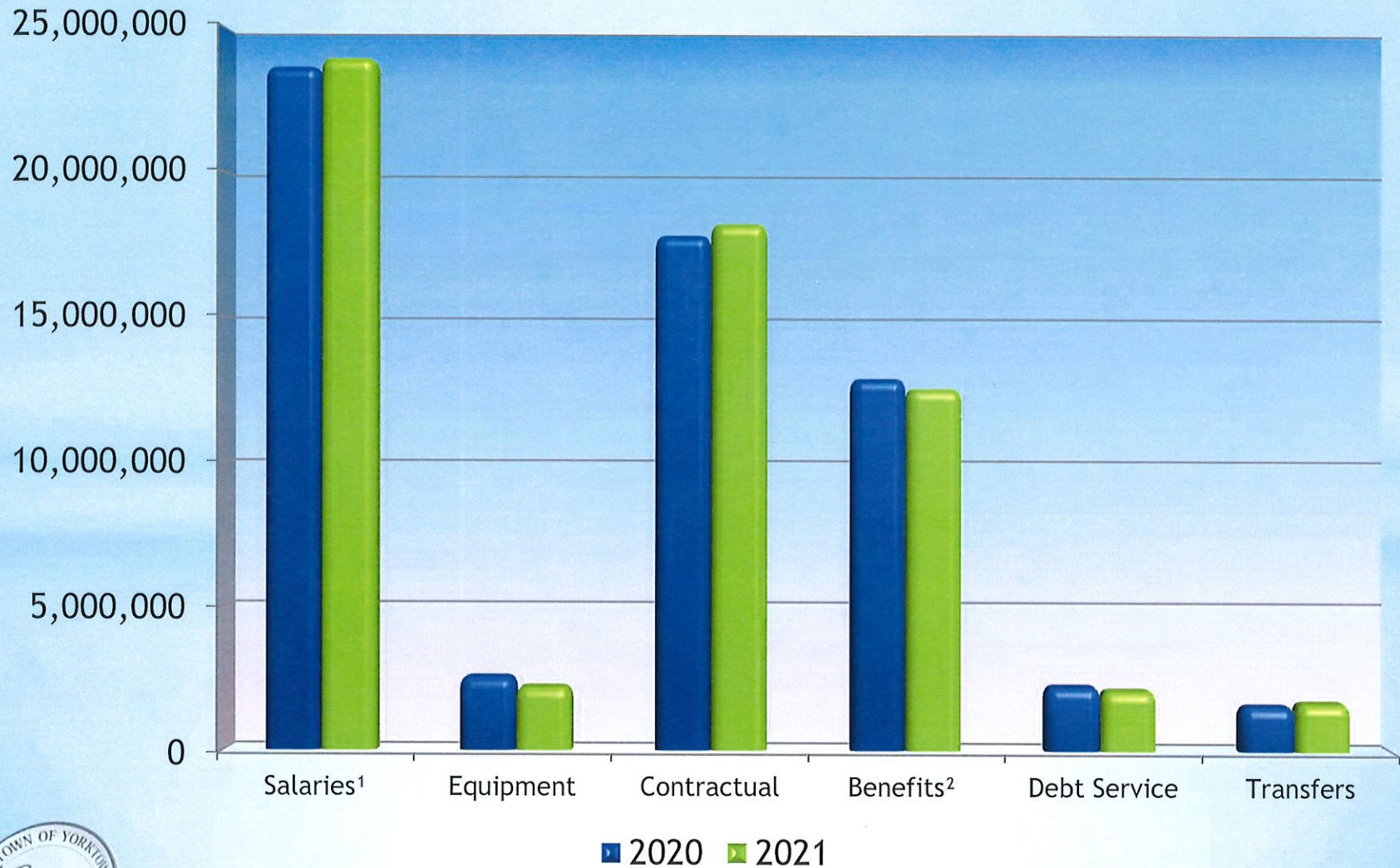


2021 Budgeted Appropriations by FUND

\$ 60,752,538




Expenditure Comparison 2020 vs. 2021



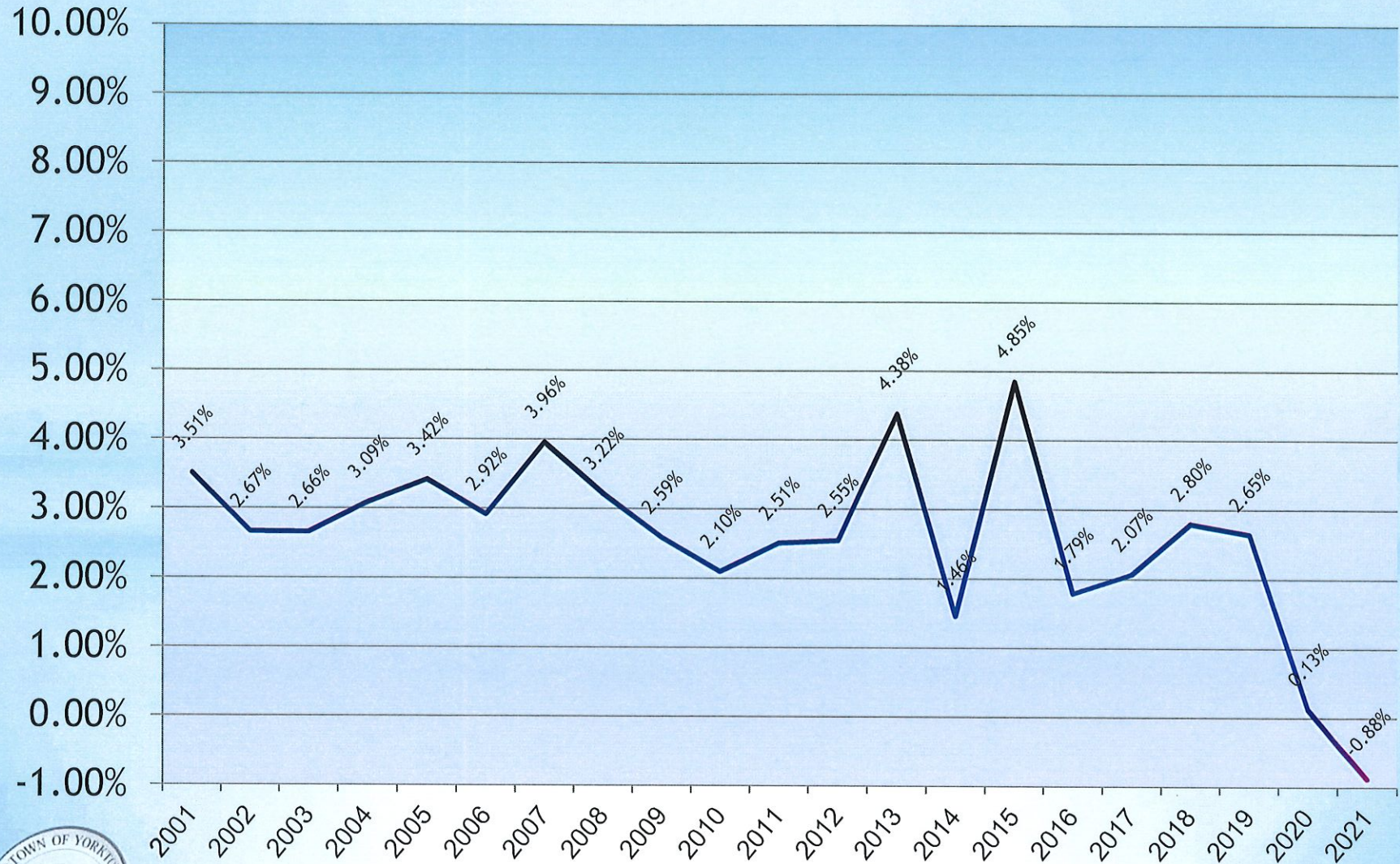
Salaries¹-include PT, OT, Longevity, Lump Sum, Seasonal, Holiday Pay, Lump Vac, Stipend, Night Diff
Benefits²-include Med, Dental, Vision, Retirement, Payroll & MTA Tax, Workers Comp, EAP, Unemp, FSA Admin, Emp Testing

Major Changes to Expenditures

Description	2020 Adopted	2021 Preliminary	Difference
Equipment	1,362,000**	575,250	-786,750
<i>**2020 included purchase of Backhoe (SW) & Packer truck (SR)</i>			
Medical (Active)	4,569,150	4,302,465	-226,685
Medical (Retirees)	1,467,000	1,858,000	391,000
Paramedic Contract	649,350	668,450	19,100
Paving	1,100,000	1,150,000	50,000
CHIPs	414,045	331,225	-82,820
Winter Recovery	85,000	57,150	-27,850
Retirement	2,524,500	2,212,300	-312,200
Retirement - Police	1,750,000	1,681,025	-68,975
Salary - Full Time	13,509,933	13,652,225	142,292
Salary - Part Time	1,221,253	1,160,728	-60,525
Salary - Police	6,745,750	6,936,100	190,350
Water - Cement Lining	425,000	600,000	175,000
Actual Expense	2019	2020	
		<i>(as of 11/16/2020)</i>	
Workers Comp <i>Includes Medical claims, Expenses, Scheduled Loss of Use (SLU), Indemnity</i>	639,619	386,656	



% Change in Tax Rate



Current vs Prior Budget Comparison

2021 Preliminary Budget Summary

Fund	Appropriations	Less Revenues	Less Fund Balance	Tax Levy
General	30,853,378	16,503,805	925,000	13,424,573
Highway	6,814,925	568,300	0	6,246,625
Library	2,534,435	433,500	0	2,100,935
Total	40,202,738	17,505,605	925,000	21,772,133

2020 Assessment	129,403,013	Tax levy change 20 to 21	734,818
2021 Tax Rate	168.25	Tax rate change 20 to 21	-0.88%

2020 Adopted Budget Summary

Fund	Appropriations	Less Revenues	Less Fund Balance	Tax Levy
General	30,617,606	16,267,192	925,000	13,425,414
Highway	6,879,944	629,925		6,250,019
Library	2,663,940	454,650	100,000	2,109,290
Total	40,161,490	17,351,767	1,025,000	21,784,723

2019 Assessment	128,330,538	Tax levy change 19 to 20	747,408
2020 Tax Rate	169.75	Tax rate change 19 to 20	0.13%

2019 Adopted Budget Summary

Fund	Appropriations	Less Revenues	Less Fund Balance	Tax Levy
General	29,955,845	14,812,720	1,100,000	14,043,125
Highway	6,229,575	625,400	50,000	5,554,175
Library	2,660,865	458,000	150,000	2,052,865
Total	38,846,285	15,896,120	1,300,000	21,650,165

2018 Assessment	127,705,737	Tax levy change 18 to 19	612,850
2019 Tax Rate	169.53	Tax rate change 18 to 19	2.65%

TAX RATE SUMMARY
GENERAL, HIGHWAY, LIBRARY
1990 - 2021

Year	Assessed Valuation	Assessed Valuation % Change	Tax Rate	Tax Rate % Change	A,D,L Appropriations
1990	126,910,375	0.76	81.16	4.32	17,569,154
1991	128,582,815	1.32	87.56	7.89	18,010,412
1992	127,027,967	(1.21)	81.22	(7.24)	18,158,247
1993	123,543,326	(2.74)	77.18	(4.98)	17,481,319
1994	120,545,172	(2.43)	77.28	0.13	17,706,464
1995	119,903,456	(0.53)	83.66	8.26	17,882,812
1996	119,729,423	(0.15)	87.43	4.51	18,423,170
1997	120,863,316	0.95	91.24	4.36	18,650,219
1998	121,666,212	0.66	93.26	2.22	19,532,407
1999	121,630,651	(0.03)	96.02	2.96	20,147,977
2000	122,800,742	0.96	98.20	2.27	20,848,397
2001	123,384,858	0.48	101.64	3.51	21,487,339
2002	121,887,988	(1.21)	104.35	2.67	22,508,060
2003	123,290,428	1.15	107.13	2.66	23,525,043
2004	123,725,905	0.35	110.44	3.09	26,182,512
2005	124,431,662	0.57	114.22	3.42	27,701,411
2006	124,783,381	0.28	117.56	2.92	28,426,488
2007	124,833,331	0.04	122.21	3.96	29,594,448
2008	125,025,377	0.15	126.15	3.22	30,594,642
2009	125,922,341	0.72	129.41	2.59	30,009,098
2010	127,310,141	1.10	132.13	2.10	29,972,125
2011	127,412,430	0.08	135.45	2.51	30,038,243
2012	126,638,090	(0.61)	138.91	2.55	30,948,122
2013	126,568,929	(0.05)	144.99	4.38	32,424,674
2014	126,248,104	(0.25)	147.49	1.46	33,814,063
2015	126,577,490	0.26	154.64	4.85	34,992,549
2016	126,617,107	0.03	157.41	1.79	35,277,154
2017	127,094,241	0.38	160.66	2.07	36,151,200
2018	127,382,169	0.23	165.15	2.80	37,466,180
2019	127,705,737	0.25	169.53	2.65	38,846,285
2020	128,330,538	0.74	169.75	0.13	40,161,490
2021	129,403,013	0.84	168.25	-0.88	40,202,738

2021 Preliminary Budget Tax Implications

Tax implications for the typical Yorktown homeowner with an assessed valuation of \$10,000:

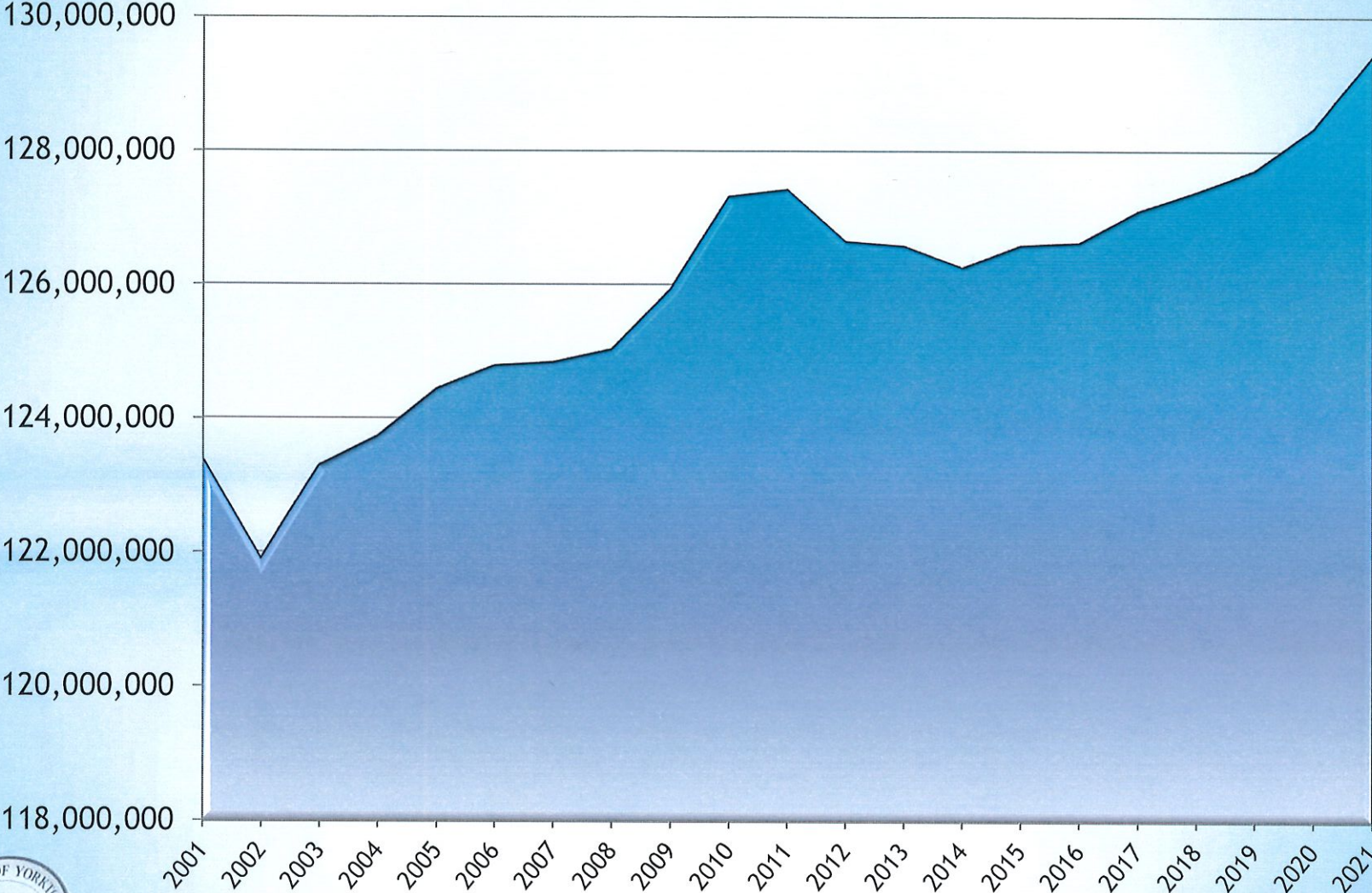
Town tax bill for typical resident with Town utilities:			change in rate
General, Highway and Library	1,682.51	increase from 2020	-1.50
Water District	146.54	decrease from 2020	-0.16
Refuse District	384.87	increase from 2020	2.40
Emergency Medical Services	49.65	increase from 2020	0.12
Total	2,263.57		

2021 Typical Assessment Tax Bill with utilities	2,263.57
2020 Typical Assessment Tax Bill with utilities	2,276.60
% Change	-0.57

Town tax bill for typical resident without Town utilities:			change in rate
General, Highway and Library	1,682.51	increase from 2020	-1.50
Refuse District	384.87	increase from 2020	2.40
Emergency Medical Services	49.65	increase from 2020	0.12
Total	2,117.03		

2021 Typical Assessment Tax Bill without utilities	2,117.03
2020 Typical Assessment Tax Bill without utilities	2,128.47
% Change	-0.54

Assessed Valuation



Fund Balance by Category			Non Spendable Fund Balance 12/31/2019	Restricted Fund Balance 12/31/2019	Assigned Fund Balance 12/31/2019	Unassigned Fund Balance 12/31/2019	Total Fund Balance 12/31/2019
Fund		Code					
General		A	599,011	755,942	1,794,004	16,688,936	19,837,893
Highway		D	70,510	81,268	1,472,262		1,624,040
Library		L	40,004	102,806	1,336,425		1,479,235
Parks	Amazon Park	AP			34,336		34,336
	Bethel Acres	BA			122		122
	Mohegan Improvement	ID			239,529		239,529
	Mohegan Beach	MB			163,090		163,090
	Mohegan Highlands	MH			48,175		48,175
	Shrub Oak Community	SC		27,477	206,135		233,612
	Shrub Oak Lake	SL			131,961		131,961
Sewers	Osceola Sewer	OS			216,149		216,149
	Yorktown Sewer	YS	33,827	608,990	2,267,436		2,910,253
	Bonnie & Jill Sewer	GE			58,032		58,032
	Clover Road Sewer	GA			65,792		65,792
	Mohegan East Sewer	GB			17,018		17,018
	Mohegan West Sewer	GC		10,906	35,808		46,714
	Hunterbrook Sewer	GD			131,905		131,905
	Oakside Sewer	GF		64,633	97,993		162,626
	Hunterbrook Ext 202	GJ			25,380		25,380
	Suncrest Sewer	GH			163,566		163,566
	Gomer Street Sewer	GI			25,550		25,550
	Overlook Sewer	GG		59,520	67,841		127,361
Various	Open Space	C			149,157		149,157
	Emergency Medical	SM			20,072		20,072
	Special Refuse	SR	33,347	114,964	570,407		718,718
Water	Water District	SW	49,471	479,565	2,217,049		2,746,085
	Kitchawan Water District	SW2			139,096		139,096
Debt	Debt Service (Stony St)	DS 20		61,067			61,067
Fund Balance Definitions							
Non Spendable Fund Balance		Cannot be spent because they are legally or contractually required to be maintained intact. - Ex: prepaid items					
Restricted Fund Balance		Can only be spent for certain purposes because of restrictions set by law. The State regulates establishment and funding					
Assigned Fund Balance		These amounts are intended to be spent for a specific purpose expressed by the Town Board					
Unassigned Fund Balance		These are amounts that are available to be spent for any Town purpose.					
		Only the General Fund can have an Unassigned Fund Balance					

2021 Projected Four Year Financial Model

2021 Preliminary Budget Summary

Fund	Appropriations	Less Revenues	Less Fund Balance	Tax Levy
General	30,853,378	16,503,805	925,000	13,424,573
Highway	6,814,925	568,300	0	6,246,625
Library	2,534,435	433,500	0	2,100,935
Total	40,202,738	17,505,605	925,000	21,772,133

2020 Assessment 128,330,538 Tax levy change 2020 to 2021 (12,590)
 2021 Tax Rate 168.25 Tax rate change 2020 to 2021 -0.88%

2022 Estimated Budget Summary

Fund	Appropriations	Less Revenues	Less Fund Balance	Tax Levy
General	31,624,712	16,668,843	0	14,955,869
Highway	6,985,298	573,983	0	6,411,315
Library	2,597,796	437,835	0	2,159,961
Total	41,207,806	17,680,661	0	23,527,145

2021 Assessment 129,620,260 Tax levy change 2021 to 2022 1,755,012
 2022 Tax Rate 181.51 Tax rate change 2021 to 2022 7.88%

2023 Estimated Budget Summary

Fund	Appropriations	Less Revenues	Less Fund Balance	Tax Levy
General	32,415,330	16,835,531	0	15,579,799
Highway	7,159,931	579,723	0	6,580,208
Library	2,662,741	442,213	0	2,220,527
Total	42,238,002	17,857,468	0	24,380,534

2022 Assessment 130,922,944 Tax levy change 2022 to 2023 853,389
 2023 Tax Rate 186.22 Tax rate change 2022 to 2023 2.60%

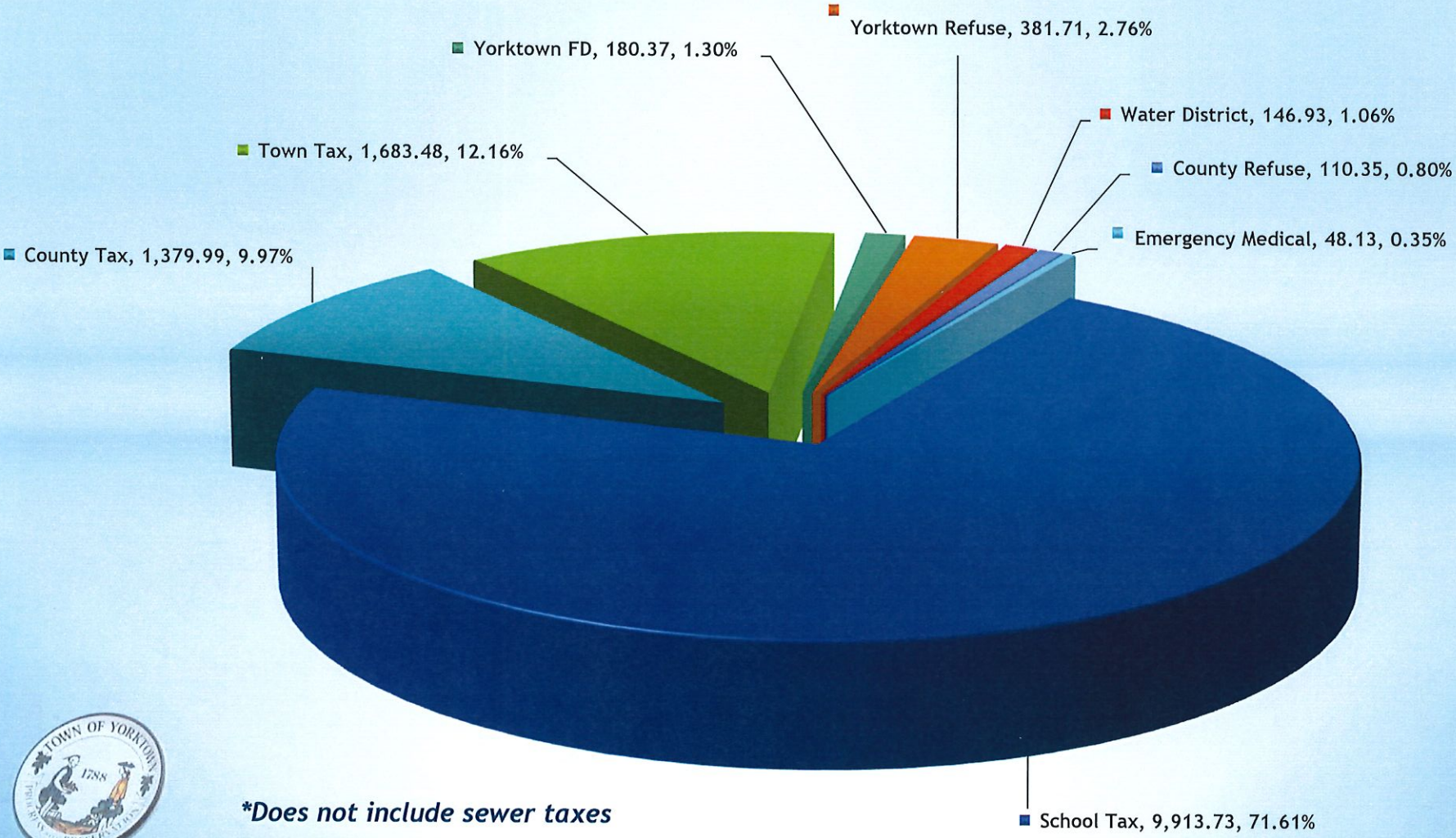
2024 Estimated Budget Summary

Fund	Appropriations	Less Revenues	Less Fund Balance	Tax Levy
General	33,225,714	17,003,887	0	16,221,827
Highway	7,338,929	585,520	0	6,753,409
Library	2,729,309	446,635	0	2,282,674
Total	43,293,952	18,036,042	0	25,257,909

2023 Assessment 132,238,719 Tax levy change 2023 to 2024 877,375
 2024 Tax Rate 191.00 Tax rate change 2023 to 2024 2.57%


Inflationary assumptions: 1% per year for revenues and 2.5% expenditures
 Assessed valuation assumptions: Increase of .5% for annually
 2021 Tentative Budget includes non-reoccurring expenditures
2022-2024 Estimated Budgets do not include a fund balance allocation

Tax Illustration of a \$10,000 Assessed Home Total 2020 Taxes: Yorktown School District \$13,844.69*

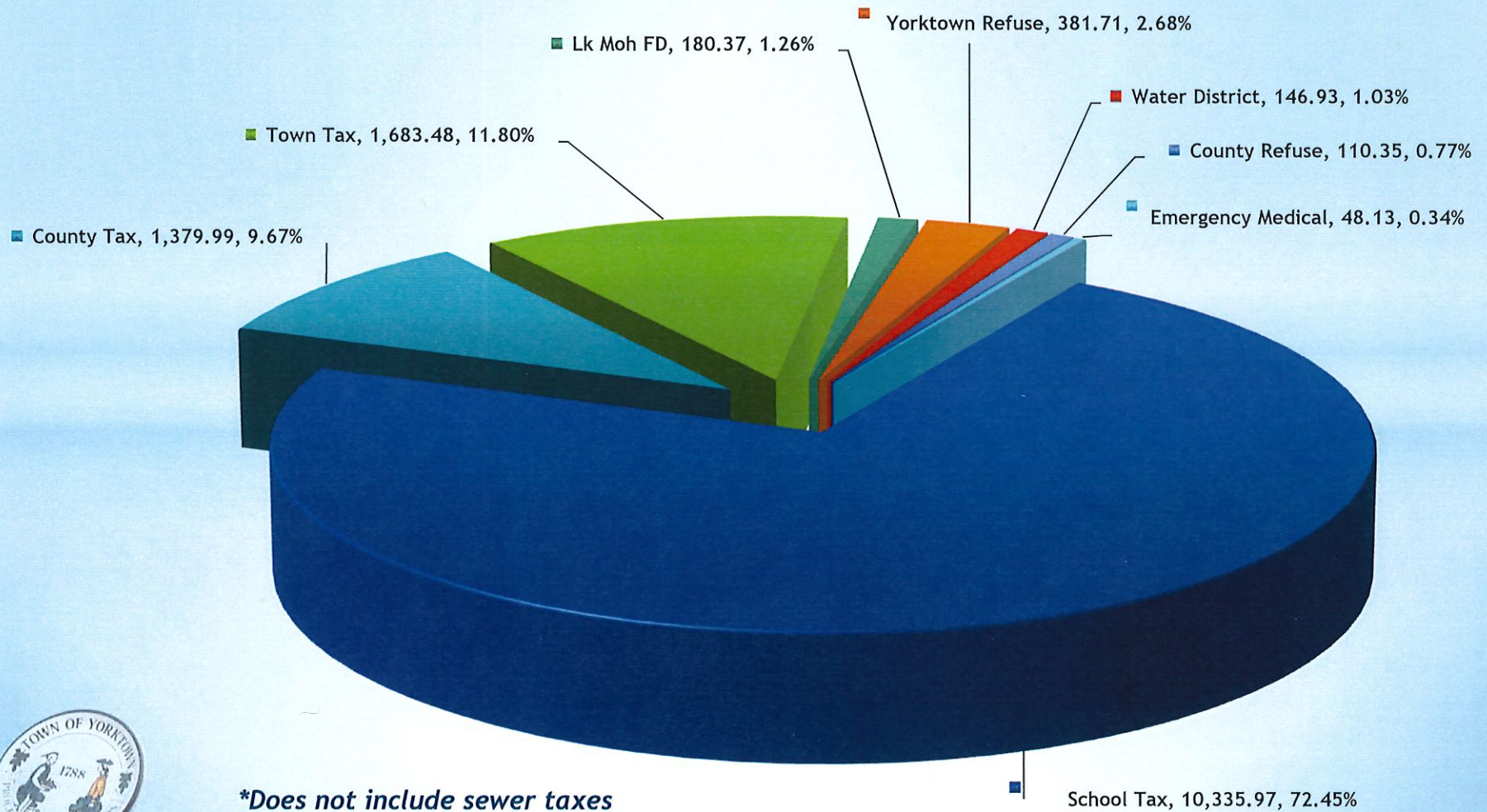


**Does not include sewer taxes*

■ School Tax, 9,913.73, 71.61%



Tax Illustration of a \$10,000 Assessed Home Total 2020 Taxes: Lakeland School District \$14,266.93*



**Does not include sewer taxes*

School Tax, 10,335.97, 72.45%



Date Prepared: 11/16/2020 01:12 PM
 Report Date: 11/16/2020
 Account Table: A REVENUE
 Alt. Sort Table:

TOWN OF YORKTOWN

Budget Preparation Report

BUD4011 1.0
 Page 1 of 4

Prepared By: PAT

Fiscal Year: 2021 Period From: 1 To: 12

Account	Description	2018	2019	Original	Adjusted	2020	2021	2021	2021	Variance To
		Actual	Actual	2020 Budget	2020 Budget	Actual Per 1-12	TENTATIVE Stage	PRELIMINA Stage	FINAL Stage	TENTATIVE Stage
Dept 0000										
A.0000.1001	REAL PROPERTY TAXES	13,523,343.00	14,113,762.00	13,425,414.00	13,425,414.00	13,425,414.00	13,424,573.00	13,424,573.00		-0.01%
A.0000.1002	APPR FUND BALANCE	0.00	0.00	925,000.00	1,374,026.64	0.00	925,000.00	925,000.00		0.00%
A.0000.1002.0008	APPR FUND BAL RES ACCR EMP BEN	0.00	0.00	0.00	8,711.31	0.00				0.00%
A.0000.1081	PAYMENTS IN LIEU OF TAXES	28,259.91	35,026.15	40,000.00	40,000.00	44,883.00	42,500.00	42,500.00		6.25%
A.0000.1090	PROPERTY TAX INTEREST/PENALTIE	740,891.26	852,779.85	750,000.00	750,000.00	671,741.61	800,000.00	800,000.00		6.67%
A.0000.1120	SALES TAX	5,776,760.00	6,601,788.00	6,050,000.00	6,050,000.00	5,409,998.00	6,050,000.00	6,050,000.00		0.00%
A.0000.1170	FRANCHISE	888,525.14	903,375.21	875,000.00	875,000.00	797,046.49	890,000.00	890,000.00		1.71%
A.0000.1170.0001	TOWING CONTRACT..	100,785.50	103,809.07	106,500.00	106,500.00	0.00	106,500.00	106,500.00		0.00%
A.0000.1170.0002	PUBLIC EDUCATION GRANTS	0.00	0.00	0.00	0.00	15,000.00				0.00%
A.0000.1232	TAX COLLECTOR FEES	9,867.92	1,178.30	1,100.00	1,100.00	1,755.81	2,250.00	2,250.00		104.55%
A.0000.1233	TAX ADJUSTMENTS	37,811.17	239,686.57	50,000.00	50,000.00	60,924.44	50,000.00	50,000.00		0.00%
A.0000.1234	TITLE SEARCH FEE	0.00	0.00	0.00	0.00	4,627.28	1,500.00	1,500.00		100.00%
A.0000.1250	ASSESSOR FEES	997.50	1,055.00	1,000.00	1,000.00	210.00	1,000.00	1,000.00		0.00%
A.0000.1255	TOWN CLERK FEES	22,009.78	17,762.74	25,000.00	25,000.00	15,858.65	25,000.00	25,000.00		0.00%
A.0000.1255.0001	BIRTH/DEATH CERTIFICATES..	13,720.00	13,730.00	12,500.00	12,500.00	12,820.00	15,500.00	15,500.00		24.00%
A.0000.1315	BAD CHECK FEE	400.00	300.00	500.00	500.00	140.00	500.00	500.00		0.00%
A.0000.1520	POLICE FEES	5,457.84	4,225.87	5,000.00	5,000.00	2,407.50	4,500.00	4,500.00		-10.00%
A.0000.1521	PERMITS	17,672.17	14,993.00	25,000.00	25,000.00	2,280.00	25,000.00	25,000.00		0.00%
A.0000.1565	TAX MAP	5.00	0.00	0.00	0.00	0.00				0.00%
A.0000.1989	SECTION 8 REIMBURSEMENT	115,632.87	122,321.45	132,067.00	132,067.00	97,210.95	142,390.00	145,400.00		7.82%
A.0000.2001	RECREATION FEES	68,442.27	53,825.23	65,000.00	65,000.00	12,009.81	65,000.00	65,000.00		0.00%
A.0000.2001.0002	DISCOUNT TICKET SALES..	372.00	47.00	500.00	500.00	0.00	250.00	250.00		-50.00%
A.0000.2001.0003	LEGACY REVENUE	521.25	0.00	20,000.00	20,000.00	3,236.52	20,000.00	20,000.00		0.00%
A.0000.2001.0004	RECREATION FEES.CAMP	471,707.35	488,120.93	485,000.00	485,000.00	925.00	485,000.00	485,000.00		0.00%

TOWN OF YORKTOWN

Budget Preparation Report

Alt. Sort Table:

Fiscal Year: 2021 Period From: 1 To: 12

Account	Description	2018	2019	Original	Adjusted	2020	2021	2021	2021	Variance To
		Actual	Actual	2020 Budget	2020 Budget	Actual Per 1-12	TENTATIVE Stage	PRELIMINA Stage	FINAL Stage	TENTATIVE Stage
Dept 0000										
A.0000.2001.0005	RECREATION FEES.POOL	361,189.93	377,613.92	350,000.00	350,000.00	19,022.00	350,000.00	350,000.00		0.00%
A.0000.2001.0006	RECREATION FEES.YOUTH PRG	191,046.20	161,876.93	175,000.00	175,000.00	50,401.20	175,000.00	175,000.00		0.00%
A.0000.2001.0007	RECREATION FEES.ADULT PRG	64,069.60	61,280.57	80,000.00	80,000.00	17,593.80	65,000.00	65,000.00		-18.75%
A.0000.2001.0008	RECREATION FEES.GRANITE KNOLLS REVENUE	0.00	15,474.12	75,000.00	75,000.00	22,028.75	75,000.00	75,000.00		0.00%
A.0000.2025	YCCC FIXED ANNUAL RENTS	248,002.08	247,817.08	248,000.00	248,000.00	128,982.21	228,000.00	228,000.00		-8.06%
A.0000.2026	YCCC ONE TIME USE RENTS	47,579.75	39,853.00	50,000.00	50,000.00	3,969.00	40,000.00	40,000.00		-20.00%
A.0000.2027	OVERTIME REIMBURSEMENT	13,237.50	12,037.50	15,000.00	15,000.00	1,612.50	12,500.00	12,500.00		-16.67%
A.0000.2110	ZONING FEES	15,276.49	11,360.00	15,000.00	15,000.00	7,768.00	11,500.00	11,500.00		-23.33%
A.0000.2113	WETLANDS PERMITS	3,600.00	0.00	2,500.00	2,500.00	0.00				-100.00%
A.0000.2114	ABACA	2,000.00	9,188.00	7,500.00	7,500.00	10,277.00	7,500.00	7,500.00		0.00%
A.0000.2115	PLANNING FEES	26,869.50	31,897.23	27,500.00	27,500.00	37,676.94	31,500.00	31,500.00		14.55%
A.0000.2116	INSPECTION FEES	251,629.00	168,771.60	200,000.00	200,000.00	81,009.00	175,000.00	175,000.00		-12.50%
A.0000.2118	GEN DEVELOPMENT FEES	12,017.00	18,546.00	17,500.00	17,500.00	8,883.00	17,500.00	17,500.00		0.00%
A.0000.2210	SERVICE TO OTHER GOVERNMENTS	119,449.40	131,911.40	120,000.00	120,000.00	113,499.00	205,000.00	210,000.00		70.83%
A.0000.2401	INTEREST EARNINGS	353,037.19	574,402.80	300,000.00	300,000.00	290,246.42	325,000.00	325,000.00		8.33%
A.0000.2401.0001	CAPITAL INTEREST..	53,364.04	58,985.21	55,000.00	55,000.00	19,972.54	50,000.00	50,000.00		-9.09%
A.0000.2410.0001	ANTENNA RENT..	398,899.35	394,572.43	400,000.00	400,000.00	355,529.52	410,500.00	410,500.00		2.63%
A.0000.2530	BINGO LICENSE FEE	656.41	295.31	750.00	750.00	407.46	750.00	750.00		0.00%
A.0000.2544	DOG LICENSE FEE	13,392.50	14,409.00	14,500.00	14,500.00	9,957.00	14,500.00	14,500.00		0.00%
A.0000.2555	BUILDING PERMITS	1,352,871.79	1,024,021.25	800,000.00	800,000.00	589,970.00	800,000.00	800,000.00		0.00%
A.0000.2556	CERTIFICATES OF OCCUPANCY	39,088.25	33,696.30	25,000.00	25,000.00	22,532.00	25,000.00	25,000.00		0.00%

TOWN OF YORKTOWN

Budget Preparation Report

Alt. Sort Table:

Fiscal Year: 2021 Period From: 1 To: 12

Account	Description	2018	2019	Original	Adjusted	2020	2021	2021	2021	Variance To
		Actual	Actual	2020 Budget	2020 Budget	Actual Per 1-12	TENTATIVE Stage	PRELIMINA Stage	FINAL Stage	TENTATIVE Stage
Dept 0000										
A.0000.2557	NON-CONFORMING BLDG PERMITS	6,290.25	950.00	5,000.00	5,000.00	0.00	5,000.00	5,000.00		0.00%
A.0000.2558	LOCAL ORDINANCE	12,081.50	10,318.65	12,500.00	12,500.00	13,564.78	12,500.00	12,500.00		0.00%
A.0000.2559	SEARCH FEES	37,815.00	37,520.00	42,500.00	42,500.00	34,764.00	40,000.00	40,000.00		-5.88%
A.0000.2560	OTHER BLDG FEES	725.00	25.00	250.00	250.00	0.00	250.00	250.00		0.00%
A.0000.2560.0001	OTHER BLDG GARBAGE	0.00	0.00	0.00	0.00	381.72				0.00%
A.0000.2561	ELECTRICAL PERMITS	51,207.00	43,200.00	40,000.00	40,000.00	33,950.00	40,000.00	40,000.00		0.00%
A.0000.2565	PLUMBING FEES	99,044.50	112,664.50	75,000.00	75,000.00	74,823.00	75,000.00	75,000.00		0.00%
A.0000.2566	MECHANICAL FEES	142,422.45	126,282.50	120,000.00	120,000.00	69,878.00	120,000.00	120,000.00		0.00%
A.0000.2590	CAFE PERMITS	0.00	43.00	0.00	0.00	0.00				0.00%
A.0000.2610	FINES AND FORFEITED BAIL	434,025.19	491,072.35	425,000.00	425,000.00	166,693.25	450,000.00	450,000.00		5.88%
A.0000.2650	SALES OF SCRAP AND EXCESS MATE	180.00	675.00	0.00	0.00	0.00				0.00%
A.0000.2655	MINOR SALES	5,114.25	2,381.70	3,000.00	3,000.00	3,346.00	5,000.00	5,000.00		66.67%
A.0000.2660	SALE OF PROPERTY	0.00	10,000.00	0.00	0.00	0.00				0.00%
A.0000.2665	SALE OF EQUIPMENT	0.00	16,250.00	0.00	0.00	1,450.00				0.00%
A.0000.2680	INSURANCE RECOVERIES	58,254.99	41,693.36	0.00	0.00	31,537.35				0.00%
A.0000.2701	REFUND OF PRIOR YEARS EXPENDIT	9,739.33	0.00	5,000.00	5,000.00	15,194.45	5,000.00	5,000.00		0.00%
A.0000.2750	AIM - RELATED PAYMENTS	0.00	176,777.00	0.00	0.00	0.00				0.00%
A.0000.2765	MEALS ON WHEELS	37,694.75	40,704.80	40,000.00	40,000.00	36,046.50	42,500.00	42,500.00		6.25%
A.0000.2769	NUTRITION	23,230.02	19,558.12	25,000.00	25,000.00	10,228.84	25,000.00	25,000.00		0.00%
A.0000.2770	MISCELLANEOUS	2,991,390.50	3,760,841.41	10,000.00	10,000.00	146,424.85	25,000.00	25,000.00		150.00%
A.0000.2770.0002	MISCELLANEOUS.LITTE R CAMERAS	200.00	0.00	0.00	0.00	250.00				0.00%
A.0000.2771	SRO AGREEMENT	662,110.00	897,145.00	1,050,000.00	1,050,000.00	611,225.00	1,079,500.00	1,079,500.00		2.81%
A.0000.2775	DWI/MULTIPLE ENFORCEMENT GRANT	2,316.32	2,838.16	2,250.00	2,250.00	4,515.28	2,250.00	2,250.00		0.00%

Date Prepared: 11/16/2020 01:12 PM
 Report Date: 11/16/2020
 Account Table: A REVENUE
 Alt. Sort Table:

TOWN OF YORKTOWN

Budget Preparation Report

BUD4011 1.0
 Page 4 of 4
 Prepared By: PAT

Fiscal Year: 2021 Period From: 1 To: 12

Account	Description	2018	2019	Original	Adjusted	2020	2021	2021	2021	Variance To
		Actual	Actual	2020 Budget	2020 Budget	Actual Per 1-12	TENTATIVE Stage	PRELIMINA Stage	FINAL Stage	TENTATIVE Stage
Dept 0000										
A.0000.2777	WEST CO:BUS SHELTER IMA	9,585.89	0.00	10,000.00	10,000.00	0.00				-100.00%
A.0000.2778	COUNTY AID	22,215.00	15,298.30	10,000.00	10,000.00	13,193.00	10,000.00	10,000.00		0.00%
A.0000.3001	STATE AID PER CAPITA	176,777.00	0.00	176,750.00	176,750.00	0.00				-100.00%
A.0000.3005	MORTGAGE TAX	1,588,927.36	1,275,698.45	1,100,000.00	1,100,000.00	775,801.29	1,275,000.00	1,275,000.00		15.91%
A.0000.3089	STATE AID:OTHER	68,485.56	302,596.58	0.00	0.00	241,240.80				0.00%
A.0000.3100	FEMA STATE AID	83,425.29	0.00	0.00	0.00	0.00				0.00%
A.0000.3120	STATE AID:POLICE	10,000.00	11,607.15	0.00	0.00	0.00				0.00%
A.0000.3490	STATE AID:NUTRITION PROGRAMS	51,158.10	49,281.69	47,500.00	47,500.00	65,950.96	47,500.00	47,500.00		0.00%
A.0000.4300	FEDERAL AID	73,235.23	83,193.47	0.00	0.00	13,969.44				0.00%
A.0000.4489	FEDERAL AID:NUTRITION	59,237.48	59,879.45	60,000.00	60,000.00	1,767.75	60,000.00	60,000.00		0.00%
A.0000.5031.0001	WATER..	529,750.00	535,500.00	518,750.00	518,750.00	518,750.00	562,750.00	562,750.00		8.48%
A.0000.5031.0002	SEWERS..	579,705.00	577,250.00	582,025.00	582,025.00	582,025.00	591,405.00	591,405.00		1.61%
A.0000.5031.0003	REFUSE..	261,750.00	237,100.00	259,250.00	259,250.00	259,250.00	250,000.00	250,000.00		-3.57%
A.0000.5031.0004	OTHER FUNDS..	26,500.00	25,000.00	25,000.00	25,000.00	25,000.00	26,000.00	26,000.00		4.00%
Total Dept 0000		(33,505,050.87)	(35,919,141.66)	(30,617,606.00)	(31,075,343.95)	(26,121,047.66)	(30,845,368.00)	(30,853,378.00)	0.00	0.74%
Grand Total		(33,505,050.87)	(35,919,141.66)	(30,617,606.00)	(31,075,343.95)	(26,121,047.66)	(30,845,368.00)	(30,853,378.00)	0.00	0.74%

NOTE: One or more accounts may not be printed due to Account Table restrictions.

Date Prepared: 11/16/2020 01:13 PM
 Report Date: 11/16/2020
 Account Table: A EXPENSE

TOWN OF YORKTOWN

Budget Preparation Report

BUD4011 1.0
 Page 1 of 29
 Prepared By: PAT

Alt. Sort Table:

Fiscal Year: 2021 Period From: 1 To: 12

Account	Description	2018	2019	Original	Adjusted	2020	2021	2021	2021	Variance To
		Actual	Actual	2020 Budget	2020 Budget	Actual Per 1-12	TENTATIVE Stage	PRELIMINA Stage	FINAL Stage	TENTATIVE Stage
Dept 1010	LEGISLATIVE BOARD									
A.1010.0101	SALARIES	69,947.13	70,629.12	78,300.00	78,300.00	59,410.07	78,300.00	78,300.00		0.00%
A.1010.0201	AV RM EQUIPMENT	6,325.39	3,444.59	8,000.00	8,000.00	3,175.04	8,000.00	8,000.00		0.00%
A.1010.0401	SUPPLIES	383.14	17.08	1,000.00	536.83	176.50	1,000.00	1,000.00		0.00%
A.1010.0401.0001	AV RM SUPPLIES	231.92	0.00	325.00	325.00	0.00	325.00	325.00		0.00%
A.1010.0401.0030	SUPPLIES.COVID 19	0.00	0.00	0.00	449.19	449.19				0.00%
A.1010.0405	TRAINING/CONF	0.00	0.00	500.00	500.00	0.00	500.00	500.00		0.00%
A.1010.0406	AV ROOM CABLE	163.20	122.44	175.00	175.00	8.40	175.00	175.00		0.00%
A.1010.0406.0001	CELLULAR TELEPHONE..	1,278.15	1,198.81	1,275.00	1,275.00	1,094.07	1,275.00	1,275.00		0.00%
A.1010.0418	AV RM EQUIP MAINT	7,641.50	5,200.00	6,500.00	6,500.00	3,500.00	6,500.00	6,500.00		0.00%
A.1010.0423	TB MTG EXPENSES	865.79	489.14	2,500.00	2,500.00	97.84	1,500.00	1,500.00		-40.00%
A.1010.0490	CABLE PROF SERVICES	28,208.72	32,920.00	44,500.00	36,845.17	30,610.12	45,500.00	45,500.00		2.25%
A.1010.0490.0030	PROFESSIONAL SERVICES.COVID 19	0.00	0.00	0.00	7,654.83	7,654.83				0.00%
A.1010.0810	MEDICAL INSURANCE	7,066.28	21,751.14	24,000.00	24,000.00	17,937.42	24,000.00	24,000.00		0.00%
A.1010.0811	DENTAL INSURANCE	2,945.70	2,897.33	3,250.00	3,250.00	2,774.83	3,750.00	3,750.00		15.38%
A.1010.0812	VISION INSURANCE	644.40	644.40	750.00	750.00	805.50	1,000.00	1,000.00		33.33%
Total Dept 1010	LEGISLATIVE BOARD	125,701.32	139,314.05	171,075.00	171,061.02	127,693.81	171,825.00	171,825.00	0.00	0.44%
Dept 1110	MUNICIPAL COURT									
A.1110.0101	SALARIES	387,186.10	404,057.78	435,250.00	426,706.54	333,552.84	439,750.00	439,750.00		1.03%
A.1110.0105	OVERTIME	9,795.04	11,257.43	15,500.00	15,500.00	4,398.74	15,500.00	15,500.00		0.00%
A.1110.0106	LONGEVITY	1,000.00	1,000.00	1,000.00	1,000.00	0.00	1,100.00	1,100.00		10.00%
A.1110.0108	LUMP SUM PAY	0.00	1,440.00	0.00	9,787.33	9,787.33				0.00%
A.1110.0110	PART TIME SALARIES	38,036.93	35,873.46	42,000.00	42,000.00	14,868.44	40,000.00	40,000.00		-4.76%
A.1110.0201	EQUIPMENT	0.00	8,572.44	0.00	0.00	0.00				0.00%
A.1110.0202	COMPUTER HARDWARE	0.00	155.00	5,000.00	5,000.00	0.00				-100.00%
A.1110.0401	SUPPLIES	2,023.89	2,929.38	3,000.00	3,683.45	762.92	3,000.00	3,000.00		0.00%
A.1110.0401.0001	SUPPLIES.INK & TONER	981.32	1,708.41	2,000.00	2,000.00	0.00	2,000.00	2,000.00		0.00%
A.1110.0405	CONFERENCES	330.00	172.00	0.00	0.00	0.00				0.00%

TOWN OF YORKTOWN

Budget Preparation Report

Alt. Sort Table: Fiscal Year: 2021 Period From: 1 To: 12

Account	Description	2018 Actual	2019 Actual	Original 2020 Budget	Adjusted 2020 Budget	2020 Actual Per 1-12	2021 TENTATIVE Stage	2021 PRELIMINA Stage	2021 FINAL Stage	Variance To TENTATIVE Stage
Dept 1110	MUNICIPAL COURT									
A.1110.0406	TELECOMMUNICATIONS	4,206.05	4,160.42	5,000.00	5,000.00	3,923.57	5,000.00	5,000.00		0.00%
A.1110.0410	BOOKS/PERIODICALS	750.95	832.04	5,000.00	5,000.00	992.08	1,000.00	1,000.00		-80.00%
A.1110.0416	BLDG MAINT	13,021.43	13,170.82	20,000.00	19,140.09	9,078.96	20,000.00	20,000.00		0.00%
A.1110.0416.0001	BLDG MAINT RESTROOM PAPER	0.00	0.00	750.00	750.00	330.84	750.00	750.00		0.00%
A.1110.0416.0030	BUILDING MAINTENANCE.COVID 19	0.00	0.00	0.00	358.99	358.99				0.00%
A.1110.0417	COPIER MAINTENANCE	959.01	439.97	1,000.00	1,000.00	224.17	500.00	500.00		-50.00%
A.1110.0418	EQUIP MAINT	0.00	620.00	500.00	500.00	0.00	500.00	500.00		0.00%
A.1110.0421.0001	COMPUTER SUPPORT/SOFTWARE	5,500.00	5,655.15	5,900.00	6,445.00	6,445.00	1,250.00	1,250.00		-78.81%
A.1110.0423	TRAINING	0.00	0.00	2,500.00	2,500.00	0.00	2,500.00	2,500.00		0.00%
A.1110.0428	DUES	640.00	690.00	800.00	800.00	700.00	800.00	800.00		0.00%
A.1110.0434	UNIFORMS	0.00	0.00	1,000.00	1,000.00	0.00	1,000.00	1,000.00		0.00%
A.1110.0440	AUDITOR	0.00	0.00	1,500.00	1,500.00	0.00	1,500.00	1,500.00		0.00%
A.1110.0450	WATER PURCHASE	26.69	57.39	100.00	100.00	31.33	100.00	100.00		0.00%
A.1110.0480	GRANT EXPENDITURES	0.00	4,996.04	0.00	0.00	(583.81)				0.00%
A.1110.0490	CONTRACTUAL	35,150.00	31,089.50	43,000.00	43,000.00	8,992.25	40,000.00	40,000.00		-6.98%
A.1110.0810	MEDICAL INSURANCE	93,839.84	96,426.42	106,500.00	106,500.00	74,850.50	95,500.00	95,500.00		-10.33%
A.1110.0811	DENTAL INSURANCE	9,360.78	9,461.02	10,500.00	10,500.00	7,678.29	10,500.00	10,500.00		0.00%
A.1110.0812	VISION INSURANCE	2,255.40	2,255.40	2,750.00	2,750.00	1,825.80	2,750.00	2,750.00		0.00%
Total Dept 1110	MUNICIPAL COURT	605,063.43	637,020.07	710,550.00	712,521.40	478,218.24	685,000.00	685,000.00	0.00	-3.60%
Dept 1220	SUPERVISOR									
A.1220.0101	SALARIES	306,762.16	322,138.55	324,291.00	324,291.00	270,805.27	329,300.00	332,300.00		1.54%
A.1220.0106	LONGEVITY	1,000.00	1,000.00	1,000.00	1,000.00	1,000.00	1,100.00	1,100.00		10.00%
A.1220.0108	LUMP SUM PAYMENT	3,848.00	1,964.90	0.00	0.00	0.00				0.00%
A.1220.0110	PART TIME SALARIES	0.00	1,578.00	0.00	3,280.00	3,280.00				0.00%
A.1220.0131	STIPEND	0.00	20,000.00	20,000.00	20,000.00	16,923.06				-100.00%
A.1220.0201	EQUIPMENT	600.00	108.50	0.00	0.00	0.00				0.00%

Date Prepared: 11/16/2020 01:13 PM
 Report Date: 11/16/2020
 Account Table: A EXPENSE
 Alt. Sort Table:

TOWN OF YORKTOWN

Budget Preparation Report

BUD4011 1.0
 Page 3 of 29
 Prepared By: PAT

Fiscal Year: 2021 Period From: 1 To: 12

Account	Description	2018 Actual	2019 Actual	Original 2020 Budget	Adjusted 2020 Budget	2020 Actual Per 1-12	2021 TENTATIVE Stage	2021 PRELIMINA Stage	2021 FINAL Stage	Variance To TENTATIVE Stage
Dept 1220	SUPERVISOR									
A.1220.0401	SUPPLIES	30.00	246.09	750.00	727.30	270.62	750.00	750.00		0.00%
A.1220.0401.0001	SUPPLIES.INK & TONER	179.99	161.41	250.00	250.00	232.36	250.00	250.00		0.00%
A.1220.0401.0002	SUPPLIES.REVITALIZATI ON_COMMITTEE	0.00	288.26	5,000.00	5,000.00	0.00				-100.00%
A.1220.0401.0030	SUPPLIES.COVID 19	0.00	0.00	0.00	22.70	22.70				0.00%
A.1220.0402	DEPT SUPPLIES	0.00	340.08	500.00	220.00	0.00	500.00	500.00		0.00%
A.1220.0404	MILEAGE/TOLLS	205.15	0.00	150.00	150.00	32.00	500.00	500.00		233.33%
A.1220.0405	CONFERENCES	0.00	595.00	0.00	0.00	0.00				0.00%
A.1220.0406.0001	CELLULAR TELEPHONE..	399.76	398.16	500.00	818.16	738.27	850.00	850.00		70.00%
A.1220.0420	VEHICLE MAINTENANCE	1,700.90	0.00	750.00	391.84	0.00				-100.00%
A.1220.0423	TRAINING	598.58	297.95	750.00	750.00	0.00				-100.00%
A.1220.0428	DUES	1,150.00	1,260.00	1,150.00	1,150.00	875.00	1,250.00	1,250.00		8.70%
A.1220.0442	LEGAL NOTICES.ADVERTISEME NT	0.00	310.00	0.00	0.00	0.00				0.00%
A.1220.0442.0001	COMMUNICATION	0.00	0.00	50,000.00	85,000.00	56,196.00				-100.00%
A.1220.0470	GAS & OIL	1,425.28	726.02	2,000.00	2,000.00	19.38				-100.00%
A.1220.0490	PROF SERVICES	0.00	0.00	0.00	5,000.00	5,000.00	5,500.00	5,500.00		100.00%
A.1220.0810	MEDICAL INSURANCE	21,176.43	21,751.14	24,000.00	39,000.00	35,869.55	47,250.00	47,250.00		96.88%
A.1220.0811	DENTAL INSURANCE	4,176.61	4,465.86	4,750.00	4,750.00	2,774.83	4,000.00	4,000.00		-15.79%
A.1220.0812	VISION INSURANCE	966.60	966.60	1,100.00	1,100.00	805.50	1,100.00	1,100.00		0.00%
Total Dept 1220	SUPERVISOR	344,219.46	378,596.52	436,941.00	494,901.00	394,844.54	392,350.00	395,350.00	0.00	-10.21%
Dept 1315	COMPTRROLLER									
A.1315.0101	SALARIES	382,612.37	432,325.20	484,750.00	484,750.00	399,316.24	493,500.00	493,500.00		1.81%
A.1315.0105	OVERTIME	619.37	0.00	2,500.00	2,500.00	0.00	2,500.00	2,500.00		0.00%
A.1315.0106	LONGEVITY	3,700.00	3,700.00	3,700.00	3,900.00	3,900.00	4,000.00	4,000.00		8.11%
A.1315.0108	LUMP SUM PAY	2,164.75	2,262.15	0.00	2,399.70	2,399.70				0.00%
A.1315.0110	PART TIME HELP	5,560.00	15,860.00	12,500.00	9,900.30	0.00	10,000.00	10,000.00		-20.00%
A.1315.0131	STIPEND	0.00	0.00	7,500.00	7,500.00	2,500.00	7,500.00	7,500.00		0.00%

TOWN OF YORKTOWN

Budget Preparation Report

Fiscal Year: 2021 Period From: 1 To: 12

Account	Description	2018	2019	Original	Adjusted	2020	2021	2021	2021	Variance To
		Actual	Actual	2020 Budget	2020 Budget	Actual Per 1-12	TENTATIVE Stage	PRELIMINA Stage	FINAL Stage	TENTATIVE Stage
Dept 1315	COMPTRROLLER									
A.1315.0201	OFFICE EQUIPMENT	1,025.32	0.00	0.00	0.00	0.00				0.00%
A.1315.0202	OFFICE FURNITURE	172.98	12,710.30	0.00	1,349.28	1,349.28				0.00%
A.1315.0401	SUPPLIES	597.21	1,191.97	1,250.00	953.30	873.57	1,250.00	1,250.00		0.00%
A.1315.0401.0001	SUPPLIES.INK & TONER	387.12	275.94	1,000.00	1,000.00	794.01	1,000.00	1,000.00		0.00%
A.1315.0401.0030	SUPPLIES.COVID 19	0.00	0.00	0.00	296.70	296.70				0.00%
A.1315.0402	DEPT SUPPLIES	1,181.54	2,500.01	2,500.00	2,500.00	1,105.22	2,500.00	2,500.00		0.00%
A.1315.0406.0001	CELLULAR TELEPHONE..	378.72	380.66	400.00	400.00	347.73	400.00	400.00		0.00%
A.1315.0421.0001	COMPUTER SUPPORT/SOFTWARE	20,349.21	18,878.22	22,500.00	22,500.00	17,283.00	22,500.00	22,500.00		0.00%
A.1315.0423	TRAINING	3,762.78	4,067.95	5,000.00	5,000.00	650.00	5,000.00	5,000.00		0.00%
A.1315.0428	DUES	0.00	0.00	700.00	700.00	90.00	720.00	720.00		2.86%
A.1315.0810	MEDICAL INSURANCE	112,882.76	120,700.07	141,750.00	141,750.00	96,646.47	130,750.00	130,750.00		-7.76%
A.1315.0811	DENTAL INSURANCE	7,364.25	7,707.64	9,500.00	9,500.00	5,909.25	8,500.00	8,500.00		-10.53%
A.1315.0812	VISION INSURANCE	1,315.65	1,449.90	2,000.00	2,000.00	1,342.50	1,750.00	1,750.00		-12.50%
Total Dept 1315	COMPTRROLLER	544,074.03	624,010.01	697,550.00	698,899.28	534,803.67	691,870.00	691,870.00	0.00	-0.81%
Dept 1320	AUDITOR									
A.1320.0440	AUDIT EXPENSES	43,088.00	45,250.00	47,250.00	47,250.00	41,700.00	48,500.00	48,500.00		2.65%
Total Dept 1320	AUDITOR	43,088.00	45,250.00	47,250.00	47,250.00	41,700.00	48,500.00	48,500.00	0.00	2.65%
Dept 1330	TAX COLLECTION									
A.1330.0101	SALARIES	146,137.02	151,020.18	157,750.00	157,750.00	132,075.52	162,100.00	165,525.00		-2.76%
A.1330.0105	OVERTIME	679.74	479.32	500.00	500.00	0.00	500.00	500.00		0.00%
A.1330.0106	LONGEVITY	1,000.00	1,000.00	1,000.00	1,000.00	1,000.00	1,100.00	1,100.00		10.00%
A.1330.0108	LUMP SUM	1,666.65	1,702.10	0.00	0.00	0.00				0.00%
A.1330.0110	PART TIME SALARIES	1,250.00	370.00	20,000.00	20,000.00	470.00	10,000.00	6,575.00		-50.00%
A.1330.0401	SUPPLIES	364.38	540.52	1,000.00	937.28	85.25	1,000.00	1,000.00		0.00%
A.1330.0401.0001	SUPPLIES.INK & TONER	0.00	0.00	500.00	500.00	0.00	500.00	500.00		0.00%
A.1330.0401.0030	SUPPLIES.COVID 19	0.00	0.00	0.00	62.72	62.72				0.00%
A.1330.0402	DEPT SUPPLIES	1,984.10	2,409.05	3,000.00	3,000.00	2,616.10	3,000.00	3,000.00		0.00%

Date Prepared: 11/16/2020 01:13 PM
 Report Date: 11/16/2020
 Account Table: A EXPENSE
 Alt. Sort Table:

TOWN OF YORKTOWN

Budget Preparation Report

BUD4011 1.0
 Page 5 of 29
 Prepared By: PAT

Fiscal Year: 2021 Period From: 1 To: 12

Account	Description	2018	2019	Original	Adjusted	2020	2021	2021	2021	Variance To
		Actual	Actual	2020 Budget	2020 Budget	Actual Per 1-12	TENTATIVE Stage	PRELIMINA Stage	FINAL Stage	TENTATIVE Stage
Dept 1330	TAX COLLECTION									
A.1330.0410	BOOKS	414.00	450.00	500.00	500.00	492.00	500.00	500.00		0.00%
A.1330.0417	COPIER MAINTENANCE	421.46	418.23	500.00	500.00	237.68	500.00	500.00		0.00%
A.1330.0421.0001	COMPUTER SUPPORT/SOFTWARE	8,350.00	9,710.00	10,750.00	20,550.00	12,010.00	11,250.00	11,250.00		4.65%
A.1330.0428	DUES	175.00	175.00	500.00	500.00	175.00	500.00	500.00		0.00%
A.1330.0442	LEGAL NOTICES	1,518.20	1,895.90	1,500.00	1,500.00	880.50	2,250.00	2,250.00		50.00%
A.1330.0444	FILING FEES	1,340.00	1,450.00	3,000.00	3,000.00	220.00	3,000.00	3,000.00		0.00%
A.1330.0810	MEDICAL INSURANCE	42,335.34	43,502.28	48,500.00	48,500.00	35,874.85	48,500.00	48,500.00		0.00%
A.1330.0811	DENTAL INSURANCE	2,945.70	2,977.24	3,500.00	3,500.00	2,355.98	3,500.00	3,500.00		0.00%
A.1330.0812	VISION INSURANCE	644.40	644.40	750.00	750.00	537.00	750.00	750.00		0.00%
Total Dept 1330	TAX COLLECTION	211,225.99	218,744.22	253,250.00	263,050.00	189,092.60	248,950.00	248,950.00	0.00	-1.70%
Dept 1345	PURCHASING									
A.1345.0201	EQUIPMENT	417.16	1,672.72	1,500.00	6,493.33	5,033.33	1,500.00	1,500.00		0.00%
A.1345.0202	COMPUTER HARDWARE	51,895.67	68,917.35	77,500.00	72,500.00	59,359.55	81,750.00	81,750.00		5.48%
A.1345.0210	VEHICLES	62,700.00	0.00	0.00	0.00	0.00				0.00%
A.1345.0401	SUPPLIES	3,577.99	3,699.67	10,000.00	14,617.82	5,766.20	10,000.00	10,000.00		0.00%
A.1345.0401.0030	SUPPLIES.COVID 19	0.00	0.00	0.00	2,083.93	2,083.93				0.00%
A.1345.0418	EQUIP MAINT	314.83	340.21	500.00	500.00	102.63	500.00	500.00		0.00%
A.1345.0421.0001	COMPUTER SUPPORT/SOFTWARE	41,382.60	49,406.03	121,500.00	119,000.00	94,742.78	104,000.00	104,000.00		-14.40%
Total Dept 1345	PURCHASING	160,288.25	124,035.98	211,000.00	215,195.08	167,088.42	197,750.00	197,750.00	0.00	-6.28%
Dept 1355	ASSESSMENT									
A.1355.0101	SALARIES	313,235.98	325,034.77	344,500.00	344,500.00	280,939.26	345,000.00	351,500.00		0.15%
A.1355.0105	OVERTIME	904.76	16.73	6,500.00	6,500.00	0.00	6,500.00	6,500.00		0.00%
A.1355.0106	LONGEVITY	2,900.00	3,200.00	3,200.00	3,200.00	1,600.00	3,200.00	3,200.00		0.00%
A.1355.0108	LUMP SUM PAY	2,015.65	2,058.50	0.00	0.00	2,260.55				0.00%
A.1355.0201	EQUIPMENT	169.99	0.00	500.00	500.00	0.00	500.00	500.00		0.00%
A.1355.0401.0001	SUPPLIES.INK & TONER	0.00	481.08	950.00	950.00	0.00	950.00	950.00		0.00%

Date Prepared: 11/16/2020 01:13 PM
 Report Date: 11/16/2020
 Account Table: A EXPENSE
 Alt. Sort Table:

TOWN OF YORKTOWN

Budget Preparation Report

BUD4011 1.0
 Page 6 of 29
 Prepared By: PAT

Fiscal Year: 2021 Period From: 1 To: 12

Account	Description	2018	2019	Original	Adjusted	2020	2021	2021	2021	Variance To
		Actual	Actual	2020 Budget	2020 Budget	Actual Per 1-12	TENTATIVE Stage	PRELIMINA Stage	FINAL Stage	TENTATIVE Stage
Dept 1355	ASSESSMENT									
A.1355.0401.0030	SUPPLIES.COVID 19	0.00	0.00	0.00	45.40	45.40				0.00%
A.1355.0402	DEPT SUPPLIES	596.55	811.11	950.00	904.60	232.67	950.00	950.00		0.00%
A.1355.0410	BOOKS	600.00	600.00	600.00	600.00	600.00	600.00	600.00		0.00%
A.1355.0417	COPIER MAINTENANCE	145.27	163.02	600.00	600.00	330.73	600.00	600.00		0.00%
A.1355.0418	EQUIP MAINT	43.22	0.00	0.00	0.00	0.00				0.00%
A.1355.0420	VEHICLE MAINTENANCE	16.61	765.23	2,500.00	2,500.00	50.55	1,500.00	1,500.00		-40.00%
A.1355.0421.0001	COMPUTER SUPPORT/SOFTWARE	11,797.00	12,024.00	15,500.00	15,500.00	0.00	15,500.00	15,500.00		0.00%
A.1355.0423	TRAINING	1,202.78	2,376.74	3,000.00	3,000.00	420.00	3,000.00	3,000.00		0.00%
A.1355.0428	DUES	1,070.00	585.00	700.00	700.00	670.00	700.00	700.00		0.00%
A.1355.0434	UNIFORMS	128.84	0.00	300.00	300.00	0.00	300.00	300.00		0.00%
A.1355.0437	APPRAISALS	6,100.00	11,250.00	25,000.00	25,000.00	3,850.00	20,000.00	20,000.00		-20.00%
A.1355.0442	LEGAL NOTICES	212.00	212.00	700.00	700.00	0.00	700.00	700.00		0.00%
A.1355.0470	GAS & OIL	153.48	0.00	1,000.00	1,000.00	0.00	500.00	500.00		-50.00%
A.1355.0490	PROF SERVICES	32,130.00	32,087.50	35,000.00	35,000.00	8,925.00	32,500.00	26,000.00		-7.14%
A.1355.0490.0001	TAX MAP MAINTENANCE	7,125.00	11,875.00	10,100.00	10,100.00	5,035.00	10,100.00	10,100.00		0.00%
A.1355.0810	MEDICAL INSURANCE	84,670.56	87,004.56	96,000.00	96,000.00	53,814.94	96,000.00	96,000.00		0.00%
A.1355.0811	DENTAL INSURANCE	5,891.40	5,954.48	6,500.00	6,500.00	4,711.96	6,500.00	6,500.00		0.00%
A.1355.0812	VISION INSURANCE	1,288.80	1,261.95	1,450.00	1,450.00	1,074.00	1,450.00	1,450.00		0.00%
Total Dept 1355	ASSESSMENT	472,397.89	497,761.67	555,550.00	555,550.00	364,560.06	547,050.00	547,050.00	0.00	-1.53%
Dept 1410	CLERK									
A.1410.0101	SALARIES	269,002.26	277,633.02	289,450.00	289,450.00	239,566.10	291,450.00	291,450.00		0.69%
A.1410.0105	OVERTIME	6.98	49.88	0.00	1,465.91	1,465.91				0.00%
A.1410.0106	LONGEVITY	2,600.00	2,600.00	2,600.00	2,600.00	2,600.00	3,200.00	3,200.00		23.08%
A.1410.0108	LUMP SUM PAYMENT	0.00	1,403.95	0.00	0.00	0.00				0.00%
A.1410.0110	PART TIME SALARIES	29,648.64	28,783.65	44,353.00	44,353.00	22,250.10	44,353.00	44,353.00		0.00%
A.1410.0113	TEMP BINGO	2,900.00	2,300.00	3,000.00	306.25	300.00	3,000.00	3,000.00		0.00%
A.1410.0201	EQUIPMENT	0.00	11,655.00	0.00	0.00	0.00				0.00%

Date Prepared: 11/16/2020 01:13 PM
 Report Date: 11/16/2020
 Account Table: A EXPENSE

TOWN OF YORKTOWN

Budget Preparation Report

BUD4011 1.0
 Page 7 of 29

Prepared By: PAT

Alt. Sort Table:

Fiscal Year: 2021 Period From: 1 To: 12

Account	Description	2018	2019	Original	Adjusted	2020	2021	2021	2021	Variance To
		Actual	Actual	2020 Budget	2020 Budget	Actual Per 1-12	TENTATIVE Stage	PRELIMINA Stage	FINAL Stage	TENTATIVE Stage
Dept 1410	CLERK									
A.1410.0202	OFFICE FURNITURE	0.00	0.00	0.00	8,589.66	8,589.66				0.00%
A.1410.0401	SUPPLIES	2,485.90	1,499.11	2,100.00	3,077.30	646.74	2,250.00	2,250.00		7.14%
A.1410.0401.0001	SUPPLIES.INK & TONER	189.99	352.40	500.00	500.00	187.49	500.00	500.00		0.00%
A.1410.0401.0030	SUPPLIES.COVID 19	0.00	0.00	0.00	22.70	22.70				0.00%
A.1410.0402	DEPT SUPPLIES	1,575.00	1,599.85	2,100.00	1,525.00	525.00	2,250.00	2,250.00		7.14%
A.1410.0405	CONFERENCES	2,245.93	1,350.64	2,250.00	1,955.00	546.65	2,250.00	2,250.00		0.00%
A.1410.0406.0001	CELLULAR TELEPHONE..	1,237.56	1,241.44	1,300.00	1,300.00	1,135.57	1,300.00	1,300.00		0.00%
A.1410.0411	PRINTING	2,398.14	2,616.82	10,000.00	7,034.09	5,067.93	10,000.00	10,000.00		0.00%
A.1410.0417	COPIER MAINTENANCE	0.00	794.96	1,000.00	1,000.00	742.04	1,000.00	1,000.00		0.00%
A.1410.0418	EQUIP MAINT	0.00	0.00	0.00	295.00	295.00				0.00%
A.1410.0421.0001	COMPUTER SUPPORT/SOFTWARE	2,620.00	5,625.00	6,500.00	6,500.00	3,130.00	6,500.00	6,500.00		0.00%
A.1410.0423	TRAINING	440.00	0.00	0.00	0.00	0.00				0.00%
A.1410.0428	DUES	350.00	495.00	500.00	500.00	310.00	500.00	500.00		0.00%
A.1410.0442	LEGAL NOTICES	5,189.80	4,333.10	7,500.00	7,501.90	6,742.30	7,500.00	7,500.00		0.00%
A.1410.0444	FILING FEES	9.00	16.00	50.00	50.00	(11.50)	50.00	50.00		0.00%
A.1410.0499	RECORDS MANAGEMENT	567.51	410.00	1,250.00	1,830.00	573.22	1,250.00	1,250.00		0.00%
A.1410.0810	MEDICAL INSURANCE	30,336.90	31,173.00	34,500.00	34,500.00	25,706.65	34,500.00	34,500.00		0.00%
A.1410.0811	DENTAL INSURANCE	4,942.23	4,995.16	5,250.00	5,250.00	3,952.82	5,250.00	5,250.00		0.00%
A.1410.0812	VISION INSURANCE	1,288.80	1,288.80	1,500.00	1,500.00	1,074.00	1,500.00	1,500.00		0.00%
Total Dept 1410	CLERK	360,034.64	382,216.78	415,703.00	421,105.81	325,418.38	418,603.00	418,603.00	0.00	0.70%
Dept 1420	LEGAL									
A.1420.0101	SALARIES	74,032.99	64,160.86	65,765.00	64,725.00	48,027.67	56,475.00	56,475.00		-14.13%
A.1420.0108	LUMP SUM	8,965.53	0.00	0.00	0.00	0.00				0.00%
A.1420.0401	SUPPLIES	725.91	443.17	700.00	555.50	228.87	500.00	500.00		-28.57%
A.1420.0404	MILEAGE/PARKING	21.19	0.00	500.00	500.00	0.00				-100.00%
A.1420.0406.0001	CELLULAR TELEPHONE..	46.39	0.00	0.00	0.00	0.00				0.00%

Date Prepared: 11/16/2020 01:13 PM
 Report Date: 11/16/2020
 Account Table: A EXPENSE
 Alt. Sort Table:

TOWN OF YORKTOWN

Budget Preparation Report

BUD4011 1.0
 Page 8 of 29
 Prepared By: PAT

Fiscal Year: 2021 Period From: 1 To: 12

Account	Description	2018	2019	Original	Adjusted	2020	2021	2021	2021	Variance To
		Actual	Actual	2020 Budget	2020 Budget	Actual Per 1-12	TENTATIVE Stage	PRELIMINA Stage	FINAL Stage	TENTATIVE Stage
Dept 1420	LEGAL									
A.1420.0410	BOOKS/ADVERTISING	118.80	0.00	500.00	500.00	20.00				-100.00%
A.1420.0417	COPIER MAINTENANCE	477.34	273.44	1,000.00	1,000.00	164.05	750.00	750.00		-25.00%
A.1420.0424	TAX CERTIORARI RETAINER	0.00	0.00	0.00	4,056.00	0.00				0.00%
A.1420.0424.0001	NON-RETAIN TAX CERTS	21,375.02	19,670.80	40,000.00	35,944.00	5,820.80	30,000.00	30,000.00		-25.00%
A.1420.0425	LABOR COUNSEL RETAIN	30,000.00	0.00	0.00	0.00	0.00				0.00%
A.1420.0425.0001	LABOR NON-RETAINER	1,498.50	15,631.70	10,000.00	10,000.00	8,037.50	10,000.00	10,000.00		0.00%
A.1420.0426	NON-LIT OUTSIDE COUNS FEES	0.00	5,000.00	2,500.00	2,500.00	35.00	1,000.00	1,000.00		-60.00%
A.1420.0426.0001	PROSECUTOR	17,485.00	18,497.50	22,000.00	22,000.00	0.00	22,000.00	22,000.00		0.00%
A.1420.0426.0002	PLAN/ZONING BD RETAIN	20,250.00	0.00	0.00	0.00	0.00				0.00%
A.1420.0427	OUTSIDE EXPENSES	603.18	2,104.84	5,000.00	2,500.00	418.47	2,500.00	2,500.00		-50.00%
A.1420.0437	FORECLOSE/SALE EXP	16,914.16	0.00	25,000.00	27,500.00	25,399.28	27,500.00	27,500.00		10.00%
A.1420.0438	LEGAL RESEARCH	10,742.14	8,872.30	15,000.00	15,144.50	3,757.00	7,500.00	7,500.00		-50.00%
A.1420.0439	LIT OUTSIDE COUNSEL FEES	576.00	0.00	10,000.00	10,000.00	0.00				-100.00%
A.1420.0443	LEGAL SETTLEMENTS	16,204.08	53,096.00	55,000.00	55,000.00	3,667.76	60,000.00	60,000.00		9.09%
A.1420.0444	FILING FEES	0.00	265.00	1,000.00	1,000.00	0.00	1,000.00	1,000.00		0.00%
A.1420.0490	PROF SERVICES	115,866.00	171,696.00	171,700.00	171,700.00	128,772.00	171,700.00	171,700.00		0.00%
A.1420.0811	DENTAL INSURANCE	1,714.79	1,488.62	1,500.00	1,500.00	876.27	575.00	575.00		-61.67%
A.1420.0812	VISION INSURANCE	349.05	322.20	500.00	500.00	268.50	350.00	350.00		-30.00%
Total Dept 1420	LEGAL	337,966.07	361,522.43	427,665.00	426,625.00	225,493.17	391,850.00	391,850.00	0.00	-8.37%
Dept 1440	ENGINEER									
A.1440.0101	SALARIES	469,634.65	479,901.32	495,250.00	495,250.00	406,652.81	503,250.00	503,250.00		1.62%
A.1440.0106	LONGEVITY	4,500.00	4,800.00	4,800.00	4,800.00	4,800.00	4,800.00	4,800.00		0.00%
A.1440.0108	LUMP SUM PAY	0.00	2,873.55	0.00	2,988.50	2,988.50				0.00%
A.1440.0110	PT/SEASONAL SALARIES	616.00	0.00	0.00	0.00	0.00				0.00%
A.1440.0201	EQUIPMENT	295.66	0.00	0.00	0.00	0.00				0.00%

Date Prepared: 11/16/2020 01:13 PM
 Report Date: 11/16/2020
 Account Table: A EXPENSE
 Alt. Sort Table:

TOWN OF YORKTOWN

Budget Preparation Report

BUD4011 1.0
 Page 9 of 29
 Prepared By: PAT

Fiscal Year: 2021 Period From: 1 To: 12

Account	Description	2018	2019	Original	Adjusted	2020	2021	2021	2021	Variance To
		Actual	Actual	2020 Budget	2020 Budget	Actual Per 1-12	TENTATIVE Stage	PRELIMINA Stage	FINAL Stage	TENTATIVE Stage
Dept 1440	ENGINEER									
A.1440.0401	SUPPLIES	847.04	725.49	1,000.00	543.25	100.01	750.00	750.00		-25.00%
A.1440.0401.0001	SUPPLIES.INK & TONER	0.00	275.80	500.00	900.00	225.29	300.00	300.00		-40.00%
A.1440.0401.0030	SUPPLIES.COVID 19	0.00	0.00	0.00	56.75	56.75				0.00%
A.1440.0402	DEPT SUPPLIES	536.89	309.39	750.00	750.00	363.73	500.00	500.00		-33.33%
A.1440.0404	MILEAGE	0.00	192.20	0.00	0.00	0.00	500.00	500.00		100.00%
A.1440.0406.0001	CELLULAR TELEPHONE	378.72	380.66	400.00	400.00	347.73	425.00	425.00		6.25%
A.1440.0417	COPIER MAINTENANCE	562.77	871.03	750.00	750.00	77.18	500.00	500.00		-33.33%
A.1440.0418	EQUIP MAINT	151.27	269.82	0.00	0.00	0.00	50.00	50.00		100.00%
A.1440.0420	VEHICLE MAINTENANCE	106.44	175.62	250.00	250.00	132.04	200.00	200.00		-20.00%
A.1440.0421.0001	COMPUTER SUPPORT/SOFTWARE	3,510.04	2,145.52	5,000.00	5,070.00	2,506.16	3,750.00	3,750.00		-25.00%
A.1440.0423	EMPLOYEE TRAINING	1,207.90	2,274.82	1,500.00	1,130.00	923.11	500.00	500.00		-66.67%
A.1440.0428	DUES	384.00	85.00	385.00	685.00	671.00	385.00	385.00		0.00%
A.1440.0434	UNIFORMS	241.50	0.00	300.00	300.00	0.00	300.00	300.00		0.00%
A.1440.0470	GAS AND OIL	554.36	963.95	500.00	500.00	251.09	500.00	500.00		0.00%
A.1440.0479	SPECIAL PROJECTS	19,099.67	5,302.50	0.00	585.70	585.70				0.00%
A.1440.0479.0002	SPECIAL PROJECTS.LOWES SITE DEVELOPMENT	216,602.50	2,760.00	0.00	0.00	0.00				0.00%
A.1440.0490	PROF SERVICES	0.00	17,629.52	0.00	18,408.78	6,864.00	12,500.00	12,500.00		100.00%
A.1440.0490.0001	PROF SVC STORMWATER	7,866.57	2,601.61	10,000.00	17,017.80	3,460.06				-100.00%
A.1440.0490.0002	PROF SVC.ENV CONSULT/WETLAND	10,817.50	0.00	7,500.00	0.00	0.00				-100.00%
A.1440.0810	MEDICAL INSURANCE	48,675.24	66,328.52	79,500.00	79,500.00	59,182.54	79,500.00	79,500.00		0.00%
A.1440.0811	DENTAL INSURANCE	5,465.91	5,524.46	5,700.00	5,700.00	4,371.67	5,700.00	5,700.00		0.00%
A.1440.0812	VISION INSURANCE	1,584.15	1,611.00	1,650.00	1,650.00	1,342.50	1,650.00	1,650.00		0.00%
Total Dept 1440	ENGINEER	793,638.78	598,001.78	615,735.00	637,235.78	495,901.87	616,060.00	616,060.00	0.00	0.05%
Dept 1450	ELECTIONS									
A.1450.0101	SALARIES	5,325.00	5,250.00	11,000.00	11,000.00	6,425.00	11,000.00	11,000.00		0.00%

Date Prepared: 11/16/2020 01:13 PM
 Report Date: 11/16/2020
 Account Table: A EXPENSE

TOWN OF YORKTOWN

Budget Preparation Report

BUD4011 1.0
 Page 10 of 29

Prepared By: PAT

Alt. Sort Table:

Fiscal Year: 2021 Period From: 1 To: 12

Account	Description	2018	2019	Original	Adjusted	2020	2021	2021	2021	Variance To
		Actual	Actual	2020 Budget	2020 Budget	Actual Per 1-12	TENTATIVE Stage	PRELIMINA Stage	FINAL Stage	TENTATIVE Stage
Dept 1450	ELECTIONS									
A.1450.0442	LEGAL NOTICES	635.30	151.70	1,000.00	1,000.00	0.00	1,000.00	1,000.00		0.00%
A.1450.0490	CONTRACTUAL SERVICES	90,964.00	93,693.00	96,750.00	96,750.00	96,503.00	99,750.00	99,750.00		3.10%
Total Dept 1450	ELECTIONS	96,924.30	99,094.70	108,750.00	108,750.00	102,928.00	111,750.00	111,750.00	0.00	2.76%
Dept 1620	TOWN HALL									
A.1620.0201	TOWN HALL EQUIPMENT	40,049.50	488.43	0.00	0.00	0.00				0.00%
A.1620.0401.0001	SUPPLIES.INK & TONER	929.92	0.00	0.00	0.00	0.00				0.00%
A.1620.0406	TOWN HALL PHONE	19,290.81	19,442.27	20,500.00	20,500.00	18,090.93	20,500.00	20,500.00		0.00%
A.1620.0406.0003	REC MGMT PHONE..	326.78	337.27	500.00	500.00	285.20	500.00	500.00		0.00%
A.1620.0407	TOWN HALL ELECTRIC	13,146.47	16,451.61	23,500.00	23,500.00	8,392.42	23,500.00	23,500.00		0.00%
A.1620.0407.0003	RECORDS CTR ELEC	4,013.33	4,068.71	7,500.00	7,500.00	2,359.04	7,500.00	7,500.00		0.00%
A.1620.0408	FUEL OIL	7,418.47	10,638.25	15,000.00	14,865.00	3,273.39	15,000.00	15,000.00		0.00%
A.1620.0408.0003	RECORDS CTR FUEL OIL	904.75	659.63	2,000.00	2,000.00	1,022.19	2,000.00	2,000.00		0.00%
A.1620.0416	TOWN HALL MAINT	52,850.13	38,983.45	40,000.00	36,438.50	19,892.23	40,000.00	40,000.00		0.00%
A.1620.0416.0001	BLDG MAINT RESTROOM PAPER	986.40	1,492.61	1,500.00	1,500.00	1,357.40	1,500.00	1,500.00		0.00%
A.1620.0416.0003	RECORDS CTR MAINT	882.61	999.66	2,500.00	2,500.00	429.65	2,500.00	2,500.00		0.00%
A.1620.0416.0030	BUILDING MAINTENANCE.COVID 19	0.00	0.00	0.00	3,274.00	3,274.00				0.00%
A.1620.0450	WATER	923.65	1,047.87	1,000.00	1,385.00	1,376.83	1,000.00	1,000.00		0.00%
A.1620.0470	GAS & OIL	56.54	0.00	250.00	0.00	0.00				-100.00%
A.1620.0490.0001	PROF SVCS.ACA COMPLIANCE	16,000.00	16,000.00	16,000.00	16,000.00	16,000.00	16,000.00	16,000.00		0.00%
Total Dept 1620	TOWN HALL	157,779.36	110,609.76	130,250.00	129,962.50	75,753.28	130,000.00	130,000.00	0.00	-0.19%
Dept 1625	YCCC									
A.1625.0200	EQUIPMENT	79,033.10	44,868.59	0.00	685.00	685.00				0.00%
A.1625.0201	FURNITURE	0.00	0.00	0.00	787.00	243.78				0.00%
A.1625.0401	OFFICE SUPPLIES	183.65	266.18	500.00	500.00	21.40	500.00	500.00		0.00%
A.1625.0401.0001	SUPPLIES.INK & TONER	0.00	0.00	250.00	250.00	184.39	250.00	250.00		0.00%

Date Prepared: 11/16/2020 01:13 PM
 Report Date: 11/16/2020
 Account Table: A EXPENSE

TOWN OF YORKTOWN

Budget Preparation Report

BUD4011 1.0
 Page 11 of 29

Prepared By: PAT

Alt. Sort Table:

Fiscal Year: 2021 Period From: 1 To: 12

Account	Description			Original	Adjusted	2020	2021	2021	2021	Variance To
		2018	2019	2020	2020	Actual	TENTATIVE	PRELIMINA	FINAL	TENTATIVE
		Actual	Actual	Budget	Budget	Per 1-12	Stage	Stage	Stage	Stage
Dept 1625	YCCC									
A.1625.0406	TELECOMMUNICATIONS	6,963.12	7,804.55	8,000.00	8,000.00	7,236.56	8,000.00	8,000.00		0.00%
A.1625.0407	ELECTRIC	38,788.29	37,550.44	52,500.00	52,500.00	16,770.32	52,500.00	52,500.00		0.00%
A.1625.0407.0002	YCCC.NATURAL GAS	4,151.84	5,523.52	7,500.00	7,500.00	4,134.50	7,500.00	7,500.00		0.00%
A.1625.0408	FUEL OIL	82,040.73	59,343.07	127,500.00	132,500.00	17,855.03	127,500.00	127,500.00		0.00%
A.1625.0416	BLDG MAINT	96,977.35	104,072.20	120,000.00	121,761.54	55,509.25	120,000.00	120,000.00		0.00%
A.1625.0416.0001	BLDG MAINT RESTROOM PAPER	986.40	2,903.56	2,000.00	2,000.00	1,795.26	2,000.00	2,000.00		0.00%
A.1625.0416.0030	BUILDING MAINTENANCE.COVID 19	0.00	0.00	0.00	74.95	74.95				0.00%
A.1625.0417	COPIER MAINTENANCE	0.00	0.00	250.00	250.00	0.00	250.00	250.00		0.00%
A.1625.0418	EQUIP MAINT	43.22	59.46	100.00	100.00	35.35	100.00	100.00		0.00%
A.1625.0420	VEHICLE MAINTENANCE	2,483.80	1,544.95	3,500.00	3,500.00	0.00	3,500.00	3,500.00		0.00%
A.1625.0421.0001	COMPUTER SOFTWARE & MAINT	100.00	0.00	75.00	75.00	50.00				-100.00%
A.1625.0450	WATER PURCHASE	3,673.62	3,777.34	4,500.00	4,500.00	1,656.67	4,500.00	4,500.00		0.00%
A.1625.0470	GASOLINE AND OIL	843.90	1,052.04	1,000.00	1,000.00	476.89	1,000.00	1,000.00		0.00%
A.1625.0470.0001	DIESEL	832.43	920.42	1,000.00	1,000.00	339.47	1,000.00	1,000.00		0.00%
Total Dept 1625	YCCC	317,101.45	269,686.32	328,675.00	336,983.49	107,068.82	328,600.00	328,600.00	0.00	-0.02%
Dept 1630	BUILDING MAINTENANCE									
A.1630.0101	SALARIES	486,794.28	505,558.41	539,250.00	539,250.00	431,389.42	534,250.00	534,250.00		-0.93%
A.1630.0105	OVERTIME	29,852.05	26,800.47	30,000.00	30,000.00	3,690.41	30,000.00	30,000.00		0.00%
A.1630.0106	LONGEVITY	3,600.00	3,700.00	4,700.00	4,700.00	3,700.00	5,300.00	5,300.00		12.77%
A.1630.0110	PT/SEASONAL SALARIES	215.00	25,423.70	50,000.00	48,080.00	7,401.50	45,000.00	42,000.00		-10.00%
A.1630.0133	NIGHT DIFF	1,879.94	1,794.10	3,000.00	3,000.00	1,191.43	3,000.00	3,000.00		0.00%
A.1630.0201	EQUIPMENT	0.00	28,214.33	0.00	0.00	0.00				0.00%
A.1630.0406.0001	CELLULAR TELEPHONE..	1,178.28	1,241.79	1,500.00	1,500.00	1,084.41	1,500.00	1,500.00		0.00%
A.1630.0434	UNIFORMS	2,415.85	1,431.42	4,500.00	4,500.00	1,386.94	4,500.00	4,500.00		0.00%
A.1630.0810	MEDICAL INSURANCE	124,172.21	123,967.84	140,100.00	140,100.00	105,225.59	140,100.00	140,100.00		0.00%
A.1630.0811	DENTAL INSURANCE	10,126.40	9,845.08	10,250.00	10,250.00	7,905.64	10,250.00	10,250.00		0.00%

Date Prepared: 11/16/2020 01:13 PM
 Report Date: 11/16/2020
 Account Table: A EXPENSE
 Alt. Sort Table:

TOWN OF YORKTOWN

Budget Preparation Report

BUD4011 1.0
 Page 12 of 29

Prepared By: PAT

Fiscal Year: 2021 Period From: 1 To: 12

Account	Description	2018 Actual	2019 Actual	Original 2020 Budget	Adjusted 2020 Budget	2020 Actual Per 1-12	2021 TENTATIVE Stage	2021 PRELIMINA Stage	2021 FINAL Stage	Variance To TENTATIVE Stage
Dept 1630	BUILDING MAINTENANCE									
A.1630.0812	VISION INSURANCE	2,953.50	2,685.00	2,900.00	2,900.00	2,148.00	2,750.00	2,750.00		-5.17%
Total Dept 1630	BUILDING MAINTENANCE	663,187.51	730,662.14	786,200.00	784,280.00	565,123.34	776,650.00	773,650.00	0.00	-1.21%
Dept 1640	PUBLIC SAFETY									
A.1640.0101	SALARIES	120,453.54	123,220.13	126,325.00	126,325.00	102,919.54	126,325.00	126,325.00		0.00%
A.1640.0105	OVERTIME	1,948.02	1,919.15	1,000.00	15,064.48	15,064.48	1,000.00	1,000.00		0.00%
A.1640.0106	LONGEVITY	1,300.00	1,600.00	1,600.00	1,600.00	1,600.00	1,600.00	1,600.00		0.00%
A.1640.0201	EQUIPMENT	0.00	67.27	0.00	0.00	0.00				0.00%
A.1640.0201.0001	ANIMAL CONTROL EQUIP	0.00	196.44	1,000.00	1,000.00	51.89	500.00	500.00		-50.00%
A.1640.0406.0001	CELLULAR TELEPHONE	196.14	197.49	250.00	250.00	37.31	250.00	250.00		0.00%
A.1640.0407	ELECTRIC	37,823.90	32,336.43	40,000.00	40,000.00	17,085.35	40,000.00	40,000.00		0.00%
A.1640.0408	FUEL OIL	19,992.69	20,907.69	20,000.00	20,000.00	7,400.49	20,000.00	20,000.00		0.00%
A.1640.0416	MAINTENANCE	2,469.61	2,401.03	7,500.00	7,346.59	300.00	5,000.00	5,000.00		-33.33%
A.1640.0420	VEHICLE MAINTENANCE	0.00	0.00	250.00	250.00	0.00				-100.00%
A.1640.0434	UNIFORMS	1,169.07	1,116.07	1,250.00	1,250.00	813.42	1,250.00	1,250.00		0.00%
A.1640.0810	MEDICAL INSURANCE	30,336.88	31,173.06	35,000.00	35,000.00	25,706.65	35,000.00	35,000.00		0.00%
A.1640.0811	DENTAL INSURANCE	2,945.70	2,977.24	3,500.00	3,500.00	2,355.98	3,000.00	3,000.00		-14.29%
A.1640.0812	VISION INSURANCE	644.40	644.40	750.00	750.00	537.00	750.00	750.00		0.00%
Total Dept 1640	PUBLIC SAFETY	219,279.95	218,756.40	238,425.00	252,336.07	173,872.11	234,675.00	234,675.00	0.00	-1.57%
Dept 1670	CENTRAL SERVICES									
A.1670.0412	POSTAGE	29,105.15	191,625.39	42,750.00	42,750.00	25,976.54	42,750.00	42,750.00		0.00%
A.1670.0417	COPIER MAINTENANCE	704.21	818.54	1,500.00	1,500.00	478.94	1,500.00	1,500.00		0.00%
A.1670.0418	EQUIP MAINT	5,574.84	4,732.20	7,500.00	7,500.00	5,293.06	5,000.00	5,000.00		-33.33%
A.1670.0420	VEHICLE MAINTENANCE	1,319.26	135.01	2,000.00	2,000.00	228.93	750.00	750.00		-62.50%
A.1670.0470	GASOLINE AND OIL	733.17	491.15	2,000.00	2,000.00	310.51	750.00	750.00		-62.50%
Total Dept 1670	CENTRAL SERVICES	37,436.63	197,802.29	55,750.00	55,750.00	32,287.98	50,750.00	50,750.00	0.00	-8.97%
Dept 1910	UNALLOCATED INSURANCE									
A.1910.0467	LIABILITY	341,345.84	346,079.00	360,000.00	350,273.00	330,314.14	360,000.00	360,000.00		0.00%

Date Prepared: 11/16/2020 01:13 PM
 Report Date: 11/16/2020
 Account Table: A EXPENSE

TOWN OF YORKTOWN

Budget Preparation Report

BUD4011 1.0
 Page 13 of 29

Prepared By: PAT

Alt. Sort Table:

Fiscal Year: 2021 Period From: 1 To: 12

Account	Description	2018 Actual	2019 Actual	Original 2020 Budget	Adjusted 2020 Budget	2020 Actual Per 1-12	2021 TENTATIVE Stage	2021 PRELIMINA Stage	2021 FINAL Stage	Variance To TENTATIVE Stage
Dept 1910	UNALLOCATED INSURANCE									
Total Dept 1910	UNALLOCATED INSURANCE	341,345.84	346,079.00	360,000.00	350,273.00	330,314.14	360,000.00	360,000.00	0.00	0.00%
Dept 1920	MUNICIPAL ASSOCIATION DUES									
A.1920.0428	ANNUAL DUES/WMOA	2,800.00	2,800.00	3,000.00	3,000.00	0.00	3,000.00	3,000.00		0.00%
Total Dept 1920	MUNICIPAL ASSOCIATION DUES	2,800.00	2,800.00	3,000.00	3,000.00	0.00	3,000.00	3,000.00	0.00	0.00%
Dept 1950	TAXES ON TOWN PROPERTY									
A.1950.0497	TAXES	26,812.30	40,406.31	90,000.00	85,000.00	12,390.42	75,000.00	75,000.00		-16.67%
Total Dept 1950	TAXES ON TOWN PROPERTY	26,812.30	40,406.31	90,000.00	85,000.00	12,390.42	75,000.00	75,000.00	0.00	-16.67%
Dept 1964	REFUND OF REAL PROPERTY TAXES									
A.1964.0498	TAX REFUNDS	3,516.22	30,065.70	150,000.00	150,000.00	27,588.30	125,000.00	125,000.00		-16.67%
Total Dept 1964	REFUND OF REAL PROPERTY TAXES	3,516.22	30,065.70	150,000.00	150,000.00	27,588.30	125,000.00	125,000.00	0.00	-16.67%
Dept 1990	CONTINGENCY									
A.1990.0499	CONTINGENCY	(126,946.08)	0.00	100,000.00	65,000.00	0.00	100,000.00	100,000.00		0.00%
A.1990.0499.0001	CONTINGENCY.CAPITAL PROJECTS	126,946.08	0.00	400,000.00	375,510.00	12,500.00	400,000.00	400,000.00		0.00%
Total Dept 1990	CONTINGENCY	0.00	0.00	500,000.00	440,510.00	12,500.00	500,000.00	500,000.00	0.00	0.00%
Dept 3120	LAW ENFORCEMENT									
A.3120.0101	SALARIES NON- UNIFORM	439,201.21	419,245.34	460,475.00	459,609.32	367,984.64	460,775.00	460,775.00		0.07%
A.3120.0102	SALARIES UNIFORMED	5,921,164.10	6,203,614.95	6,745,750.00	6,650,205.74	5,363,154.06	6,936,100.00	6,936,100.00		2.82%
A.3120.0105	OVERTIME CIVIL	27,543.50	30,725.04	35,000.00	34,354.96	13,972.31	35,000.00	35,000.00		0.00%
A.3120.0106	LONGEVITY	94,250.00	90,121.96	95,375.00	87,159.04	74,750.00	92,500.00	92,500.00		-3.01%
A.3120.0106.0001	SICK REWARD.	205,447.48	221,269.38	244,500.00	244,500.00	240,907.45	250,000.00	250,000.00		2.25%
A.3120.0107	HOLIDAY	260,245.62	256,099.95	270,000.00	270,000.00	0.00	275,000.00	275,000.00		1.85%
A.3120.0108	LUMP SUM	37,899.76	92,968.00	0.00	39,991.82	39,991.82				0.00%
A.3120.0111	OVERTIME POLICE	481,135.72	488,184.76	350,000.00	421,675.51	421,176.55	350,000.00	350,000.00		0.00%
A.3120.0111.0003	OT.EVENTS	16,366.92	20,669.39	20,000.00	20,000.00	18,368.24	25,000.00	25,000.00		25.00%
A.3120.0111.0004	OT.TRAFFIC CONTROL	2,213.52	23,737.50	0.00	0.00	0.00				0.00%

TOWN OF YORKTOWN

Budget Preparation Report

Alt. Sort Table:

Fiscal Year: 2021 Period From: 1 To: 12

Account	Description	2018	2019	Original	Adjusted	2020	2021	2021	2021	Variance To
		Actual	Actual	2020 Budget	2020 Budget	Actual Per 1-12	TENTATIVE Stage	PRELIMINA Stage	FINAL Stage	TENTATIVE Stage
Dept 3120	LAW ENFORCEMENT									
A.3120.0111.0005	OT.TWN HALL SECURITY	4,169.80	6,866.82	10,000.00	2,529.88	2,337.83	10,000.00	10,000.00		0.00%
A.3120.0112	HOLIDAY PAY CIVILIAN	8,311.68	6,472.09	8,550.00	8,550.00	0.00	8,750.00	8,750.00		2.34%
A.3120.0114	LUMP SUM VACATION	20,377.61	32,642.44	22,500.00	22,500.00	6,838.30	25,000.00	25,000.00		11.11%
A.3120.0116	CLOTHING ALLOWANCE	7,500.00	7,500.00	7,500.00	7,500.00	7,500.00	7,500.00	7,500.00		0.00%
A.3120.0117	K9 STIPEND	0.00	14,531.51	8,000.00	8,000.00	6,485.60	7,750.00	7,750.00		-3.13%
A.3120.0131	STIPEND	20,064.73	20,641.58	20,255.00	21,255.00	17,543.68	20,255.00	20,255.00		0.00%
A.3120.0133	NIGHT DIFF	0.00	0.00	0.00	0.00	0.00	45,000.00	45,000.00		100.00%
A.3120.0201	POLICE EQUIPMENT	62,057.30	27,792.55	30,000.00	28,750.00	7,410.26	25,000.00	25,000.00		-16.67%
A.3120.0201.0030	EQUIPMENT.COVID 19	0.00	0.00	0.00	700.00	700.00				0.00%
A.3120.0202	OFFICE FURNITURE	664.98	1,069.95	1,000.00	0.00	0.00				-100.00%
A.3120.0210	VEHICLES	169,274.95	177,685.15	142,000.00	167,486.00	25,486.00	35,000.00	35,000.00		-75.35%
A.3120.0210.0001	VEHICLE EQUIPMENT	47,346.04	53,526.65	45,000.00	45,000.00	6,652.32	11,250.00	11,250.00		-75.00%
A.3120.0401	SUPPLIES.OFFICE	2,789.18	2,537.45	4,000.00	4,000.00	1,466.43	3,000.00	3,000.00		-25.00%
A.3120.0401.0001	SUPPLIES.INK & TONER	2,203.35	1,728.83	2,000.00	2,000.00	1,256.63	2,000.00	2,000.00		0.00%
A.3120.0402	TACTICAL SUPPLIES	3,610.03	5,106.22	6,500.00	6,500.00	1,907.70	15,000.00	15,000.00		130.77%
A.3120.0404	MILEAGE/TOLLS	300.00	300.00	500.00	500.00	0.00	300.00	300.00		-40.00%
A.3120.0406	TELECOMMUNICATIONS	12,781.40	14,386.61	13,000.00	13,000.00	11,686.08	13,500.00	13,500.00		3.85%
A.3120.0406.0001	CELLULAR TELEPHONES..	4,042.46	4,893.30	6,000.00	8,625.00	7,620.47	8,750.00	8,750.00		45.83%
A.3120.0406.0002	TELECOMMUN.VEH COMPUTERS	10,918.88	11,042.76	12,500.00	12,500.00	10,122.53	12,500.00	12,500.00		0.00%
A.3120.0408	FUEL OIL	485.87	0.00	0.00	0.00	0.00				0.00%
A.3120.0410	PUBLICATIONS	225.40	225.40	750.00	750.00	112.45	750.00	750.00		0.00%
A.3120.0411	PRINTING	1,735.60	360.70	1,500.00	500.00	204.05	50.00	50.00		-96.67%
A.3120.0412	POSTAGE	39.50	17.95	150.00	150.00	25.72	50.00	50.00		-66.67%
A.3120.0416	BUILDING MAINTENANCE	21,446.20	15,366.35	17,500.00	22,120.93	10,760.14	16,500.00	16,500.00		-5.71%
A.3120.0416.0001	BLDG MAINT RESTROOM PAPER	1,704.34	1,035.16	1,750.00	2,057.04	1,323.36	1,750.00	1,750.00		0.00%

Date Prepared: 11/16/2020 01:13 PM
 Report Date: 11/16/2020
 Account Table: A EXPENSE

TOWN OF YORKTOWN

Budget Preparation Report

BUD4011 1.0
 Page 15 of 29

Prepared By: PAT

Alt. Sort Table:

Fiscal Year: 2021 Period From: 1 To: 12

Account	Description	2018	2019	Original	Adjusted	2020	2021	2021	2021	Variance To
		Actual	Actual	2020 Budget	2020 Budget	Actual Per 1-12	TENTATIVE Stage	PRELIMINA Stage	FINAL Stage	TENTATIVE Stage
Dept 3120	LAW ENFORCEMENT									
A.3120.0416.0030	BUILDING MAINTENANCE.COVID 19	0.00	0.00	0.00	322.03	322.03				0.00%
A.3120.0417	COPIER MAINTENANCE	2.19	1.50	25.00	25.00	8.96	25.00	25.00		0.00%
A.3120.0418	EQUIP MAINT	6,916.45	5,884.10	17,250.00	17,250.00	1,687.51	10,000.00	10,000.00		-42.03%
A.3120.0420	VEHICLE MAINTENANCE	43,060.31	36,911.17	40,000.00	39,430.14	33,989.78	25,000.00	25,000.00		-37.50%
A.3120.0420.0030	VEHICLE MAINTENANCE.COVID 19	0.00	0.00	0.00	569.86	569.86				0.00%
A.3120.0421	COMPUTER MAINTENANCE	0.00	0.00	0.00	2,191.14	2,191.14				0.00%
A.3120.0421.0001	COMPUTER SUPPORT/SOFTWARE	30,556.62	27,217.71	65,000.00	181,659.36	42,975.15	62,500.00	62,500.00		-3.85%
A.3120.0423	TRAINING	28,655.01	23,113.11	35,000.00	34,475.00	7,831.25	20,000.00	20,000.00		-42.86%
A.3120.0424	COMMUNICATION	6,357.16	0.00	2,500.00	2,500.00	0.00				-100.00%
A.3120.0425.0001	ANIMAL CONTROL	1,106.65	1,452.00	5,000.00	5,000.00	380.00	2,500.00	2,500.00		-50.00%
A.3120.0426	FERAL CAT CONTROL	142.90	1,128.82	500.00	500.00	0.00	500.00	500.00		0.00%
A.3120.0428	DUES & MEMBERSHIP	940.00	500.00	1,000.00	1,000.00	840.00	1,000.00	1,000.00		0.00%
A.3120.0430	NEIGHBOR WATCH	1,019.08	977.30	1,000.00	1,000.00	999.92	1,000.00	1,000.00		0.00%
A.3120.0431	K9 EXPENSE	1,765.59	1,220.39	4,500.00	4,500.00	1,331.84	2,500.00	2,500.00		-44.44%
A.3120.0432	INVEST EXPEN	1,500.00	0.00	2,500.00	2,500.00	650.00	1,500.00	1,500.00		-40.00%
A.3120.0434	UNIFORMS	28,453.25	37,444.35	37,000.00	37,440.00	12,233.83	37,000.00	37,000.00		0.00%
A.3120.0435	UNIFORM CLEANING	19,165.00	17,937.00	29,000.00	29,000.00	11,864.00	25,000.00	25,000.00		-13.79%
A.3120.0448	COLLEGE TUITION	5,636.91	5,370.52	10,300.00	10,300.00	3,139.51	7,500.00	7,500.00		-27.18%
A.3120.0450	WATER	3,140.51	1,974.96	2,000.00	2,345.00	2,274.52	2,000.00	2,000.00		0.00%
A.3120.0467	INSURANCE	58,224.00	46,445.00	85,000.00	85,000.00	84,339.00	100,000.00	100,000.00		17.65%
A.3120.0470	GAS AND OIL	87,080.54	76,599.73	100,000.00	88,584.38	45,778.35	95,000.00	95,000.00		-5.00%
A.3120.0470.0001	DIESEL FUEL..	59.43	33.30	0.00	21.84	21.84	75.00	75.00		100.00%
A.3120.0490	PROF SERVICES	4,619.48	6,190.23	2,500.00	19,075.70	13,872.60	5,000.00	5,000.00		100.00%
A.3120.0810	MEDICAL INSURANCE	1,247,442.20	1,261,456.70	1,425,000.00	1,425,000.00	1,033,372.96	1,401,250.00	1,401,250.00		-1.67%
A.3120.0810.0001	PD RETIREE MED DECLINE	65,876.48	66,893.24	74,500.00	74,500.00	45,063.97	65,750.00	65,750.00		-11.74%

Date Prepared: 11/16/2020 01:13 PM
 Report Date: 11/16/2020
 Account Table: A EXPENSE

TOWN OF YORKTOWN

Budget Preparation Report

BUD4011 1.0
 Page 16 of 29

Prepared By: PAT

Alt. Sort Table:

Fiscal Year: 2021 Period From: 1 To: 12

Account	Description	2018	2019	Original	Adjusted	2020	2021	2021	2021	Variance To
		Actual	Actual	2020 Budget	2020 Budget	Actual Per 1-12	TENTATIVE Stage	PRELIMINA Stage	FINAL Stage	TENTATIVE Stage
Dept 3120	LAW ENFORCEMENT									
A.3120.0811	DENTAL INSURANCE	8,290.64	7,578.15	8,750.00	8,750.00	5,968.51	7,750.00	7,750.00		-11.43%
A.3120.0812	VISION INSURANCE	2,228.55	2,201.70	2,500.00	2,500.00	1,879.50	2,500.00	2,500.00		0.00%
A.3120.0813	PBA WELFARE CONTRIB	107,384.04	107,384.04	115,000.00	115,000.00	101,330.37	115,000.00	115,000.00		0.00%
Total Dept 3120	LAW ENFORCEMENT	9,647,140.12	9,988,280.76	10,647,880.00	10,802,909.69	8,122,661.02	10,684,380.00	10,684,380.00	0.00	0.34%
Dept 3150	JAIL									
A.3150.0426	PRIS.SUB	61.57	516.51	500.00	500.00	0.00	500.00	500.00		0.00%
Total Dept 3150	JAIL	61.57	516.51	500.00	500.00	0.00	500.00	500.00	0.00	0.00%
Dept 3310	TRAFFIC CONTROL									
A.3310.0429	ST SI MARKING	6,456.65	20,589.62	7,500.00	19,453.76	15,927.36	10,000.00	10,000.00		33.33%
A.3310.0430	SIGNAL MAINTENANCE	0.00	0.00	1,500.00	1,500.00	0.00				-100.00%
A.3310.0431	PAVEMENT MARKING	19,066.31	15,260.67	15,000.00	15,000.00	0.00	15,000.00	15,000.00		0.00%
A.3310.0490	PROFESSIONAL SERVICES	0.00	0.00	10,000.00	8,773.24	0.00				-100.00%
Total Dept 3310	TRAFFIC CONTROL	25,522.96	35,850.29	34,000.00	44,727.00	15,927.36	25,000.00	25,000.00	0.00	-26.47%
Dept 3620	BUILDING DEPARTMENT									
A.3620.0101	SALARIES	602,050.13	593,095.59	755,575.00	746,783.50	523,396.60	761,500.00	766,500.00		0.78%
A.3620.0105	OVERTIME	2,016.40	2,528.98	10,000.00	10,000.00	1,562.46	7,500.00	5,000.00		-25.00%
A.3620.0106	LONGEVITY	4,500.00	4,700.00	4,700.00	3,559.58	2,000.00	5,000.00	5,000.00		6.38%
A.3620.0108	LUMP SUM PAYMENT	6,852.67	0.00	0.00	12,215.63	12,215.63				0.00%
A.3620.0110	PART TIME SALARIES	10,833.00	32,410.50	25,000.00	25,000.00	10,110.00				-100.00%
A.3620.0201	EQUIPMENT	881.20	1,295.90	0.00	0.00	0.00				0.00%
A.3620.0401	SUPPLIES	4,753.28	2,965.40	3,500.00	3,345.25	770.75	3,500.00	3,500.00		0.00%
A.3620.0401.0030	SUPPLIES.COVID 19	0.00	0.00	0.00	154.75	154.75				0.00%
A.3620.0406.0001	CELLULAR TELEPHONE..	4,410.07	4,299.89	5,700.00	5,700.00	4,112.30	5,700.00	5,700.00		0.00%
A.3620.0410	PUBLICATIONS	1,400.00	1,400.00	1,750.00	1,750.00	0.00	1,750.00	1,750.00		0.00%
A.3620.0418	EQUIP MAINT	1,139.16	745.04	750.00	750.00	590.37	750.00	750.00		0.00%
A.3620.0420	VEHICLE MAINTENANCE	3,846.67	3,436.76	4,000.00	4,000.00	2,394.75	4,000.00	4,000.00		0.00%

TOWN OF YORKTOWN

Budget Preparation Report

Fiscal Year: 2021 Period From: 1 To: 12

Account	Description	2018	2019	Original	Adjusted	2020	2021	2021	2021	Variance To
		Actual	Actual	2020 Budget	2020 Budget	Actual Per 1-12	TENTATIVE Stage	PRELIMINA Stage	FINAL Stage	TENTATIVE Stage
Dept 3620	BUILDING DEPARTMENT									
A.3620.0421.0001	COMPUTER SUPPORT/SOFTWARE	4,708.03	4,700.00	6,500.00	6,500.00	1,200.00	32,175.00	32,175.00		395.00%
A.3620.0423	TRAINING	2,245.00	1,445.00	3,000.00	3,375.00	150.00	3,000.00	2,000.00		0.00%
A.3620.0428	DUES	340.00	424.00	1,000.00	1,000.00	0.00	500.00	500.00		-50.00%
A.3620.0434	UNIFORMS	83.94	0.00	1,500.00	1,500.00	0.00	1,500.00	1,000.00		0.00%
A.3620.0470	GASOLINE AND OIL	5,173.73	3,347.05	5,000.00	5,000.00	2,412.78	5,000.00	4,000.00		0.00%
A.3620.0490	PROFESSIONAL SERVICES	101,328.00	91,325.00	0.00	2,400.00	0.00				0.00%
A.3620.0810	MEDICAL INSURANCE	101,950.81	102,940.73	160,750.00	160,750.00	83,341.45	115,000.00	115,000.00		-28.46%
A.3620.0811	DENTAL INSURANCE	7,825.35	7,542.38	10,575.00	10,575.00	7,616.31	9,250.00	9,250.00		-12.53%
A.3620.0812	VISION INSURANCE	2,309.10	2,416.50	3,100.00	3,100.00	2,255.40	3,000.00	3,000.00		-3.23%
Total Dept 3620	BUILDING DEPARTMENT	868,646.54	861,018.72	1,002,400.00	1,007,458.71	654,283.55	959,125.00	959,125.00	0.00	-4.32%
Dept 4562	HEALTH SERVICE									
A.4562.0493	HUDSON RIVER HEALTHCARE	1,250.00	1,250.00	1,250.00	1,250.00	0.00	1,250.00	1,250.00		0.00%
Total Dept 4562	HEALTH SERVICE	1,250.00	1,250.00	1,250.00	1,250.00	0.00	1,250.00	1,250.00	0.00	0.00%
Dept 5010	HIGHWAY ADMINISTRATION									
A.5010.0101	SALARIES	190,128.06	201,929.96	211,700.00	211,700.00	176,808.90	214,000.00	214,000.00		1.09%
A.5010.0106	LONGEVITY	1,600.00	1,600.00	1,600.00	1,600.00	1,600.00	1,600.00	1,600.00		0.00%
A.5010.0201	EQUIPMENT	116.99	5,916.20	0.00	0.00	0.00				0.00%
A.5010.0401	OFFICE SUPPLIES	872.73	619.64	500.00	720.00	633.23	750.00	750.00		50.00%
A.5010.0401.0001	SUPPLIES.INK & TONER	275.52	640.88	500.00	280.00	195.31	500.00	500.00		0.00%
A.5010.0405	CONFERENCES	808.01	0.00	1,500.00	0.00	0.00				-100.00%
A.5010.0406	TELECOMMUNICATIONS	2,840.64	3,000.79	3,000.00	3,000.00	2,931.86	3,000.00	3,000.00		0.00%
A.5010.0417	COPIER MAINTENANCE	301.92	229.34	500.00	500.00	113.69	500.00	500.00		0.00%
A.5010.0428	DUES	300.00	0.00	250.00	300.00	0.00	250.00	250.00		0.00%
A.5010.0810	MEDICAL INSURANCE	30,336.90	31,173.00	34,750.00	34,750.00	25,706.65	34,750.00	34,750.00		0.00%
A.5010.0811	DENTAL INSURANCE	1,996.53	2,017.92	2,500.00	2,500.00	1,596.84	2,500.00	2,500.00		0.00%
A.5010.0812	VISION INSURANCE	644.40	644.40	750.00	750.00	537.00	750.00	750.00		0.00%

Date Prepared: 11/16/2020 01:13 PM
 Report Date: 11/16/2020
 Account Table: A EXPENSE

TOWN OF YORKTOWN

Budget Preparation Report

BUD4011 1.0
 Page 18 of 29

Prepared By: PAT

Alt. Sort Table:

Fiscal Year: 2021 Period From: 1 To: 12

Account	Description	2018	2019	Original	Adjusted	2020	2021	2021	2021	Variance To
		Actual	Actual	2020 Budget	2020 Budget	Actual Per 1-12	TENTATIVE Stage	PRELIMINA Stage	FINAL Stage	TENTATIVE Stage
Dept 5010	HIGHWAY ADMINISTRATION									
Total Dept 5010	HIGHWAY ADMINISTRATION	230,221.70	247,772.13	257,550.00	256,100.00	210,123.48	258,600.00	258,600.00	0.00	0.41%
Dept 5182	STREET LIGHTING									
A.5182.0200	EQUIPMENT	0.00	115,732.81	0.00	0.00	0.00				0.00%
A.5182.0407	ELECTRICITY	113,220.47	114,963.07	117,500.00	117,500.00	87,312.26	117,500.00	117,500.00		0.00%
A.5182.0418	EQUIP MAINT	17,369.50	44,003.37	45,000.00	44,775.00	27,710.12	45,000.00	45,000.00		0.00%
Total Dept 5182	STREET LIGHTING	130,589.97	274,699.25	162,500.00	162,275.00	115,022.38	162,500.00	162,500.00	0.00	0.00%
Dept 6510	VETERANS SERVICES									
A.6510.0430	PROGRAM EXPENSE	1,529.38	988.15	3,000.00	3,000.00	894.55	2,500.00	2,500.00		-16.67%
Total Dept 6510	VETERANS SERVICES	1,529.38	988.15	3,000.00	3,000.00	894.55	2,500.00	2,500.00	0.00	-16.67%
Dept 6772	PROGRAMS FOR AGED									
A.6772.0101	SALARIES	344,236.25	318,807.40	429,750.00	429,750.00	335,619.27	417,500.00	420,650.00		-2.85%
A.6772.0105	OVERTIME	1,145.26	213.39	1,500.00	1,500.00	0.00	1,500.00	1,500.00		0.00%
A.6772.0106	LONGEVITY	3,900.00	2,900.00	2,300.00	2,300.00	2,300.00	2,600.00	2,600.00		13.04%
A.6772.0108	LUMP SUM PAYMENT	0.00	24,363.26	0.00	0.00	0.00				0.00%
A.6772.0110	TEMP HELP	10,151.25	22,619.00	23,700.00	23,700.00	17,472.50	23,700.00	23,700.00		0.00%
A.6772.0201	EQUIPMENT	679.96	5,323.00	5,000.00	5,000.00	754.23	5,000.00	5,000.00		0.00%
A.6772.0401	SUPPLIES	278.98	409.03	500.00	446.20	140.00	500.00	500.00		0.00%
A.6772.0401.0001	SUPPLIES.INK & TONER	172.74	17.50	250.00	250.00	0.00	250.00	250.00		0.00%
A.6772.0401.0002	SUPP.INK/TONER-COMP LAB	0.00	0.00	250.00	250.00	0.00	250.00	250.00		0.00%
A.6772.0401.0030	SUPPLIES.COVID 19	0.00	0.00	0.00	53.80	53.80				0.00%
A.6772.0402	DEPT SUPPLIES	9,950.46	11,293.52	9,500.00	6,185.54	3,154.94	9,500.00	9,500.00		0.00%
A.6772.0402.0001	DEPT SUPPLIES	0.00	211.60	250.00	250.00	0.00	250.00	250.00		0.00%
A.6772.0402.0030	DEPT SUPPLIES.COVID 19	0.00	0.00	0.00	3,314.46	3,314.46				0.00%
A.6772.0406.0001	CELLULAR TELEPHONE..	399.79	380.66	500.00	500.00	347.73	500.00	500.00		0.00%
A.6772.0412	POSTAGE	100.00	100.00	110.00	110.00	0.00	110.00	110.00		0.00%
A.6772.0416	FACILITY MAINTENANCE	1,070.00	1,250.00	2,000.00	1,581.08	350.00	2,000.00	2,000.00		0.00%

Date Prepared: 11/16/2020 01:13 PM
 Report Date: 11/16/2020
 Account Table: A EXPENSE
 Alt. Sort Table:

TOWN OF YORKTOWN

Budget Preparation Report

BUD4011 1.0
 Page 19 of 29

Prepared By: PAT

Fiscal Year: 2021 Period From: 1 To: 12

Account	Description	2018 Actual	2019 Actual	Original 2020 Budget	Adjusted 2020 Budget	2020 Actual Per 1-12	2021 TENTATIVE Stage	2021 PRELIMINA Stage	2021 FINAL Stage	Variance To TENTATIVE Stage
Dept 6772	PROGRAMS FOR AGED									
A.6772.0416.0030	BUILDING MAINTENANCE.COVID 19	0.00	0.00	0.00	418.92	418.92				0.00%
A.6772.0417	COPIER MAINTENANCE	536.66	547.36	600.00	600.00	515.52	600.00	600.00		0.00%
A.6772.0418	EQUIP MAINT	1,489.50	1,591.92	5,000.00	3,900.00	2,097.00	5,000.00	4,500.00		0.00%
A.6772.0420	VEHICLE MAINTENANCE	5,196.03	6,080.59	5,000.00	5,000.00	999.39	4,000.00	3,500.00		-20.00%
A.6772.0423	EMPLOYEE TRAINING	200.00	170.50	300.00	300.00	0.00	300.00	300.00		0.00%
A.6772.0425	FOOD SERVICE	116,430.39	117,345.51	123,000.00	104,856.90	63,887.92	200,000.00	200,000.00		62.60%
A.6772.0425.0030	COVID 19.FOOD SERVICE	0.00	0.00	0.00	58,143.10	58,143.10				0.00%
A.6772.0434	UNIFORMS	882.95	1,270.23	1,300.00	1,300.00	311.75	1,300.00	1,300.00		0.00%
A.6772.0470	GAS AND OIL	6,258.37	5,841.12	9,000.00	9,000.00	3,456.60	9,000.00	7,850.00		0.00%
A.6772.0470.0001	DIESEL FUEL..	3,123.70	3,619.83	3,000.00	3,000.00	1,008.77	3,000.00	2,000.00		0.00%
A.6772.0480	GRANTEXPENDITURES	0.00	1,980.96	0.00	0.00	0.00				0.00%
A.6772.0810	MEDICAL INSURANCE	112,173.77	104,283.97	140,750.00	140,750.00	105,222.94	140,750.00	140,750.00		0.00%
A.6772.0811	DENTAL INSURANCE	10,833.63	9,744.84	13,500.00	13,500.00	8,664.78	11,500.00	11,500.00		-14.81%
A.6772.0812	VISION INSURANCE	2,577.60	2,309.10	2,750.00	2,750.00	2,121.15	2,750.00	2,750.00		0.00%
Total Dept 6772	PROGRAMS FOR AGED	631,787.29	642,674.29	779,810.00	818,710.00	610,354.77	841,860.00	841,860.00	0.00	7.96%
Dept 7020	RECREATION ADMINISTRATION									
A.7020.0101	SALARIES	404,551.04	373,901.27	434,750.00	427,612.45	280,850.56	448,250.00	448,250.00		3.11%
A.7020.0105	OVERTIME	0.00	1,954.81	1,000.00	1,523.67	1,523.67	1,000.00	1,000.00		0.00%
A.7020.0106	LONGEVITY	4,000.00	2,900.00	2,900.00	3,200.00	3,200.00	3,200.00	3,200.00		10.34%
A.7020.0108	LUMP SUM PAY	3,639.85	17,619.42	0.00	2,107.30	2,107.30				0.00%
A.7020.0110	TEMP HELP	20,573.58	24,339.36	22,500.00	17,500.00	10,630.25	22,500.00	22,500.00		0.00%
A.7020.0200	EQUIPMENT	0.00	473.00	0.00	0.00	0.00				0.00%
A.7020.0202	OFFICE FURNITURE	0.00	0.00	0.00	176.71	176.71				0.00%
A.7020.0401	SUPPLIES	2,023.80	2,429.64	2,500.00	2,323.29	568.26	2,500.00	2,500.00		0.00%
A.7020.0401.0001	SUPPLIES.INK & TONER	409.21	475.62	500.00	500.00	172.96	500.00	500.00		0.00%
A.7020.0402	DEPT SUPPLIES	1,491.50	632.00	1,500.00	1,124.36	0.00	2,000.00	2,000.00		-33.33%

TOWN OF YORKTOWN

Budget Preparation Report

Fiscal Year: 2021 Period From: 1 To: 12

Account	Description	2018	2019	Original	Adjusted	2020	2021	2021	2021	Variance To
		Actual	Actual	2020 Budget	2020 Budget	Actual Per 1-12	TENTATIVE Stage	PRELIMINA Stage	FINAL Stage	TENTATIVE Stage
Dept 7020	RECREATION ADMINISTRATION									
A.7020.0406	TELECOMMUNICATIONS	3,467.41	4,322.13	3,750.00	3,750.00	3,680.31	4,250.00	4,250.00		13.33%
A.7020.0406.0001	CELLULAR TELEPHONE..	1,459.16	2,155.61	1,750.00	1,750.00	1,768.26	2,000.00	2,000.00		14.29%
A.7020.0407	ELECTRICITY	7,508.96	6,707.70	9,000.00	8,563.88	4,224.79	8,000.00	8,000.00		-11.11%
A.7020.0411	PRINTING	12,858.00	12,922.00	14,000.00	14,000.00	6,955.00	14,000.00	14,000.00		0.00%
A.7020.0412	POSTAGE	4,758.26	5,020.00	5,000.00	5,000.00	2,436.84	5,000.00	5,000.00		0.00%
A.7020.0416	REC BUILDING MAINTENANCE	2,184.16	2,623.98	2,750.00	3,397.68	2,197.16	2,750.00	2,750.00		0.00%
A.7020.0416.0001	BLDG MAINT RESTROOM PAPER	261.01	270.06	300.00	195.00	0.00	300.00	300.00		0.00%
A.7020.0416.0030	BUILDING MAINTENANCE.COVID 19	0.00	0.00	0.00	32.96	32.96				0.00%
A.7020.0417	COPIER MAINTENANCE	2,312.45	1,884.67	2,500.00	2,500.00	897.95	2,500.00	2,500.00		0.00%
A.7020.0418	EQUIP MAINT	0.00	214.99	250.00	250.00	0.00	250.00	250.00		0.00%
A.7020.0420	VEHICLE MAINTENANCE	45.68	459.86	1,000.00	1,000.00	14.92	750.00	750.00		-25.00%
A.7020.0421	COMPUTER MAINTENANCE	3,364.00	313.63	2,000.00	15,500.00	12,912.91				-100.00%
A.7020.0421.0001	COMPUTER SUPPORT/SOFTWARE	0.00	0.00	0.00	0.00	0.00	7,500.00	7,500.00		100.00%
A.7020.0425	CONTRACTUAL	150.00	300.00	1,500.00	1,500.00	1,200.00	1,500.00	1,500.00		0.00%
A.7020.0428	DUES	940.00	485.00	1,000.00	1,000.00	60.00	1,000.00	1,000.00		0.00%
A.7020.0431	SIGNAGE	255.00	0.00	500.00	500.00	0.00				-100.00%
A.7020.0434	UNIFORMS	526.00	67.98	450.00	650.00	0.00	450.00	450.00		0.00%
A.7020.0450	WATER PURCHASE	115.98	131.52	150.00	150.00	66.23	150.00	150.00		0.00%
A.7020.0490	SPECIAL PROGRAM	38,282.00	38,232.00	38,250.00	38,250.00	0.00	38,250.00	38,250.00		0.00%
A.7020.0810	MEDICAL INSURANCE	63,498.54	51,300.36	72,500.00	57,500.00	25,706.65	55,000.00	55,000.00		-24.14%
A.7020.0811	DENTAL INSURANCE	7,364.25	6,459.37	8,000.00	8,000.00	3,952.82	6,250.00	6,250.00		-21.88%
A.7020.0812	VISION INSURANCE	1,611.00	1,449.90	1,750.00	1,750.00	1,074.00	1,950.00	1,950.00		11.43%
Total Dept 7020	RECREATION ADMINISTRATION	587,650.84	560,045.88	632,050.00	621,307.30	366,410.51	631,800.00	631,800.00	0.00	-0.04%
Dept 7110	PARKS									
A.7110.0101	SALARIES	775,725.30	856,465.06	955,350.00	955,350.00	717,880.32	965,100.00	965,100.00		1.02%

Date Prepared: 11/16/2020 01:13 PM
 Report Date: 11/16/2020
 Account Table: A EXPENSE

TOWN OF YORKTOWN

Budget Preparation Report

BUD4011 1.0
 Page 21 of 29
 Prepared By: PAT

Alt. Sort Table: Fiscal Year: 2021 Period From: 1 To: 12

Account	Description	2018	2019	Original	Adjusted	2020	2021	2021	2021	Variance To
		Actual	Actual	2020 Budget	2020 Budget	Actual Per 1-12	TENTATIVE Stage	PRELIMINA Stage	FINAL Stage	TENTATIVE Stage
Dept 7110	PARKS									
A.7110.0105	OVERTIME	27,415.62	17,289.89	15,000.00	14,800.00	5,208.75	15,000.00	15,000.00		0.00%
A.7110.0106	LONGEVITY	11,900.00	12,600.00	12,600.00	12,800.00	12,800.00	12,800.00	12,800.00		1.59%
A.7110.0110	TEMP HELP	38,618.30	48,077.16	35,000.00	12,850.28	9,810.02	50,000.00	50,000.00		42.86%
A.7110.0110.0001	TEMP HELP.LEGACY	0.00	6,706.00	10,000.00	10,000.00	9,359.00				-100.00%
A.7110.0201	EQUIPMENT	39,835.91	65,610.94	40,000.00	160,761.36	91,282.43				-100.00%
A.7110.0401	SUPPLIES	28.34	161.35	400.00	400.00	245.47	250.00	250.00		-37.50%
A.7110.0401.0001	SUPPLIES.INK & TONER	122.76	0.00	125.00	125.00	104.38	125.00	125.00		0.00%
A.7110.0406	TELECOMMUNICATIONS	1,795.22	2,028.00	5,500.00	5,500.00	3,420.71	5,000.00	5,000.00		-9.09%
A.7110.0406.0001	CELLULAR TELEPHONE..	2,558.75	2,763.18	3,000.00	3,000.00	2,903.24	3,500.00	3,500.00		16.67%
A.7110.0407	ELECTRIC	51,611.83	47,218.81	51,000.00	51,000.00	25,812.05	45,000.00	45,000.00		-11.76%
A.7110.0407.0001	ELECTRICITY.LEGACY	2,667.71	2,867.28	17,750.00	17,750.00	7,972.63	17,750.00	17,750.00		0.00%
A.7110.0407.0002	NATURAL GAS	3,048.35	2,938.02	4,000.00	4,000.00	2,584.49	4,000.00	4,000.00		0.00%
A.7110.0407.0003	ELECTRICITY.GRANITE KNOLLS	0.00	38,426.83	50,000.00	50,000.00	42,146.64	52,250.00	52,250.00		4.50%
A.7110.0408	FUEL OIL	2,669.76	2,662.61	3,500.00	3,500.00	595.25	3,000.00	3,000.00		-14.29%
A.7110.0416	GROUNDS MAINT	115,247.29	130,770.00	105,000.00	105,032.85	70,543.06	110,000.00	110,000.00		4.76%
A.7110.0416.0001	BLDG MAINT RESTROOM PAPER	2,856.63	737.37	3,000.00	1,027.60	154.38	2,500.00	2,500.00		-16.67%
A.7110.0416.0030	GROUNDS MAINTENANCE.COVID 19	0.00	0.00	0.00	1,444.85	1,444.85				0.00%
A.7110.0417	COPIER MAINTENANCE	65.32	75.01	150.00	150.00	51.81	150.00	150.00		0.00%
A.7110.0418	EQUIP MAINT	42,995.78	42,949.26	12,500.00	38,709.36	25,276.72	27,500.00	27,500.00		120.00%
A.7110.0420	VEHICLE MAINTENANCE	18,536.60	18,658.16	15,000.00	15,000.00	10,980.02	15,000.00	15,000.00		0.00%
A.7110.0423	TRAINING	0.00	1,625.00	750.00	750.00	725.00	2,500.00	2,500.00		233.33%
A.7110.0434	UNIFORMS	4,185.04	5,882.11	5,700.00	6,650.00	2,233.34	5,700.00	5,700.00		0.00%
A.7110.0450	WATER PURCHASE	9,204.85	6,700.08	6,500.00	6,500.00	1,500.43	6,500.00	6,500.00		0.00%
A.7110.0454	PARK IMPROVEMENTS	19,526.25	23,436.50	20,000.00	8,000.00	0.00	15,000.00	15,000.00		-25.00%
A.7110.0463	FEES	110.00	330.00	250.00	250.00	0.00	250.00	250.00		0.00%
A.7110.0470	GAS OIL	12,028.28	9,568.42	10,000.00	10,000.00	4,412.91	10,000.00	10,000.00		0.00%

Date Prepared: 11/16/2020 01:13 PM
 Report Date: 11/16/2020
 Account Table: A EXPENSE
 Alt. Sort Table:

TOWN OF YORKTOWN

Budget Preparation Report

BUD4011 1.0
 Page 22 of 29
 Prepared By: PAT

Fiscal Year: 2021 Period From: 1 To: 12

Account	Description	2018	2019	Original	Adjusted	2020	2021	2021	2021	Variance To
		Actual	Actual	2020 Budget	2020 Budget	Actual Per 1-12	TENTATIVE Stage	PRELIMINA Stage	FINAL Stage	TENTATIVE Stage
Dept 7110	PARKS									
A.7110.0470.0001	DIESEL FUEL..	10,154.63	12,515.17	11,500.00	11,500.00	7,355.04	11,500.00	11,500.00		0.00%
A.7110.0810	MEDICAL INSURANCE	176,850.80	207,706.00	232,500.00	231,000.00	184,744.53	243,500.00	243,500.00		4.73%
A.7110.0811	DENTAL INSURANCE	13,955.48	15,142.78	15,750.00	15,750.00	12,923.48	17,250.00	17,250.00		9.52%
A.7110.0812	VISION INSURANCE	3,866.40	4,134.90	4,200.00	4,200.00	3,678.45	4,525.00	4,525.00		7.74%
Total Dept 7110	PARKS	1,387,581.20	1,586,045.89	1,646,025.00	1,757,801.30	1,258,149.40	1,645,650.00	1,645,650.00	0.00	-0.02%
Dept 7180	BEACH & POOL FACILITIES									
A.7180.0110	TEMP HELP	208,223.44	231,256.47	240,000.00	240,000.00	56,105.63	240,000.00	240,000.00		0.00%
A.7180.0201	POOL EQUIP	10,000.55	8,203.80	16,000.00	14,211.48	1,488.91	14,000.00	14,000.00		-12.50%
A.7180.0401	SUPPLIES	6.54	0.00	0.00	0.00	0.00				0.00%
A.7180.0402	DEPT SUPPLIES	797.52	873.47	1,000.00	1,000.00	42.85	1,000.00	1,000.00		0.00%
A.7180.0406	TELECOMMUNICATIONS/ CABLE	1,946.77	2,007.77	3,000.00	3,000.00	2,399.02	3,000.00	3,000.00		0.00%
A.7180.0407	ELECTRICITY	21,225.67	21,533.90	25,500.00	25,500.00	8,287.48	25,500.00	25,500.00		0.00%
A.7180.0416	FACILITY MAINTENANCE	22,580.15	25,953.22	20,000.00	22,327.18	13,672.25	20,000.00	20,000.00		0.00%
A.7180.0416.0001	BLDG MAINT.RESTROOM PAPER	563.00	173.00	750.00	654.55	0.00	750.00	750.00		0.00%
A.7180.0416.0030	BUILDING MAINTENANCE.COVID 19	0.00	0.00	0.00	266.34	211.47				0.00%
A.7180.0421	SYSTEMS MAINTENANCE	1,960.00	0.00	1,000.00	1,000.00	980.00				-100.00%
A.7180.0423	TRAINING	486.00	800.00	1,000.00	1,000.00	0.00	1,000.00	1,000.00		0.00%
A.7180.0430	PROGRAM EXPENSE	3,085.14	3,857.00	4,500.00	4,500.00	2,000.00	4,500.00	4,500.00		0.00%
A.7180.0434	UNIFORMS	3,805.51	3,819.34	4,500.00	3,716.90	301.50	4,500.00	4,500.00		0.00%
A.7180.0450	WATER PURCHASE	5,830.10	5,905.98	5,500.00	5,500.00	2,120.88	6,000.00	6,000.00		9.09%
A.7180.0451	CHEMICALS	10,493.59	15,832.97	20,000.00	20,000.00	5,461.95	17,500.00	17,500.00		-12.50%
A.7180.0453	POOL MAINTENANCE	34,314.80	45,925.61	55,000.00	52,800.00	42,937.60	50,000.00	50,000.00		-9.09%
Total Dept 7180	BEACH & POOL FACILITIES	325,318.78	366,142.53	397,750.00	395,476.45	136,009.54	387,750.00	387,750.00	0.00	-2.51%
Dept 7190	AQUATICS									
A.7190.0110	PART TIME & SEASONAL	20,712.38	18,143.94	20,500.00	20,500.00	1,359.81	20,000.00	20,000.00		-2.44%

Date Prepared: 11/16/2020 01:13 PM

Report Date: 11/16/2020

Account Table: A EXPENSE

Alt. Sort Table:

TOWN OF YORKTOWN

Budget Preparation Report

BUD4011 1.0

Page 23 of 29

Prepared By: PAT

Fiscal Year: 2021 Period From: 1 To: 12

Account	Description	2018 Actual	2019 Actual	Original 2020 Budget	Adjusted 2020 Budget	2020 Actual Per 1-12	2021 TENTATIVE Stage	2021 PRELIMINA Stage	2021 FINAL Stage	Variance To TENTATIVE Stage
Dept 7190	AQUATICS									
A.7190.0446	CUSTODIAL FEES	730.00	2,306.25	4,800.00	4,800.00	171.00	3,000.00	3,000.00		-37.50%
Total Dept 7190	AQUATICS	21,442.38	20,450.19	25,300.00	25,300.00	1,530.81	23,000.00	23,000.00	0.00	-9.09%
Dept 7215	CENTRAL GARAGE									
A.7215.0101	SALARIES	228,504.79	211,485.82	238,750.00	238,750.00	185,000.38	230,000.00	230,000.00		-3.66%
A.7215.0105	OVERTIME	647.73	0.00	250.00	250.00	0.00	250.00	250.00		0.00%
A.7215.0106	LONGEVITY	3,200.00	1,600.00	3,200.00	3,200.00	1,600.00	1,600.00	1,600.00		-50.00%
A.7215.0108	LUMP SUM	0.00	37,779.89	0.00	0.00	0.00				0.00%
A.7215.0132	STIPEND- MECHANIC/AUTO	2,700.00	1,800.00	2,700.00	2,700.00	0.00	2,700.00	2,700.00		0.00%
A.7215.0201	EQUIP	1,116.32	1,189.17	5,500.00	5,500.00	2,303.80	12,000.00	12,000.00		118.18%
A.7215.0401	SUPPLIES	46.19	0.00	50.00	156.99	156.99	50.00	50.00		0.00%
A.7215.0401.0001	SUPPLIES.INK & TONER	143.16	0.00	150.00	150.00	0.00	150.00	150.00		0.00%
A.7215.0402	DEPT SUPPLIES	1,265.53	2,051.28	1,750.00	1,643.01	876.74	1,750.00	1,750.00		0.00%
A.7215.0406	TELECOMMUNICATIONS	1,534.84	1,987.00	1,250.00	1,800.00	1,490.68	1,250.00	1,250.00		0.00%
A.7215.0406.0001	CELLULAR TELEPHONE..	1,320.30	1,329.75	1,350.00	1,350.00	1,232.00	1,350.00	1,350.00		0.00%
A.7215.0407	ELECTRICITY	4,013.33	4,068.71	6,000.00	5,850.00	2,359.04	6,000.00	6,000.00		0.00%
A.7215.0411	PRINTING	0.00	384.47	400.00	0.00	0.00	400.00	400.00		0.00%
A.7215.0416	BUILDING MAINTENANCE	6,821.00	794.35	5,000.00	5,703.28	1,439.64	5,000.00	5,000.00		0.00%
A.7215.0416.0001	BLDG MAINT.RESTROOM PAPER	0.00	56.62	150.00	196.72	196.72	150.00	150.00		0.00%
A.7215.0416.0002	BUILDING MAINTENANCE.REGULA TORY COMPLIANCE	0.00	0.00	500.00	500.00	0.00				-100.00%
A.7215.0418	EQUIP MAINT	64.83	944.64	750.00	750.00	207.00	750.00	750.00		0.00%
A.7215.0421.0001	COMPUTER SUPPORT/SOFTWARE	1,425.00	1,425.00	2,000.00	2,000.00	1,525.00	2,000.00	2,000.00		0.00%
A.7215.0423	EMPLOY TRAIN	0.00	0.00	500.00	500.00	0.00				-100.00%
A.7215.0425	OUT CONTRACT	37.07	110.88	1,000.00	1,000.00	(27.28)	750.00	750.00		-25.00%
A.7215.0434	UNIFORMS	2,042.37	2,052.79	3,150.00	3,150.00	1,324.05	3,150.00	3,150.00		0.00%

TOWN OF YORKTOWN

Budget Preparation Report

Alt. Sort Table:

Fiscal Year: 2021 Period From: 1 To: 12

Account	Description	2018	2019	Original	Adjusted	2020	2021	2021	2021	Variance To
		Actual	Actual	2020 Budget	2020 Budget	Actual Per 1-12	TENTATIVE Stage	PRELIMINA Stage	FINAL Stage	TENTATIVE Stage
Dept 7215	CENTRAL GARAGE									
A.7215.0450	CG WATER	122.67	85.60	200.00	200.00	73.21	200.00	200.00		0.00%
A.7215.0470	AUTOMOTIVE FLUIDS	(1,252.16)	(152.62)	3,500.00	3,500.00	(293.58)	3,500.00	3,500.00		0.00%
A.7215.0470.0001	DIESEL FUEL	584.54	605.26	1,500.00	1,500.00	360.80	1,500.00	1,500.00		0.00%
A.7215.0470.0003	UNLEADED FUEL	21,766.08	8,153.00	15,000.00	15,000.00	(7,852.70)	15,000.00	15,000.00		0.00%
A.7215.0471	SPARE PARTS	74.46	(783.48)	8,800.00	8,520.00	(260.81)	8,800.00	8,800.00		0.00%
A.7215.0472	TIRES BATT	(424.93)	629.40	3,500.00	3,500.00	234.09	3,500.00	3,500.00		0.00%
A.7215.0473	MISC SERV	230.70	0.00	0.00	230.00	0.00				0.00%
A.7215.0810	MEDICAL INSURANCE	39,506.07	33,348.59	45,000.00	45,000.00	18,588.91	34,000.00	34,000.00		-24.44%
A.7215.0811	DENTAL INSURANCE	2,520.21	2,095.31	3,000.00	3,000.00	1,826.95	2,750.00	2,750.00		-8.33%
A.7215.0812	VISION INSURANCE	966.60	886.05	1,000.00	1,000.00	778.65	1,000.00	1,000.00		0.00%
Total Dept 7215	CENTRAL GARAGE	318,976.70	313,927.48	355,900.00	356,600.00	213,140.28	339,550.00	339,550.00	0.00	-4.59%
Dept 7270	FAMILY/SPECIAL EVENTS									
A.7270.0105	OVERTIME	6,555.32	8,201.75	9,500.00	9,500.00	0.00	9,500.00	9,500.00		0.00%
A.7270.0110	PART TIME & SEASONAL	368.00	280.00	350.00	350.00	100.00	350.00	350.00		0.00%
A.7270.0201	EQUIPMENT	1,200.00	0.00	0.00	0.00	0.00				0.00%
A.7270.0425	CONTRACTUAL	3,450.00	3,700.00	3,500.00	3,500.00	0.00	4,000.00	4,000.00		14.29%
A.7270.0430	PROGRAM EXPENSES	21,130.23	8,352.04	8,500.00	8,500.00	323.31	8,500.00	8,500.00		0.00%
Total Dept 7270	FAMILY/SPECIAL EVENTS	32,703.55	20,533.79	21,850.00	21,850.00	423.31	22,350.00	22,350.00	0.00	2.29%
Dept 7310	CAMP PROGRAMS									
A.7310.0110	TEMP HELP	235,349.77	246,307.59	286,000.00	284,126.13	0.00	286,000.00	286,000.00		0.00%
A.7310.0402	DEPT SUPPLIES	235.66	2,176.68	2,000.00	2,000.00	268.38	2,000.00	2,000.00		0.00%
A.7310.0404	MILEAGE	671.88	740.14	750.00	750.00	0.00	750.00	750.00		0.00%
A.7310.0406.0001	CELLULAR TELEPHONE..	272.96	195.60	500.00	500.00	0.00	500.00	500.00		0.00%
A.7310.0423	TRAINING	2,675.00	1,980.00	2,500.00	2,500.00	0.00	2,500.00	2,500.00		0.00%
A.7310.0425	CONTRACTUAL SVS	14,546.00	16,471.00	15,000.00	15,000.00	(50.00)	15,000.00	15,000.00		0.00%
A.7310.0430	CAMP PROGRAM EXP	3,633.43	7,101.35	17,000.00	15,325.00	0.00	12,500.00	12,500.00		-26.47%
A.7310.0434	UNIFORMS	5,646.34	7,385.20	7,500.00	7,500.00	0.00	7,500.00	7,500.00		0.00%

Date Prepared: 11/16/2020 01:13 PM
 Report Date: 11/16/2020
 Account Table: A EXPENSE

TOWN OF YORKTOWN

Budget Preparation Report

BUD4011 1.0
 Page 25 of 29

Prepared By: PAT

Alt. Sort Table:

Fiscal Year: 2021 Period From: 1 To: 12

Account	Description	2018	2019	Original	Adjusted	2020	2021	2021	2021	Variance To
		Actual	Actual	2020 Budget	2020 Budget	Actual Per 1-12	TENTATIVE Stage	PRELIMINA Stage	FINAL Stage	TENTATIVE Stage
Dept 7310	CAMP PROGRAMS									
A.7310.0446	CUST FEES	2,551.14	1,995.96	3,000.00	3,000.00	0.00	3,000.00	3,000.00		0.00%
A.7310.0447	TRANSPORTATION	48,101.27	51,761.20	51,000.00	51,000.00	0.00	52,250.00	52,250.00		2.45%
A.7310.0448	TRIP BOOKING	55,597.03	48,931.60	59,000.00	59,000.00	3,939.00	57,500.00	57,500.00		-2.54%
Total Dept 7310	CAMP PROGRAMS	369,280.48	385,046.32	444,250.00	440,701.13	4,157.38	439,500.00	439,500.00	0.00	-1.07%
Dept 7320	YOUTH PROGRAMS									
A.7320.0105	OVERTIME	1,437.81	1,170.37	2,000.00	2,000.00	419.47	1,500.00	1,500.00		-25.00%
A.7320.0110	PART TIME & SEASONAL	0.00	0.00	0.00	780.00	780.00				0.00%
A.7320.0425	CONTRACTUAL	136,890.52	120,638.08	132,000.00	130,081.25	24,828.50	130,000.00	130,000.00		-1.52%
A.7320.0425.0001	ATHLETIC CLUB CONTRACTS	82,700.00	82,700.00	82,700.00	82,700.00	78,544.00	82,700.00	82,700.00		0.00%
A.7320.0430	MISC PROGRAM EXP	1,080.00	1,080.00	1,250.00	213.75	0.00	1,250.00	1,250.00		0.00%
Total Dept 7320	YOUTH PROGRAMS	222,108.33	205,588.45	217,950.00	215,775.00	104,571.97	215,450.00	215,450.00	0.00	-1.15%
Dept 7450	MUSEUM									
A.7450.0110	PART TIME HELP	52,594.43	56,224.97	58,750.00	58,750.00	48,332.03	58,750.00	58,750.00		0.00%
A.7450.0131	STIPEND	0.00	0.00	5,000.00	5,000.00	4,230.60	5,000.00	5,000.00		0.00%
A.7450.0401	SUPPLIES	600.44	671.88	750.00	635.00	210.27	750.00	750.00		0.00%
A.7450.0401.0001	SUPPLIES.INK & TONER	598.16	685.50	500.00	500.00	56.01	500.00	500.00		0.00%
A.7450.0417	COPIER MAINTENANCE	23.24	67.72	100.00	100.00	10.44	100.00	100.00		0.00%
A.7450.0428	DUES	210.00	300.00	325.00	440.00	440.00	375.00	375.00		15.38%
A.7450.0450	WATER PURCHASE	25.10	48.12	75.00	75.00	13.88	75.00	75.00		0.00%
A.7450.0490	PROF SERVICES	680.05	540.00	1,000.00	1,000.00	540.00	750.00	750.00		-25.00%
A.7450.0810	MEDICAL INSURANCE	9,169.17	9,421.86	10,500.00	10,500.00	7,769.22	10,500.00	10,500.00		0.00%
A.7450.0811	DENTAL INSURANCE	523.68	529.30	750.00	750.00	44.09	750.00	750.00		0.00%
A.7450.0812	VISION INSURANCE	322.20	322.20	375.00	375.00	268.50	375.00	375.00		0.00%
Total Dept 7450	MUSEUM	64,746.47	68,811.55	78,125.00	78,125.00	61,915.04	77,925.00	77,925.00	0.00	-0.26%
Dept 7610	ADULT PROGRAMS									
A.7610.0425	CONTRACTUAL INSTRUCTORS	36,521.40	34,364.01	55,000.00	53,325.00	6,780.20	45,000.00	45,000.00		-18.18%

TOWN OF YORKTOWN

Budget Preparation Report

Alt. Sort Table:

Fiscal Year: 2021 Period From: 1 To: 12

Account	Description	2018	2019	Original	Adjusted	2020	2021	2021	2021	Variance To
		Actual	Actual	2020 Budget	2020 Budget	Actual Per 1-12	TENTATIVE Stage	PRELIMINA Stage	FINAL Stage	TENTATIVE Stage
Dept 7610	ADULT PROGRAMS									
A.7610.0430	PROGRAM EXPENSES	3,287.62	6,515.10	5,000.00	5,051.74	1,572.42	5,000.00	5,000.00		0.00%
Total Dept 7610	ADULT PROGRAMS	39,809.02	40,879.11	60,000.00	58,376.74	8,352.62	50,000.00	50,000.00	0.00	-16.67%
Dept 7620	SENIOR PROGRAMS									
A.7620.0411	PRINTING	183.54	183.54	500.00	500.00	196.65	500.00	500.00		0.00%
A.7620.0425	CONTRACTUAL	14,310.00	15,612.00	15,500.00	15,500.00	6,186.50	15,750.00	15,750.00		1.61%
A.7620.0430	PROGRAM EXPENSE	277.01	3,056.19	750.00	750.00	98.05	750.00	750.00		0.00%
A.7620.0447	TRANSPORTATION	12,900.00	14,150.00	14,900.00	9,900.00	0.00	14,500.00	14,500.00		-2.68%
Total Dept 7620	SENIOR PROGRAMS	27,670.55	33,001.73	31,650.00	26,650.00	6,481.20	31,500.00	31,500.00	0.00	-0.47%
Dept 8010	ZONING									
A.8010.0442	LEGAL NOTICES	800.30	909.30	2,000.00	2,856.00	928.30	1,500.00	1,500.00		-25.00%
A.8010.0490	CONTRACTUAL SERVICES	1,250.00	875.00	1,000.00	1,000.00	625.00	1,000.00	1,000.00		0.00%
Total Dept 8010	ZONING	2,050.30	1,784.30	3,000.00	3,856.00	1,553.30	2,500.00	2,500.00	0.00	-16.67%
Dept 8020	PLANNING									
A.8020.0101	SALARIES	325,204.29	359,693.96	378,750.00	376,056.65	303,946.19	385,300.00	387,925.00		1.73%
A.8020.0105	OVERTIME	674.14	1,085.42	2,500.00	2,500.00	1,936.74	2,500.00	2,500.00		0.00%
A.8020.0106	LONGEVITY	2,900.00	2,900.00	2,900.00	2,900.00	1,300.00	3,200.00	3,200.00		10.34%
A.8020.0108	LUMP SUM PAYMENT	34,838.26	0.00	0.00	2,693.35	2,693.35				0.00%
A.8020.0110	PART TIME & SEASONAL	11,537.50	4,966.02	12,500.00	12,415.90	2,075.00	10,000.00	10,000.00		-20.00%
A.8020.0131	STIPEND	7,999.94	7,692.25	8,000.00	8,000.00	6,769.18	8,000.00	8,000.00		0.00%
A.8020.0201	EQUIPMENT	11,199.67	1,646.25	2,500.00	2,500.00	0.00	2,000.00	2,000.00		-20.00%
A.8020.0401	SUPPLIES	1,090.23	1,466.28	1,500.00	1,393.61	727.33	1,500.00	1,500.00		0.00%
A.8020.0401.0001	SUPPLIES.INK & TONER	2,345.05	1,899.47	2,000.00	2,000.00	1,601.15	2,000.00	2,000.00		0.00%
A.8020.0401.0030	SUPPLIES.COVID 19	0.00	0.00	0.00	45.40	45.40				0.00%
A.8020.0402	DEPT SUPPLIES	0.00	366.73	500.00	500.00	0.00	500.00	500.00		0.00%
A.8020.0405	CONFERENCES	645.00	400.00	1,000.00	1,000.00	0.00	750.00	750.00		-25.00%
A.8020.0406.0001	CELLULAR TELEPHONE..	378.72	380.66	400.00	400.00	354.65	400.00	400.00		0.00%
A.8020.0410	BOOKS	0.00	0.00	125.00	125.00	0.00				-100.00%

Date Prepared: 11/16/2020 01:13 PM
 Report Date: 11/16/2020
 Account Table: A EXPENSE

TOWN OF YORKTOWN

Budget Preparation Report

BUD4011 1.0
 Page 27 of 29

Prepared By: PAT

Alt. Sort Table:

Fiscal Year: 2021 Period From: 1 To: 12

Account	Description	2018	2019	Original	Adjusted	2020	2021	2021	2021	Variance To
		Actual	Actual	2020 Budget	2020 Budget	Actual Per 1-12	TENTATIVE Stage	PRELIMINA Stage	FINAL Stage	TENTATIVE Stage
Dept 8020	PLANNING									
A.8020.0411	PRINTING	97.45	0.00	500.00	500.00	0.00	250.00	250.00		-50.00%
A.8020.0412	POSTAGE	0.00	0.00	200.00	200.00	0.00				-100.00%
A.8020.0417	COPIER MAINTENANCE	920.95	914.18	1,200.00	1,200.00	541.11	1,200.00	1,200.00		0.00%
A.8020.0418	EQUIP MAINT	421.61	19.82	0.00	0.00	0.00				0.00%
A.8020.0420	VEHICLE MAINTENANCE	191.38	208.84	500.00	500.00	0.00	500.00	500.00		0.00%
A.8020.0421.0001	COMPUTER SUPPORT/SOFTWARE	4,788.50	4,471.80	5,000.00	5,000.00	2,938.01	5,000.00	5,000.00		0.00%
A.8020.0423	TRAINING	0.00	288.00	500.00	500.00	443.00	500.00	500.00		0.00%
A.8020.0428	DUES	3,553.00	3,211.00	3,000.00	3,000.00	1,812.00	3,000.00	3,000.00		0.00%
A.8020.0434	UNIFORMS	99.78	146.46	300.00	300.00	0.00	300.00	300.00		0.00%
A.8020.0442	LEGAL NOTICES	2,289.40	980.20	1,750.00	1,834.10	1,834.10	1,750.00	1,750.00		0.00%
A.8020.0450	WATER PURCHASE	66.42	44.45	100.00	100.00	48.78	100.00	100.00		0.00%
A.8020.0470	GAS & OIL	63.98	0.00	250.00	250.00	0.00	150.00	150.00		-40.00%
A.8020.0479	SPECIAL PROJECTS	156.58	2,159.61	6,000.00	9,544.00	1,394.57	5,000.00	2,375.00		-16.67%
A.8020.0479.0002	RAILROAD PARK	207.70	0.00	0.00	0.00	0.00				0.00%
A.8020.0479.0003	PINES BRIDGE MONUMENT	100,000.00	50,000.00	0.00	0.00	0.00				0.00%
A.8020.0479.0004	TOWN PLANTERS	2,310.00	6,000.00	12,000.00	12,000.00	3,037.69	10,000.00	10,000.00		-16.67%
A.8020.0479.0005	LANDMARKS	0.00	0.00	5,000.00	5,000.00	0.00	2,500.00	2,500.00		-50.00%
A.8020.0490	PROF SERVICES	0.00	806.70	10,000.00	10,000.00	0.00	10,000.00	10,000.00		0.00%
A.8020.0810	MEDICAL INSURANCE	66,367.65	74,675.23	83,000.00	83,000.00	61,581.52	82,000.00	82,000.00		-1.20%
A.8020.0811	DENTAL INSURANCE	4,068.55	4,995.16	5,250.00	5,250.00	3,952.82	5,250.00	5,250.00		0.00%
A.8020.0812	VISION INSURANCE	1,208.25	1,288.80	1,500.00	1,500.00	1,074.00	1,500.00	1,500.00		0.00%
Total Dept 8020	PLANNING	585,624.00	532,707.29	548,725.00	552,208.01	400,106.59	545,150.00	545,150.00	0.00	-0.65%
Dept 8030	SECTION 8									
A.8030.0101	SALARIES	86,004.98	91,233.96	99,500.00	99,500.00	83,107.27	101,990.00	105,000.00		2.50%
A.8030.0106	LONGEVITY	0.00	0.00	1,000.00	1,000.00	0.00	1,000.00	1,000.00		0.00%
A.8030.0401	SUPPLIES	462.29	410.73	700.00	567.97	227.78	700.00	700.00		0.00%

Date Prepared: 11/16/2020 01:13 PM
 Report Date: 11/16/2020
 Account Table: A EXPENSE

TOWN OF YORKTOWN

Budget Preparation Report

BUD4011 1.0
 Page 28 of 29

Prepared By: PAT

Alt. Sort Table:

Fiscal Year: 2021 Period From: 1 To: 12

Account	Description	2018	2019	Original	Adjusted	2020	2021	2021	2021	Variance To
		Actual	Actual	2020 Budget	2020 Budget	Actual Per 1-12	TENTATIVE Stage	PRELIMINA Stage	FINAL Stage	TENTATIVE Stage
Dept 8030	SECTION 8									
A.8030.0401.0001	SUPPLIES.INK & TONER	409.88	759.29	600.00	487.03	374.26	600.00	600.00		0.00%
A.8030.0401.0030	SUPPLIES.COVID 19	0.00	0.00	0.00	135.13	58.71				0.00%
A.8030.0406.0001	CELLULAR TELEPHONE..	0.00	0.00	0.00	183.99	286.21	480.00	480.00		100.00%
A.8030.0418	EQUIP MAINT	45.21	0.00	250.00	570.69	570.69				-100.00%
A.8030.0421.0001	COMPUTER SUPPORT/SOFTWARE	775.00	800.00	1,500.00	1,105.19	800.00	1,500.00	1,500.00		0.00%
A.8030.0440	AUDIT FEE	1,500.00	1,500.00	1,500.00	1,500.00	1,500.00	2,500.00	2,500.00		66.67%
A.8030.0811	DENTAL INSURANCE	1,472.85	1,488.62	1,700.00	1,700.00	1,177.99	1,700.00	1,700.00		0.00%
A.8030.0812	VISION INSURANCE	322.20	322.20	375.00	375.00	268.50	375.00	375.00		0.00%
Total Dept 8030	SECTION 8	90,992.41	96,514.80	107,125.00	107,125.00	88,371.41	110,845.00	113,855.00	0.00	3.47%
Dept 8090	CONSERVATION BOARD									
A.8090.0110	PART TIME & SEASONAL	14,450.00	15,110.00	16,750.00	16,750.00	12,060.00	15,000.00	15,000.00		-10.45%
A.8090.0423	TRAINING	0.00	260.00	275.00	275.00	100.00	275.00	275.00		0.00%
Total Dept 8090	CONSERVATION BOARD	14,450.00	15,370.00	17,025.00	17,025.00	12,160.00	15,275.00	15,275.00	0.00	-10.28%
Dept 9000	EMPLOYEE BENEFITS									
A.9000.0108	MEDICAL LUMP SUM	33,250.00	43,442.65	55,750.00	55,750.00	46,786.45	65,750.00	65,750.00		17.94%
A.9000.0800	FICA/MEDICARE	1,050,569.60	1,103,983.57	1,260,500.00	1,260,500.00	903,224.31	1,256,500.00	1,256,500.00		-0.32%
A.9000.0801	MTA TAX	48,455.59	50,712.25	56,500.00	56,500.00	40,349.27	56,250.00	56,250.00		-0.44%
A.9000.0810	RETIREE MEDICAL	845,660.95	901,000.85	1,010,500.00	1,010,500.00	663,577.81	1,356,500.00	1,356,500.00		34.24%
A.9000.0811	STATE RETIREMENT	931,132.60	866,349.00	1,125,000.00	1,125,000.00	0.00	1,056,150.00	1,061,150.00		-6.12%
A.9000.0812	POLICE RETIREMENT	1,501,538.00	1,499,996.00	1,750,000.00	1,750,000.00	0.00	1,617,000.00	1,617,000.00		-7.60%
A.9000.0812.0001	POLICE CIVILIAN RETIREMENT	70,875.00	62,375.00	75,000.00	75,000.00	0.00	68,250.00	68,250.00		-9.00%
A.9000.0813	WORKERS COMPENSATION	110,639.31	110,132.58	150,000.00	155,000.00	110,698.66	150,000.00	150,000.00		0.00%
A.9000.0815	EMPLOYEE ASSIST PRGRM	3,645.00	3,645.00	4,500.00	4,500.00	0.00	4,500.00	4,500.00		0.00%
A.9000.0818	UNEMPLOYMENT	0.00	0.00	10,500.00	12,416.29	14,020.16	10,500.00	10,500.00		0.00%
A.9000.0819	FSA ADMINISTRATION	1,463.00	1,463.00	1,500.00	1,500.00	1,265.00	1,500.00	1,500.00		0.00%

Date Prepared: 11/16/2020 01:13 PM
 Report Date: 11/16/2020
 Account Table: A EXPENSE
 Alt. Sort Table:

TOWN OF YORKTOWN Budget Preparation Report

BUD4011 1.0
 Page 29 of 29

Prepared By: PAT

Fiscal Year: 2021 Period From: 1 To: 12

Account	Description	2018	2019	Original	Adjusted	2020	2021	2021	2021	Variance To
		Actual	Actual	2020 Budget	2020 Budget	Actual Per 1-12	TENTATIVE Stage	PRELIMINA Stage	FINAL Stage	TENTATIVE Stage
Dept 9000	EMPLOYEE BENEFITS									
A.9000.0821	TRAINING/TESTING	15,230.01	24,676.29	35,000.00	35,775.00	33,828.24	35,000.00	35,000.00		0.00%
Total Dept 9000	EMPLOYEE BENEFITS	4,612,459.06	4,667,776.19	5,534,750.00	5,542,441.29	1,813,749.90	5,677,900.00	5,682,900.00	0.00	2.59%
Dept 9700	DEBT SERVICES									
A.9700.0490	PROF SERVICES	2,051.36	1,200.00	1,325.00	1,325.00	1,050.00	1,050.00	1,050.00		-20.75%
A.9700.0710.0001	CAPITAL INTEREST EXPENSE..	0.00	73.99	0.00	0.00	0.00				0.00%
Total Dept 9700	DEBT SERVICES	2,051.36	1,273.99	1,325.00	1,325.00	1,050.00	1,050.00	1,050.00	0.00	-20.75%
Dept 9730	BOND ANTICIPATION NOTES									
A.9730.0610	PRINCIPAL	261,050.00	242,900.00	267,789.00	267,789.00	267,789.00	560,000.00	560,000.00		109.12%
A.9730.0710	INTEREST	28,297.26	42,118.06	36,083.00	36,083.00	35,888.23	18,500.00	18,500.00		-48.73%
Total Dept 9730	BOND ANTICIPATION NOTES	289,347.26	285,018.06	303,872.00	303,872.00	303,677.23	578,500.00	578,500.00	0.00	90.38%
Dept 9901	TRANSFERS TO OTHER FUNDS									
A.9901.0900	TRANS TO WORKERS COMP	25,036.00	258,162.12	0.00	99,195.31	99,195.31				0.00%
A.9901.0901	TRANS TO LIAB SELF INS	141,490.00	0.00	0.00	0.00	0.00				0.00%
A.9901.0902	TRANSFER TO HIGHWAY	558,380.00	822,550.00	8,725.00	8,725.00	8,725.00	8,725.00	8,725.00		0.00%
Total Dept 9901	TRANSFERS TO OTHER FUNDS	724,906.00	1,080,712.12	8,725.00	107,920.31	107,920.31	8,725.00	8,725.00	0.00	0.00%
Dept 9950	TRNSFR TO CAPITAL PROJECTS FND									
A.9950.0900	TRANSFER TO CAPITAL	2,305,440.00	2,275,780.00	0.00	288,362.00	288,362.00				0.00%
Total Dept 9950	TRNSFR TO CAPITAL PROJECTS FND	2,305,440.00	2,275,780.00	0.00	288,362.00	288,362.00	0.00	0.00	0.00	0.00%
Grand Total		29,425,239.64	30,662,895.90	30,617,606.00	31,359,267.36	19,692,001.06	30,845,368.00	30,853,378.00	0.00	0.74%

NOTE: One or more accounts may not be printed due to Account Table restrictions.

TOWN OF YORKTOWN

Budget Preparation Report

Fiscal Year: 2021 Period From: 1 To: 12

Account	Description			Original	Adjusted	2020	2021	2021	2021	Variance To
		2018	2019	2020	2020	Actual	TENTATIVE	PRELIMINA	FINAL	TENTATIVE
		Actual	Actual	Budget	Budget	Per 1-12	Stage	Stage	Stage	Stage
Dept 0000										
D.0000.1001	TAXES	5,390,840.00	5,554,175.00	6,250,019.00	6,250,019.00	6,250,019.00	6,246,625.00	6,246,625.00		-0.05%
D.0000.1002	APPR FUND BALANCE	0.00	0.00	0.00	221,206.27	0.00				0.00%
D.0000.2401	INTEREST EARNINGS	31,966.88	51,669.31	10,000.00	10,000.00	23,845.69	15,000.00	15,000.00		50.00%
D.0000.2560	FEES	4,400.00	5,150.00	4,000.00	4,000.00	4,550.00	4,000.00	4,000.00		0.00%
D.0000.2565	STREET OPENING FEES	40,000.00	40,000.00	40,000.00	40,000.00	42,500.00	45,000.00	45,000.00		12.50%
D.0000.2665	SALE OF EQUIPMENT	1,733.56	1,278.29	0.00	0.00	351.44				0.00%
D.0000.2680	INSURANCE RECOVERIES	3,152.53	2,157.99	0.00	0.00	852.04				0.00%
D.0000.2701	REFUND	0.00	35.00	0.00	0.00	0.00				0.00%
D.0000.2770	MISCELLANEOUS	326,322.59	21,609.17	0.00	0.00	51.36				0.00%
D.0000.3089	GENERAL GOVERNMENT AID	0.00	250,000.00	0.00	0.00	0.00				0.00%
D.0000.3501	STATE AID CHIPS	378,333.19	378,494.86	460,000.00	460,000.00	0.00	331,225.00	331,225.00		-27.99%
D.0000.3501.0001	WINTER RECOVERY GRANT	157,786.78	86,395.22	0.00	0.00	0.00	57,150.00	57,150.00		100.00%
D.0000.5031	TRANSFER	558,380.00	822,550.00	8,725.00	8,725.00	8,725.00	8,725.00	8,725.00		0.00%
D.0000.5031.0001	TRANSFER FROM WATER	36,000.00	36,000.00	37,475.00	37,475.00	37,475.00	37,475.00	37,475.00		0.00%
D.0000.5031.0002	TRANSFER FROM SEWER..	8,380.00	8,550.00	8,725.00	8,725.00	8,725.00	8,725.00	8,725.00		0.00%
D.0000.5031.0003	TRANSFER FROM REFUSE..	58,650.00	59,800.00	61,000.00	61,000.00	61,000.00	61,000.00	61,000.00		0.00%
Total Dept 0000		(6,995,945.53)	(7,317,864.84)	(6,879,944.00)	(7,101,150.27)	(6,438,094.53)	(6,814,925.00)	(6,814,925.00)	0.00	-0.95%
Grand Total		(6,995,945.53)	(7,317,864.84)	(6,879,944.00)	(7,101,150.27)	(6,438,094.53)	(6,814,925.00)	(6,814,925.00)	0.00	-0.95%

NOTE: One or more accounts may not be printed due to Account Table restrictions..

Date Prepared: 11/16/2020 01:17 PM
 Report Date: 11/16/2020
 Account Table: D EXP

TOWN OF YORKTOWN

Budget Preparation Report

BUD4011 1.0
 Page 1 of 4

Prepared By: PAT

Alt. Sort Table:

Fiscal Year: 2021 Period From: 1 To: 12

Account	Description	2018	2019	Original	Adjusted	2020	2021	2021	2021	Variance To
		Actual	Actual	2020 Budget	2020 Budget	Actual Per 1-12	TENTATIVE Stage	PRELIMINA Stage	FINAL Stage	TENTATIVE Stage
Dept 5110	STREET MAINTENANCE									
D.5110.0101	SALARIES	1,349,329.71	1,374,475.75	1,760,250.00	1,654,036.84	1,197,883.53	1,745,000.00	1,745,000.00		-0.87%
D.5110.0105	OVERTIME	50,303.18	64,091.21	25,000.00	124,099.78	118,148.20	25,000.00	25,000.00		0.00%
D.5110.0106	LONGEVITY	12,500.00	7,700.00	7,700.00	7,700.00	7,100.00	9,000.00	9,000.00		16.88%
D.5110.0108	LUMP SUM	60,470.24	65,249.68	0.00	0.00	0.00				0.00%
D.5110.0110	PART TIME & SEASONAL	18,557.50	18,468.75	25,000.00	25,000.00	16,282.50	25,000.00	25,000.00		0.00%
D.5110.0201	EQUIPMENT	89,172.30	911,580.88	0.00	434,500.83	241,849.00	180,000.00	180,000.00		100.00%
D.5110.0403	SUPPLIES	133,782.56	136,579.83	125,000.00	116,368.00	76,218.82	125,000.00	125,000.00		0.00%
D.5110.0406	TELECOMMUNICATIONS	713.53	753.15	1,000.00	1,000.00	653.01	1,000.00	1,000.00		0.00%
D.5110.0406.0001	CELLULAR TELEPHONE..	3,897.28	2,988.66	6,000.00	6,000.00	2,018.27	5,000.00	5,000.00		-16.67%
D.5110.0407	ELECTRICITY	13,321.28	12,744.76	17,500.00	17,500.00	8,299.93	15,000.00	15,000.00		-14.29%
D.5110.0407.0002	NATURAL GAS..	14,007.14	15,944.25	15,000.00	15,000.00	9,575.95	16,500.00	16,500.00		10.00%
D.5110.0416	BUILDING MAINTENANCE	22,534.41	13,827.95	10,000.00	9,228.55	5,125.71	10,000.00	10,000.00		0.00%
D.5110.0416.0001	BLDG MAINT.RESTROOM PAPER	368.88	369.04	500.00	500.00	148.86	500.00	500.00		0.00%
D.5110.0416.0030	BUILDING MAINTENANCE.COVID 19	0.00	0.00	0.00	771.45	771.45				0.00%
D.5110.0418	EQUIP MAINT	907.63	891.90	1,000.00	1,000.00	121.59	1,000.00	1,000.00		0.00%
D.5110.0421.0001	COMPUTER SOFTWARE/SUPPORT	13,708.96	2,000.00	3,750.00	3,750.00	2,000.00	2,500.00	2,500.00		-33.33%
D.5110.0423	EMPLOYEE TRAINING	4,540.00	3,182.50	3,500.00	3,500.00	965.86	3,500.00	3,500.00		0.00%
D.5110.0425	OUTSIDE SERVICES	38,594.00	53,196.80	50,000.00	63,500.00	56,628.50	63,500.00	63,500.00		27.00%
D.5110.0434	UNIFORMS	9,837.51	14,298.43	15,750.00	13,750.00	5,521.61	15,750.00	15,750.00		0.00%
D.5110.0467	INSURANCE	48,227.49	49,701.00	75,750.00	70,802.00	70,802.00	85,000.00	85,000.00		12.21%
D.5110.0470	GAS AND OIL	1,616.39	1,584.79	2,000.00	2,000.00	418.77	2,000.00	2,000.00		0.00%
D.5110.0470.0001	DIESEL FUEL..	66,645.62	63,179.04	75,000.00	75,000.00	31,377.98	72,500.00	72,500.00		-3.33%
D.5110.0479	DRAINAGE	49,911.08	74,759.42	50,000.00	74,786.40	65,562.98	60,000.00	60,000.00		20.00%
D.5110.0490	PROF SERVICE	0.00	280.00	0.00	0.00	0.00				0.00%
D.5110.0491	EASEMENT AND TAX	2,439.38	2,439.38	2,750.00	2,750.00	2,439.38	2,750.00	2,750.00		0.00%
D.5110.0810	MEDICAL INSURANCE	342,899.85	308,806.72	465,000.00	452,500.00	269,653.67	436,500.00	436,500.00		-6.13%

Date Prepared: 11/16/2020 01:17 PM
 Report Date: 11/16/2020
 Account Table: D EXP
 Alt. Sort Table:

TOWN OF YORKTOWN

Budget Preparation Report

BUD4011 1.0
 Page 2 of 4

Prepared By: PAT

Fiscal Year: 2021 Period From: 1 To: 12

Account	Description	2018	2019	Original	Adjusted	2020	2021	2021	2021	Variance To
		Actual	Actual	2020 Budget	2020 Budget	Actual Per 1-12	TENTATIVE Stage	PRELIMINA Stage	FINAL Stage	TENTATIVE Stage
Dept 5110	STREET MAINTENANCE									
D.5110.0811	DENTAL INSURANCE	23,845.02	22,447.64	29,500.00	29,500.00	18,835.52	31,250.00	31,250.00		5.93%
D.5110.0812	VISION INSURANCE	7,061.55	6,927.30	9,000.00	9,000.00	5,826.45	8,500.00	8,500.00		-5.56%
Total Dept 5110	STREET MAINTENANCE	2,379,192.49	3,228,468.83	2,775,950.00	3,213,543.85	2,214,229.54	2,941,750.00	2,941,750.00	0.00	5.97%
Dept 5112	STREET MAINTENANCE CHIPS PROG									
D.5112.0200	CHIPS	460,000.00	460,000.00	460,000.00	500,000.00	0.00	331,225.00	331,225.00		-27.99%
D.5112.0200.0001	WINTER RECOVERY GRANT	0.00	0.00	0.00	0.00	0.00	57,150.00	57,150.00		100.00%
D.5112.0210	PAVING	598,419.45	1,093,704.17	1,100,000.00	1,100,000.00	578,975.71	1,150,000.00	1,150,000.00		4.55%
Total Dept 5112	STREET MAINTENANCE CHIPS PROG	1,058,419.45	1,553,704.17	1,560,000.00	1,600,000.00	578,975.71	1,538,375.00	1,538,375.00	0.00	-1.39%
Dept 5130	MACHINERY									
D.5130.0101	SALARIES	305,149.93	309,500.75	319,350.00	319,350.00	255,902.81	319,350.00	319,350.00		0.00%
D.5130.0105	OVERTIME	1,378.01	198.06	2,000.00	3,783.06	3,783.06	2,000.00	2,000.00		0.00%
D.5130.0106	LONGEVITY	5,000.00	5,000.00	5,000.00	5,000.00	4,300.00	5,600.00	5,600.00		12.00%
D.5130.0132	STIPEND-MECHANIC/AUTO	2,700.00	2,700.00	2,200.00	2,200.00	0.00	2,200.00	2,200.00		0.00%
D.5130.0220	TOOLS	3,577.38	3,179.58	2,000.00	4,500.00	2,555.39	4,000.00	4,000.00		100.00%
D.5130.0403	SUPPLIES AND MATERIALS	187,798.81	173,193.69	225,000.00	202,330.32	117,247.55	225,000.00	225,000.00		0.00%
D.5130.0404	MILEAGE	902.52	0.00	0.00	0.00	0.00				0.00%
D.5130.0425	OUTSIDE SERVICES	24,764.12	24,271.03	25,000.00	25,000.00	2,673.78	25,000.00	25,000.00		0.00%
D.5130.0450	WATER	585.46	675.99	600.00	600.00	606.80	675.00	675.00		12.50%
D.5130.0470	FLUIDS	14,391.79	14,908.87	12,000.00	12,000.00	6,427.04	15,000.00	15,000.00		25.00%
D.5130.0810	MEDICAL INSURANCE	51,504.51	74,672.58	82,500.00	82,500.00	61,581.52	82,500.00	82,500.00		0.00%
D.5130.0811	DENTAL INSURANCE	4,942.23	4,995.16	5,500.00	5,500.00	3,952.82	5,250.00	5,250.00		-4.55%
D.5130.0812	VISION INSURANCE	1,288.80	1,288.80	1,500.00	1,500.00	1,074.00	1,300.00	1,300.00		-13.33%
Total Dept 5130	MACHINERY	603,983.56	614,584.51	682,650.00	664,263.38	460,104.77	687,875.00	687,875.00	0.00	0.77%
Dept 5140	MISCELLANEOUS/TREE WORK									
D.5140.0101	SALARIES	77,316.04	6,655.55	0.00	0.00	0.00				0.00%

Date Prepared: 11/16/2020 01:17 PM
 Report Date: 11/16/2020
 Account Table: D EXP
 Alt. Sort Table:

TOWN OF YORKTOWN

Budget Preparation Report

BUD4011 1.0
 Page 3 of 4
 Prepared By: PAT

Fiscal Year: 2021 Period From: 1 To: 12

Account	Description	2018	2019	Original	Adjusted	2020	2021	2021	2021	Variance To
		Actual	Actual	2020 Budget	2020 Budget	Actual Per 1-12	TENTATIVE Stage	PRELIMINA Stage	FINAL Stage	TENTATIVE Stage
Dept 5140	MISCELLANEOUS/TREE WORK									
D.5140.0105	OVERTIME	2,325.39	211.77	0.00	0.00	0.00				0.00%
D.5140.0106	LONGEVITY	1,600.00	0.00	0.00	0.00	0.00				0.00%
D.5140.0108	LUMP SUM	0.00	28,493.72	0.00	0.00	0.00				0.00%
D.5140.0496	COMPOST EXPENSES	15,392.64	11,208.70	20,000.00	15,300.00	6,646.37	20,000.00	20,000.00		0.00%
D.5140.0810	MEDICAL INSURANCE	21,167.61	1,814.88	0.00	0.00	0.00				0.00%
D.5140.0811	DENTAL INSURANCE	1,472.85	124.00	0.00	0.00	0.00				0.00%
D.5140.0812	VISION INSURANCE	322.20	26.85	0.00	0.00	0.00				0.00%
Total Dept 5140	MISCELLANEOUS/TREE WORK	119,596.73	48,535.47	20,000.00	15,300.00	6,646.37	20,000.00	20,000.00	0.00	0.00%
Dept 5142	SNOW REMOVAL									
D.5142.0105	OVERTIME	391,600.03	498,433.15	325,000.00	321,000.00	59,536.34	325,000.00	325,000.00		0.00%
D.5142.0200	EQUIPMENT	0.00	10,760.00	0.00	7,500.00	0.00				0.00%
D.5142.0403	MATERIALS & SUPPLIES	986,220.24	645,809.10	500,000.00	495,200.00	470,237.70	500,000.00	500,000.00		0.00%
D.5142.0407	SALT SHED ELECTRIC	795.45	1,202.50	1,500.00	1,500.00	373.60	1,500.00	1,500.00		0.00%
D.5142.0414	EQUIPMENT RENTAL	34,030.32	13,825.00	25,000.00	18,400.00	0.00	25,000.00	25,000.00		0.00%
Total Dept 5142	SNOW REMOVAL	1,412,646.04	1,170,029.75	851,500.00	843,600.00	530,147.64	851,500.00	851,500.00	0.00	0.00%
Dept 9000	EMPLOYEE BENEFITS									
D.9000.0108	MEDICAL LUMP SUM	5,750.00	6,562.50	4,000.00	4,000.00	2,250.00	6,250.00	6,250.00		56.25%
D.9000.0800	FICA/MEDICARE	163,798.05	168,945.53	187,500.00	187,500.00	118,467.16	185,500.00	185,500.00		-1.07%
D.9000.0801	MTA TAX	7,280.24	7,471.85	9,100.00	9,100.00	5,265.19	8,500.00	8,500.00		-6.59%
D.9000.0810	RETIREE MEDICAL	145,755.38	160,633.71	189,500.00	189,500.00	112,665.10	189,500.00	189,500.00		0.00%
D.9000.0811	STATE RETIREMENT	293,921.00	282,513.00	425,000.00	425,000.00	0.00	359,175.00	359,175.00		-15.49%
D.9000.0813	WORKERS COMPENSATION	17,755.08	17,798.58	25,000.00	30,000.00	20,659.86	25,000.00	25,000.00		0.00%
D.9000.0815	EMPLOYEE ASSIST PRGRM	1,350.00	1,350.00	1,500.00	1,500.00	0.00	1,500.00	1,500.00		0.00%
D.9000.0818	UNEMPLOYMENT	0.00	0.00	0.00	0.00	3,822.00				0.00%
Total Dept 9000	EMPLOYEE BENEFITS	635,609.75	645,275.17	841,600.00	846,600.00	263,129.31	775,425.00	775,425.00	0.00	-7.86%
Dept 9700	DEBT SERVICES									

Date Prepared: 11/16/2020 01:17 PM
 Report Date: 11/16/2020
 Account Table: D EXP

TOWN OF YORKTOWN Budget Preparation Report

BUD4011 1.0
 Page 4 of 4

Prepared By: PAT

Alt. Sort Table:

Fiscal Year: 2021 Period From: 1 To: 12

Account	Description			Original	Adjusted	2020	2021	2021	2021	Variance To
		2018	2019	2020	2020	2020	TENTATIVE	PRELIMINA	FINAL	TENTATIVE
		Actual	Actual	Budget	Budget	Actual Per 1-12	Stage	Stage	Stage	Stage
Dept 9700	DEBT SERVICES									
D.9700.0490	PROF SERVICES	240.09	190.00	500.00	500.00	0.00				-100.00%
Total Dept 9700	DEBT SERVICES	<u>240.09</u>	<u>190.00</u>	<u>500.00</u>	<u>500.00</u>	<u>0.00</u>	<u>0.00</u>	<u>0.00</u>	<u>0.00</u>	<u>-100.00%</u>
Dept 9730	BOND ANTICIPATION NOTES									
D.9730.0610	BAN PRINCIPAL	144,000.00	144,000.00	144,000.00	144,000.00	144,000.00				-100.00%
D.9730.0710	BAN INTEREST	6,462.00	7,438.00	3,744.00	3,744.00	3,713.03				-100.00%
Total Dept 9730	BOND ANTICIPATION NOTES	<u>150,462.00</u>	<u>151,438.00</u>	<u>147,744.00</u>	<u>147,744.00</u>	<u>147,713.03</u>	<u>0.00</u>	<u>0.00</u>	<u>0.00</u>	<u>-100.00%</u>
Dept 9901	TRANSFERS TO OTHER FUNDS									
D.9901.0900	TRANSFER TO WORKERS COMP SELF	27,011.00	239,302.34	0.00	44,706.27	44,706.27				0.00%
D.9901.0901	TRANSFER TO LIABILITY SELF INS	13,989.00	0.00	0.00	0.00	0.00				0.00%
Total Dept 9901	TRANSFERS TO OTHER FUNDS	<u>41,000.00</u>	<u>239,302.34</u>	<u>0.00</u>	<u>44,706.27</u>	<u>44,706.27</u>	<u>0.00</u>	<u>0.00</u>	<u>0.00</u>	<u>0.00%</u>
Grand Total		<u>6,401,150.11</u>	<u>7,651,528.24</u>	<u>6,879,944.00</u>	<u>7,376,257.50</u>	<u>4,245,652.64</u>	<u>6,814,925.00</u>	<u>6,814,925.00</u>	<u>0.00</u>	<u>-0.95%</u>

NOTE: One or more accounts may not be printed due to Account Table restrictions.

Date Prepared: 11/16/2020 01:18 PM
 Report Date: 11/16/2020
 Account Table: L REV

TOWN OF YORKTOWN Budget Preparation Report

BUD4011 1.0
 Page 1 of 1
 Prepared By: PAT

Alt. Sort Table: Fiscal Year: 2021 Period From: 1 To: 12

Account	Description	2018	2019	Original	Adjusted	2020	2021	2021	2021	Variance To
		Actual	Actual	2020 Budget	2020 Budget	Actual Per 1-12	TENTATIVE Stage	PRELIMINA Stage	FINAL Stage	TENTATIVE Stage
Dept 0000										
L.0000.1001	TAXES	2,018,355.00	2,052,865.00	2,109,290.00	2,109,290.00	2,109,290.00	2,100,935.00	2,100,935.00		-0.40%
L.0000.1002	APPR FUND BALANCE	0.00	0.00	100,000.00	100,000.00	0.00				-100.00%
L.0000.1002.0008	APPR FUND BAL RES ACCR EMP BEN	0.00	0.00	0.00	11,079.72	0.00				0.00%
L.0000.2082	FINES	30,291.96	21,784.11	30,000.00	30,000.00	7,311.83	15,000.00	15,000.00		-50.00%
L.0000.2360	CORTLANDT LIBRARY SERVICES	395,812.00	400,028.00	400,000.00	400,000.00	403,493.78	400,000.00	400,000.00		0.00%
L.0000.2401	INTEREST EARNINGS	22,390.76	34,083.65	13,150.00	13,150.00	15,553.75	10,000.00	10,000.00		-23.95%
L.0000.2401.0001	CAPITAL INTEREST	0.00	1,159.28	0.00	0.00	0.00				0.00%
L.0000.2701	REFUND	4,000.00	0.00	0.00	0.00	0.00				0.00%
L.0000.2760	LIBRARY SYSTEM GRANTS	0.00	2,000.00	0.00	0.00	0.00				0.00%
L.0000.2770	MISCELLANEOUS	2,154.48	876.95	1,000.00	1,000.00	383.00	1,000.00	1,000.00		0.00%
L.0000.3840	STATE AID	85,927.00	14,522.00	10,500.00	10,500.00	1,058.00	7,500.00	7,500.00		-28.57%
Total Dept 0000		<u>(2,558,931.20)</u>	<u>(2,527,318.99)</u>	<u>(2,663,940.00)</u>	<u>(2,675,019.72)</u>	<u>(2,537,090.36)</u>	<u>(2,534,435.00)</u>	<u>(2,534,435.00)</u>	<u>0.00</u>	<u>-4.86%</u>
Grand Total		<u>(2,558,931.20)</u>	<u>(2,527,318.99)</u>	<u>(2,663,940.00)</u>	<u>(2,675,019.72)</u>	<u>(2,537,090.36)</u>	<u>(2,534,435.00)</u>	<u>(2,534,435.00)</u>	<u>0.00</u>	<u>-4.86%</u>

NOTE: One or more accounts may not be printed due to Account Table restrictions.

Date Prepared: 11/16/2020 01:39 PM
 Report Date: 11/16/2020
 Account Table: LIB

TOWN OF YORKTOWN

Budget Preparation Report

BUD4011 1.0
 Page 1 of 3
 Prepared By: PAT

Alt. Sort Table: Fiscal Year: 2021 Period From: 1 To: 12

Account	Description	2018	2019	Original	Adjusted	2020	2021	2021	2021	Variance To
		Actual	Actual	2020 Budget	2020 Budget	Actual Per 1-12	TENTATIVE Stage	PRELIMINA Stage	FINAL Stage	TENTATIVE Stage
Dept 7410	LIBRARY									
L.7410.0101	SALARIES	1,028,516.83	1,040,427.86	1,160,800.00	1,141,017.32	880,133.48	1,152,100.00	1,152,100.00		-0.75%
L.7410.0105	OVERTIME	20,540.81	20,539.49	22,500.00	22,500.00	9,907.49	12,000.00	12,000.00		-46.67%
L.7410.0106	LONGEVITY	12,500.00	11,400.00	13,000.00	12,816.10	11,700.00	10,100.00	10,100.00		-22.31%
L.7410.0108	LUMP SUM PAYMENT	5,774.68	50,588.46	0.00	26,396.30	26,396.30				0.00%
L.7410.0110	PART TIME HELP	214,426.47	218,738.56	233,850.00	233,850.00	88,511.14	225,000.00	225,000.00		-3.78%
L.7410.0113	SUNDAY HELP	8,992.81	8,408.50	13,000.00	13,000.00	3,258.50	23,500.00	23,500.00		80.77%
L.7410.0201	EQUIP	9,020.70	12,171.92	25,000.00	20,000.00	685.00	25,000.00	25,000.00		0.00%
L.7410.0401	OFFICE SUPPLIES	2,134.29	2,545.62	3,000.00	3,000.00	733.40	3,000.00	3,000.00		0.00%
L.7410.0401.0001	SUPPLIES.INK & TONER	3,020.54	3,036.73	3,500.00	3,500.00	1,819.58	3,500.00	3,500.00		0.00%
L.7410.0402	DEPT SUPPLIES	4,774.64	5,080.01	5,500.00	4,013.00	2,196.04	5,500.00	5,500.00		0.00%
L.7410.0405	CONFERENCES	50.00	0.00	0.00	0.00	0.00	1,500.00	1,500.00		100.00%
L.7410.0406	TELECOMMUNICATIONS	3,892.70	2,871.22	4,750.00	4,750.00	3,682.90	4,750.00	4,750.00		0.00%
L.7410.0406.0001	CELLULAR TELEPHONE..	196.14	197.49	610.00	610.00	34.69	250.00	250.00		-59.02%
L.7410.0407	ELECTRIC	45,073.63	40,848.17	47,000.00	47,000.00	28,663.48	47,000.00	47,000.00		0.00%
L.7410.0407.0002	NATURAL GAS	10,123.39	9,383.63	10,500.00	10,500.00	6,947.07	10,500.00	10,500.00		0.00%
L.7410.0409	LIB MATERIAL	186,407.85	195,792.49	220,000.00	221,785.76	93,506.76	204,500.00	204,500.00		-7.05%
L.7410.0409.0030	LIBRARY MATERIALS.COVID 19	0.00	0.00	0.00	4,847.23	4,847.23				0.00%
L.7410.0412	POSTAGE	700.00	550.00	750.00	750.00	440.00	750.00	750.00		0.00%
L.7410.0416	MAINT/REAL PRO.	92,117.91	69,762.63	29,700.00	29,150.44	21,115.15	35,000.00	35,000.00		17.85%
L.7410.0416.0001	BLDG MAINT.RESTROOM PAPER	1,649.93	1,234.64	2,000.00	2,000.00	330.63	2,000.00	2,000.00		0.00%
L.7410.0416.0030	BUILDING MAINTENANCE.COVID 19	0.00	0.00	0.00	713.29	2,069.54				0.00%
L.7410.0418	EQUIP MAINT	137,643.63	102,496.88	120,000.00	120,000.00	97,267.46	125,000.00	125,000.00		4.17%
L.7410.0420	VEHICLE MAINTENANCE	583.80	550.85	500.00	500.00	0.00	500.00	500.00		0.00%
L.7410.0423	TRAINING	2,708.04	2,500.00	2,500.00	2,500.00	1,925.20	1,000.00	1,000.00		-60.00%
L.7410.0428	DUES	213.00	245.00	510.00	510.00	148.00	500.00	500.00		-1.96%
L.7410.0430	PROG. EXP	14,725.50	11,321.00	15,000.00	15,000.00	2,803.00	12,500.00	12,500.00		-16.67%

Date Prepared: 11/16/2020 01:39 PM
 Report Date: 11/16/2020
 Account Table: LIB
 Alt. Sort Table:

TOWN OF YORKTOWN

Budget Preparation Report

BUD4011 1.0
 Page 2 of 3
 Prepared By: PAT

Fiscal Year: 2021 Period From: 1 To: 12

Account	Description	2018	2019	Original	Adjusted	2020	2021	2021	2021	Variance To
		Actual	Actual	2020 Budget	2020 Budget	Actual Per 1-12	TENTATIVE Stage	PRELIMINA Stage	FINAL Stage	TENTATIVE Stage
Dept 7410	LIBRARY									
L.7410.0434	UNIFORMS	276.83	430.00	400.00	400.00	37.50	450.00	450.00		12.50%
L.7410.0450	WATER PURCHASE	724.82	751.35	750.00	750.00	413.67	775.00	775.00		3.33%
L.7410.0467	INS	15,069.07	17,493.00	20,750.00	20,750.00	20,450.00	22,500.00	22,500.00		8.43%
L.7410.0470	GAS & OIL	63.70	95.61	150.00	150.00	75.76	100.00	100.00		-33.33%
L.7410.0490	PROF SERVICES	0.00	0.00	0.00	4,650.00	0.00				0.00%
L.7410.0497	COUNTY SEWER TAX	5,332.44	6,023.12	6,100.00	6,100.00	5,169.65	6,100.00	6,100.00		0.00%
L.7410.0810	MEDICAL INSURANCE	180,597.82	184,195.55	245,500.00	245,500.00	140,177.16	203,115.00	203,115.00		-17.26%
L.7410.0811	DENTAL INSURANCE	19,417.49	18,172.38	21,000.00	21,000.00	12,916.61	18,250.00	18,250.00		-13.10%
L.7410.0812	VISION INSURANCE	5,101.50	5,155.20	5,500.00	5,500.00	3,893.25	5,500.00	5,500.00		0.00%
Total Dept 7410	LIBRARY	2,032,370.96	2,043,007.36	2,234,120.00	2,245,509.44	1,472,255.64	2,162,240.00	2,162,240.00	0.00	-3.22%
Dept 9000	EMPLOYEE BENEFITS									
L.9000.0108	MEDICAL LUMP SUM	10,750.00	8,125.00	6,250.00	6,250.00	4,500.00	6,500.00	6,500.00		4.00%
L.9000.0800	FICA/MEDICARE	95,520.64	99,143.67	108,500.00	108,500.00	74,680.31	106,000.00	106,000.00		-2.30%
L.9000.0801	MTA TAX	4,245.22	4,405.88	5,100.00	5,100.00	2,882.04				-100.00%
L.9000.0810	RETIREE MEDICAL	44,712.90	42,586.47	47,500.00	47,500.00	29,971.27	48,750.00	48,750.00		2.63%
L.9000.0811	STATE RETIREMENT	171,285.00	163,646.00	250,000.00	250,000.00	0.00	197,725.00	197,725.00		-20.91%
L.9000.0813	WORKERS COMP	10,207.90	10,190.06	11,750.00	11,750.00	8,966.94	12,500.00	12,500.00		6.38%
L.9000.0815	EMPLOYEE ASSIST PRGRM	720.00	720.00	720.00	720.00	0.00	720.00	720.00		0.00%
L.9000.0818	UNEMPLOYMENT	0.00	0.00	0.00	6,487.00	9,959.66				0.00%
Total Dept 9000	EMPLOYEE BENEFITS	337,441.66	328,817.08	429,820.00	436,307.00	130,960.22	372,195.00	372,195.00	0.00	-13.41%
Dept 9901	TRANSFERS TO OTHER FUNDS									
L.9901.0900	TRANSFER TO WORKERS COMP SELF	0.00	390.87	0.00	0.00	0.00				0.00%
Total Dept 9901	TRANSFERS TO OTHER FUNDS	0.00	390.87	0.00	0.00	0.00	0.00	0.00	0.00	0.00%
Dept 9950	TRNSFR TO CAPITAL PROJECTS FND									
L.9950.0900	TRANSFER	75,352.00	0.00	0.00	0.00	0.00				0.00%
Total Dept 9950	TRNSFR TO CAPITAL	75,352.00	0.00	0.00	0.00	0.00	0.00	0.00	0.00	0.00%

Date Prepared: 11/16/2020 01:39 PM
 Report Date: 11/16/2020
 Account Table: LIB
 Alt. Sort Table:

TOWN OF YORKTOWN

Budget Preparation Report

BUD4011 1.0
 Page 3 of 3
 Prepared By: PAT

Fiscal Year: 2021 Period From: 1 To: 12

Account	Description	2018	2019	Original	Adjusted	2020	2021	2021	2021	Variance To
		Actual	Actual	2020 Budget	2020 Budget	Actual Per 1-12	TENTATIVE Stage	PRELIMINA Stage	FINAL Stage	TENTATIVE Stage
Dept 9950	TRNSFR TO CAPITAL PROJECTS FND PROJECTS FND									
Grand Total		<u>2,445,164.62</u>	<u>2,372,215.31</u>	<u>2,663,940.00</u>	<u>2,681,816.44</u>	<u>1,603,215.86</u>	<u>2,534,435.00</u>	<u>2,534,435.00</u>	<u>0.00</u>	<u>-4.86%</u>

NOTE: One or more accounts may not be printed due to Account Table restrictions.

Date Prepared: 11/16/2020 01:41 PM
 Report Date: 11/16/2020
 Account Table: SW REVENUE
 Alt. Sort Table:

TOWN OF YORKTOWN

Budget Preparation Report

BUD4011 1.0
 Page 1 of 1

Prepared By: PAT

Fiscal Year: 2021 Period From: 1 To: 12

Account	Description	2018	2019	Original	Adjusted	2020	2021	2021	2021	Variance To
		Actual	Actual	2020 Budget	2020 Budget	Actual Per 1-12	TENTATIVE Stage	PRELIMINA Stage	FINAL Stage	TENTATIVE Stage
Dept 0000										
SW.0000.1001	TAXES	1,259,250.00	1,291,550.00	1,656,457.00	1,656,457.00	1,656,457.00	1,652,050.00	1,652,050.00		-0.27%
SW.0000.1002	APPROPRIATED FUND BALANCE	0.00	0.00	0.00	887,502.20	0.00				0.00%
SW.0000.1081	PAYMENTS IN LIEU OF TAXES	2,687.97	0.00	0.00	0.00	0.00				0.00%
SW.0000.2140	METERED WATER SALES	6,963,243.84	6,834,265.04	8,000,000.00	8,000,000.00	5,672,213.29	8,000,000.00	8,000,000.00		0.00%
SW.0000.2144	NEW TAPS	10,800.00	25,500.00	10,000.00	10,000.00	5,400.00	10,000.00	10,000.00		0.00%
SW.0000.2146	BACKFLOW INSPECTIONS	18,774.00	16,965.00	18,000.00	18,000.00	10,307.00	18,000.00	18,000.00		0.00%
SW.0000.2148	PENALTY ON WATER	241,158.21	258,752.79	250,000.00	250,000.00	218,412.83	250,000.00	250,000.00		0.00%
SW.0000.2401	INTEREST EARNINGS	27,337.57	41,494.28	22,500.00	22,500.00	18,042.06	22,500.00	22,500.00		0.00%
SW.0000.2650	SALE OF SCRAP	2,936.76	6,723.62	0.00	0.00	0.00				0.00%
SW.0000.2655	MINOR SALES	37,848.72	17,264.43	12,500.00	12,500.00	27,090.94	17,500.00	17,500.00		40.00%
SW.0000.2665	SALE OF EQUIPMENT	0.00	1,000.00	0.00	0.00	0.00				0.00%
SW.0000.2680	INSURANCE RECOVERIES	34,760.00	0.00	0.00	0.00	253.16				0.00%
SW.0000.2690	RECOVERY FOR DAMAGES	268.62	628.27	0.00	0.00	3,760.66				0.00%
SW.0000.2701	REFUND PRIOR YEARS APPROPRIATI	10,210.08	3,500.00	0.00	0.00	0.00				0.00%
SW.0000.2770	MISCELLANEOUS	14,717.36	12,042.65	20,000.00	20,000.00	474.39	10,000.00	10,000.00		-50.00%
SW.0000.3089	STATE AID:OTHER	0.00	132,000.32	0.00	0.00	0.00				0.00%
Total Dept 0000		(8,623,993.13)	(8,641,686.40)	(9,989,457.00)	(10,876,959.20)	(7,612,411.33)	(9,980,050.00)	(9,980,050.00)	0.00	-0.09%
Grand Total		(8,623,993.13)	(8,641,686.40)	(9,989,457.00)	(10,876,959.20)	(7,612,411.33)	(9,980,050.00)	(9,980,050.00)	0.00	-0.09%

NOTE: One or more accounts may not be printed due to Account Table restrictions.

Date Prepared: 11/16/2020 01:42 PM
 Report Date: 11/16/2020
 Account Table: SW EXPENSE

TOWN OF YORKTOWN

Budget Preparation Report

BUD4011 1.0
 Page 1 of 5

Prepared By: PAT

Alt. Sort Table:

Fiscal Year: 2021 Period From: 1 To: 12

Account	Description	2018	2019	Original	Adjusted	2020	2021	2021	2021	Variance To
		Actual	Actual	2020 Budget	2020 Budget	Actual Per 1-12	TENTATIVE Stage	PRELIMINA Stage	FINAL Stage	TENTATIVE Stage
Dept 8310	WATER ADMINISTRATION									
SW.8310.0101	SALARIES	180,631.05	186,667.05	243,600.00	228,910.35	166,679.75	246,750.00	246,750.00		1.29%
SW.8310.0106	LONGEVITY	2,600.00	2,600.00	2,600.00	2,700.00	2,700.00	2,700.00	2,700.00		3.85%
SW.8310.0108	LUMP SUM PAYMENTS	0.00	0.00	0.00	2,394.65	2,394.65				0.00%
SW.8310.0110	PART TIME HELP	12,728.10	12,978.64	0.00	12,195.00	12,195.00				0.00%
SW.8310.0200	EQUIPMENT	1,710.28	6,497.57	40,000.00	38,975.00	1,584.00	10,000.00	10,000.00		-75.00%
SW.8310.0201	OFFICE FURNITURE	0.00	828.00	0.00	1,175.00	1,149.54	500.00	500.00		100.00%
SW.8310.0202	COMPUTER HARDWARE	1,898.40	8,840.30	7,500.00	7,500.00	5,044.79	4,500.00	4,500.00		-40.00%
SW.8310.0401	SUPPLIES	1,357.30	947.00	1,000.00	1,000.00	749.63	1,000.00	1,000.00		0.00%
SW.8310.0401.0001	SUPPLIES.INK & TONER	183.82	149.69	500.00	500.00	211.88	500.00	500.00		0.00%
SW.8310.0405	CONFERENCES	0.00	0.00	0.00	0.00	(15.00)				0.00%
SW.8310.0406	TELECOMMUNICATIONS	14,022.72	16,323.87	15,250.00	16,500.00	14,005.82	16,500.00	16,500.00		8.20%
SW.8310.0406.0001	CELLULAR TELEPHONE	2,854.49	2,854.81	5,000.00	5,000.00	5,370.58	8,500.00	8,500.00		70.00%
SW.8310.0410	PUBLICATIONS	0.00	0.00	500.00	400.00	0.00				-100.00%
SW.8310.0411	PRINTING	3,333.02	3,768.87	4,000.00	3,978.37	3,076.62	4,000.00	4,000.00		0.00%
SW.8310.0412	POSTAGE	0.00	193.80	100.00	139.14	139.14	150.00	150.00		50.00%
SW.8310.0416	MAINTENANCE	1,553.02	2,726.11	2,000.00	2,552.60	1,435.87	2,500.00	2,500.00		25.00%
SW.8310.0416.0001	BLDG MAINT RESTROOM PAPER	317.90	379.96	400.00	537.57	56.62	500.00	500.00		25.00%
SW.8310.0416.0030	BUILDING MAINTENANCE.COVID 19	0.00	0.00	0.00	1,792.32	1,792.32				0.00%
SW.8310.0417	COPIER MAINTENANCE	1,612.67	1,243.68	1,250.00	1,250.00	1,015.64	1,250.00	1,250.00		0.00%
SW.8310.0418	EQUIP MAINT	410.59	396.40	500.00	1,025.00	925.00	500.00	500.00		0.00%
SW.8310.0421.0001	COMPUTER SUPPORT/SOFTWARE	12,880.00	36,114.25	30,750.00	30,750.00	18,923.75	14,150.00	14,150.00		-53.98%
SW.8310.0423	TRAINING	322.50	376.45	1,200.00	2,200.00	1,123.00	1,000.00	1,000.00		-16.67%
SW.8310.0428	DUES	2,604.00	2,666.00	2,700.00	2,729.00	2,729.00	2,800.00	2,800.00		3.70%
SW.8310.0440	AUDIT FEES	15,500.00	14,550.00	13,500.00	13,500.00	13,500.00	13,500.00	13,500.00		0.00%
SW.8310.0442	LEGAL NOTICES	1,113.00	1,118.00	1,500.00	16,071.00	5,786.90	5,000.00	5,000.00		233.33%
SW.8310.0450	WATER PURCHASE	165.69	151.81	500.00	500.00	180.11	500.00	500.00		0.00%

Date Prepared: 11/16/2020 01:42 PM
 Report Date: 11/16/2020
 Account Table: SW EXPENSE

TOWN OF YORKTOWN

Budget Preparation Report

BUD4011 1.0
 Page 2 of 5
 Prepared By: PAT

Alt. Sort Table: Fiscal Year: 2021 Period From: 1 To: 12

Account	Description			Original	Adjusted	2020	2021	2021	2021	Variance To
		2018	2019	2020	2020	Actual	TENTATIVE	PRELIMINA	FINAL	TENTATIVE
		Actual	Actual	Budget	Budget	Per 1-12	Stage	Stage	Stage	Stage
Dept 8310	WATER ADMINISTRATION									
SW.8310.0490	PROF SERVICES	0.00	700.00	0.00	0.00	0.00				0.00%
SW.8310.0498	TAX REFUNDS	247.98	2,146.90	7,500.00	7,500.00	2,023.89	2,500.00	2,500.00		-66.67%
Total Dept 8310	WATER ADMINISTRATION	258,046.53	305,219.16	381,850.00	401,775.00	264,778.50	339,300.00	339,300.00	0.00	-11.14%
Dept 8320	WATER SUPPLY									
SW.8320.0200	EQUIPMENT	0.00	0.00	15,000.00	27,000.00	0.00	15,000.00	15,000.00		0.00%
SW.8320.0407	ELECTRIC	31,297.68	29,998.11	40,000.00	40,000.00	21,526.86	40,000.00	40,000.00		0.00%
SW.8320.0408	FUEL OIL	13,847.47	13,647.88	20,000.00	20,000.00	5,116.67	20,000.00	20,000.00		0.00%
SW.8320.0416	MAINT/REAL PR	4,817.12	49,483.07	30,000.00	26,998.50	8,817.79	30,000.00	30,000.00		0.00%
SW.8320.0450	WATER PURCHASE	4,201,082.46	3,964,344.44	4,300,000.00	4,303,352.51	3,700,690.71	4,350,000.00	4,350,000.00		1.16%
SW.8320.0467	INSURANCE	68,155.91	72,312.00	86,500.00	86,656.00	86,656.00	93,850.00	93,850.00		8.50%
SW.8320.0491	EASEMENT AND TAX	6,024.12	3,072.44	24,000.00	22,500.00	20,189.67	25,000.00	25,000.00		4.17%
Total Dept 8320	WATER SUPPLY	4,325,224.76	4,132,857.94	4,515,500.00	4,526,507.01	3,842,997.70	4,573,850.00	4,573,850.00	0.00	1.29%
Dept 8330	WATER PURIFICATION									
SW.8330.0449	ANALYSIS	12,617.25	7,307.95	15,000.00	15,000.00	3,512.48	15,000.00	15,000.00		0.00%
Total Dept 8330	WATER PURIFICATION	12,617.25	7,307.95	15,000.00	15,000.00	3,512.48	15,000.00	15,000.00	0.00	0.00%
Dept 8340	WATER TRANSMISSION									
SW.8340.0101	SALARIES	972,209.21	1,055,535.08	1,191,202.00	1,191,202.00	890,445.39	1,197,425.00	1,197,425.00		0.52%
SW.8340.0105	OVERTIME	128,135.22	105,949.97	82,500.00	82,500.00	69,303.87	97,500.00	97,500.00		18.18%
SW.8340.0106	LONGEVITY	16,100.00	15,700.00	14,900.00	15,800.00	15,800.00	17,600.00	17,600.00		18.12%
SW.8340.0108	LUMP SUM PAYMENT	9,977.27	0.00	0.00	0.00	0.00				0.00%
SW.8340.0110	PART TIME & SEASONAL	0.00	0.00	10,500.00	3,300.00	0.00	10,500.00	10,500.00		0.00%
SW.8340.0132	STIPEND- MECHANIC/AUTO	900.00	900.00	900.00	900.00	0.00	900.00	900.00		0.00%
SW.8340.0134	STANDBY	32,319.90	43,673.88	45,000.00	45,000.00	36,671.59	45,000.00	45,000.00		0.00%
SW.8340.0201	EQUIPMENT	4,646.33	8,309.37	15,000.00	10,000.00	6,863.39	15,000.00	15,000.00		0.00%
SW.8340.0201.0001	EQUIPMENT.HYDRANTS	0.00	0.00	20,000.00	20,000.00	13,843.86	20,000.00	20,000.00		0.00%
SW.8340.0201.0002	EQUIPMENT.VEHICLE	17,923.28	0.00	180,000.00	143,700.00	126,573.87	100,000.00	100,000.00		-44.44%
SW.8340.0210	METERS	94,178.01	63,653.34	85,000.00	89,920.70	78,922.30	85,000.00	85,000.00		0.00%

Date Prepared: 11/16/2020 01:42 PM
 Report Date: 11/16/2020
 Account Table: SW EXPENSE

TOWN OF YORKTOWN

Budget Preparation Report

BUD4011 1.0
 Page 3 of 5
 Prepared By: PAT

Alt. Sort Table: Fiscal Year: 2021 Period From: 1 To: 12

Account	Description	2018	2019	Original	Adjusted	2020	2021	2021	2021	Variance To
		Actual	Actual	2020 Budget	2020 Budget	Actual Per 1-12	TENTATIVE Stage	PRELIMINA Stage	FINAL Stage	TENTATIVE Stage
Dept 8340	WATER TRANSMISSION									
SW.8340.0403	MATERIALS & SUPPLIES	56,183.63	72,541.89	80,000.00	69,347.40	34,853.31	80,000.00	80,000.00		0.00%
SW.8340.0403.0030	COVID 19 - SUPPLIES/MATERIALS	0.00	0.00	0.00	501.10	561.18				0.00%
SW.8340.0407	ELECTRICITY	17.37	0.00	0.00	0.00	0.00				0.00%
SW.8340.0409	PROPANE	440.91	730.44	500.00	500.00	221.94	500.00	500.00		0.00%
SW.8340.0416	MAINTENANCE	1,791.00	2,126.48	3,000.00	3,000.00	727.98	3,000.00	3,000.00		0.00%
SW.8340.0418	EQUIP MAINT	19,846.91	25,407.56	25,000.00	29,799.99	27,251.26	25,000.00	25,000.00		0.00%
SW.8340.0419	MAINT/METERS	3,314.09	2,815.55	5,000.00	(2,080.00)	3,053.40	5,000.00	5,000.00		0.00%
SW.8340.0420	VEHICLE MAINTENANCE	31,455.42	31,284.36	30,000.00	37,310.00	26,781.86	32,000.00	32,000.00		6.67%
SW.8340.0421.0001	COMPUTER SUPPORT/SOFTWARE	19,909.77	11,433.00	7,000.00	15,567.00	0.00	41,500.00	41,500.00		492.86%
SW.8340.0434	UNIFORMS	7,184.72	7,688.93	8,500.00	9,500.00	5,541.06	8,500.00	8,500.00		0.00%
SW.8340.0461	MAINT REP RDS	30,509.06	39,546.02	50,000.00	50,000.00	40,481.27	75,000.00	75,000.00		50.00%
SW.8340.0470	GAS AND OIL	10,734.99	10,950.47	12,000.00	12,000.00	7,112.34	12,000.00	12,000.00		0.00%
SW.8340.0470.0001	DIESEL FUEL..	17,311.42	18,704.39	35,000.00	35,000.00	2,355.72	35,000.00	35,000.00		0.00%
SW.8340.0478	SERVICE LINES	15,036.96	14,619.40	20,000.00	25,076.50	7,860.56	20,000.00	20,000.00		0.00%
SW.8340.0483	SPECIAL PROJECTS	0.00	0.00	425,000.00	425,000.00	0.00				-100.00%
SW.8340.0483.0001	CEMENT LINING	0.00	0.00	0.00	0.00	0.00	600,000.00	600,000.00		100.00%
SW.8340.0483.0003	TELEMETRY	0.00	580.00	5,000.00	5,000.00	0.00	5,000.00	5,000.00		0.00%
SW.8340.0490	PROF SERVICES	0.00	0.00	20,000.00	20,000.00	0.00	20,000.00	20,000.00		0.00%
SW.8340.0490.0001	NWJWW CTY AMAWALK BOND PMT..	58,944.65	0.00	0.00	0.00	0.00				0.00%
SW.8340.0490.0002	PROF SERVICES.NWJWW	388,286.00	963,943.00	750,000.00	750,000.00	680,357.00	775,000.00	775,000.00		3.33%
SW.8340.0491	OUTSIDE SERVICES	52,372.00	16,000.00	0.00	0.00	0.00				0.00%
Total Dept 8340	WATER TRANSMISSION	1,989,728.12	2,512,093.13	3,121,002.00	3,087,844.69	2,075,583.15	3,326,425.00	3,326,425.00	0.00	6.58%
Dept 9000	EMPLOYEE BENEFITS									
SW.9000.0800	FICA/MEDICARE	96,595.89	98,036.20	115,000.00	115,000.00	85,496.49	116,000.00	116,000.00		0.87%
SW.9000.0801	MTA TAX	4,293.37	4,376.23	5,250.00	5,250.00	3,799.92	5,450.00	5,450.00		3.81%

Date Prepared: 11/16/2020 01:42 PM
 Report Date: 11/16/2020
 Account Table: SW EXPENSE

TOWN OF YORKTOWN

Budget Preparation Report

BUD4011 1.0
 Page 4 of 5
 Prepared By: PAT

Alt. Sort Table:

Fiscal Year: 2021 Period From: 1 To: 12

Account	Description	2018	2019	Original	Adjusted	2020	2021	2021	2021	Variance To
		Actual	Actual	2020 Budget	2020 Budget	Actual Per 1-12	TENTATIVE Stage	PRELIMINA Stage	FINAL Stage	TENTATIVE Stage
Dept 9000	EMPLOYEE BENEFITS									
SW.9000.0810	RETIREE MEDICAL	56,517.39	54,723.64	72,500.00	72,500.00	38,967.72	110,500.00	110,500.00		52.41%
SW.9000.0811	STATE RETIREMENT	197,183.00	197,070.00	305,000.00	305,000.00	0.00	249,250.00	249,250.00		-18.28%
SW.9000.0812	VISION INSURANCE	5,289.45	5,477.40	6,000.00	6,000.00	4,833.00	6,500.00	6,500.00		8.33%
SW.9000.0813	WORKERS COMPENSATION	10,972.57	10,828.10	13,750.00	13,750.00	10,165.13	13,750.00	13,750.00		0.00%
SW.9000.0815	EMPLOYEE ASSIST PRGRM	855.00	855.00	855.00	855.00	0.00	850.00	850.00		-0.58%
Total Dept 9000	EMPLOYEE BENEFITS	371,706.67	371,366.57	518,355.00	518,355.00	143,262.26	502,300.00	502,300.00	0.00	-3.10%
Dept 9060	HOSPITAL & MEDICAL INSURANCE									
SW.9060.0810	MEDICAL INS	305,919.18	306,237.66	382,800.00	382,800.00	251,696.32	365,500.00	365,500.00		-4.52%
SW.9060.0811	DENTAL INSURANCE	20,971.25	21,119.15	24,500.00	24,500.00	16,648.98	24,500.00	24,500.00		0.00%
Total Dept 9060	HOSPITAL & MEDICAL INSURANCE	326,890.43	327,356.81	407,300.00	407,300.00	268,345.30	390,000.00	390,000.00	0.00	-4.25%
Dept 9700	DEBT SERVICES									
SW.9700.0490	FEES	1,858.55	600.00	825.00	825.00	450.00	450.00	450.00		-45.45%
Total Dept 9700	DEBT SERVICES	1,858.55	600.00	825.00	825.00	450.00	450.00	450.00	0.00	-45.45%
Dept 9710	SERIAL BONDS									
SW.9710.0610.9802	1998B EFC PRINCIPAL..	510,000.00	0.00	0.00	0.00	0.00				0.00%
SW.9710.0610.9804	1998D EFC PRINCIPAL..	105,000.00	0.00	0.00	0.00	0.00				0.00%
SW.9710.0710.9802	1998B EFC INTEREST..	5,581.10	0.00	0.00	0.00	0.00				0.00%
SW.9710.0710.9804	1998D EFC INTEREST..	1,086.75	0.00	0.00	0.00	0.00				0.00%
Total Dept 9710	SERIAL BONDS	621,667.85	0.00	0.00	0.00	0.00	0.00	0.00	0.00	0.00%
Dept 9730	BOND ANTICIPATION NOTES									
SW.9730.0610	PRINCIPAL.NWJWW	50,000.00	100,000.00	450,000.00	450,000.00	450,000.00	225,000.00	225,000.00		-50.00%
SW.9730.0710	INTEREST.NWJWW	15,706.25	25,828.00	23,400.00	23,400.00	23,274.00	7,500.00	7,500.00		-67.95%
Total Dept 9730	BOND ANTICIPATION NOTES	65,706.25	125,828.00	473,400.00	473,400.00	473,274.00	232,500.00	232,500.00	0.00	-50.89%
Dept 9901	TRANSFERS TO OTHER FUNDS									
SW.9901.0900	TRANSFER TO WORKERS COMP SELF	0.00	26,557.57	0.00	37,532.20	37,532.20				0.00%

Date Prepared: 11/16/2020 01:42 PM
 Report Date: 11/16/2020
 Account Table: SW EXPENSE
 Alt. Sort Table:

TOWN OF YORKTOWN Budget Preparation Report

BUD4011 1.0
 Page 5 of 5
 Prepared By: PAT

Fiscal Year: 2021 Period From: 1 To: 12

Account	Description	2018	2019	Original	Adjusted	2020	2021	2021	2021	Variance To
		Actual	Actual	2020 Budget	2020 Budget	Actual Per 1-12	TENTATIVE Stage	PRELIMINA Stage	FINAL Stage	TENTATIVE Stage
Dept 9901	TRANSFERS TO OTHER FUNDS									
SW.9901.0901	TRANSFER TO LIABILITY SELF INS	7,010.00	0.00	0.00	0.00	0.00				0.00%
SW.9901.0902	TRANSFER TO HIGHWAY	36,000.00	36,000.00	37,475.00	37,475.00	37,475.00	37,475.00	37,475.00		0.00%
SW.9901.0903	TRANSFER TO GENERAL FUND	529,750.00	535,500.00	518,750.00	518,750.00	518,750.00	562,750.00	562,750.00		8.48%
Total Dept 9901	TRANSFERS TO OTHER FUNDS	572,760.00	598,057.57	556,225.00	593,757.20	593,757.20	600,225.00	600,225.00	0.00	7.91%
Dept 9950	TRNSFR TO CAPITAL PROJECTS FND									
SW.9950.0900	TRANSFER TO CAPITAL PROJECT	0.00	209,000.00	0.00	869,470.00	869,470.00				0.00%
Total Dept 9950	TRNSFR TO CAPITAL PROJECTS FND	0.00	209,000.00	0.00	869,470.00	869,470.00	0.00	0.00	0.00	0.00%
Grand Total		8,546,206.41	8,589,687.13	9,989,457.00	10,894,233.90	8,535,430.59	9,980,050.00	9,980,050.00	0.00	-0.09%

NOTE: One or more accounts may not be printed due to Account Table restrictions.

Date Prepared: 11/16/2020 01:42 PM

Report Date: 11/16/2020

Account Table: SW2 REVENU

Alt. Sort Table:

TOWN OF YORKTOWN

Budget Preparation Report

BUD4011 1.0

Page 1 of 1

Prepared By: PAT

Fiscal Year: 2021 Period From: 1 To: 12

Account	Description			Original	Adjusted	2020	2021	2021	2021	Variance To
		2018	2019	2020	2020	Actual	TENTATIVE	PRELIMINA	FINAL	TENTATIVE
		Actual	Actual	Budget	Budget	Per 1-12	Stage	Stage	Stage	Stage
Dept 0000										
SW2.0000.1001	REAL PROPERTY TAXES	5,250.00	5,300.00	5,500.00	5,500.00	5,500.00	6,250.00	6,250.00		13.64%
SW2.0000.1002	APPROPRIATED FUND BALANCE	0.00	0.00	0.00	0.00	0.00	4,000.00	4,000.00		100.00%
SW2.0000.2140	METERED WATER SALES	20,292.42	27,876.43	27,500.00	27,500.00	29,963.71	27,500.00	27,500.00		0.00%
SW2.0000.2148	PENALTY ON WATER/SEWER	274.95	637.89	0.00	0.00	(167.83)				0.00%
SW2.0000.2401	INTEREST EARNINGS	1,702.50	2,513.99	1,300.00	1,300.00	1,171.16	1,500.00	1,500.00		15.38%
Total Dept 0000		(27,519.87)	(36,328.31)	(34,300.00)	(34,300.00)	(36,467.04)	(39,250.00)	(39,250.00)	0.00	14.43%
Grand Total		(27,519.87)	(36,328.31)	(34,300.00)	(34,300.00)	(36,467.04)	(39,250.00)	(39,250.00)	0.00	14.43%

NOTE: One or more accounts may not be printed due to Account Table restrictions.

Date Prepared: 11/16/2020 01:43 PM
 Report Date: 11/16/2020
 Account Table: SW2 EXPENS

TOWN OF YORKTOWN Budget Preparation Report

BUD4011 1.0
 Page 1 of 1

Prepared By: PAT

Alt. Sort Table:

Fiscal Year: 2021 Period From: 1 To: 12

Account	Description	2018	2019	Original	Adjusted	2020	2021	2021	2021	Variance To
		Actual	Actual	2020 Budget	2020 Budget	Actual Per 1-12	TENTATIVE Stage	PRELIMINA Stage	FINAL Stage	TENTATIVE Stage
Dept 8310	WATER ADMINISTRATION									
SW2.8310.0200	EQUIPMENT	0.00	13,330.00	0.00	0.00	3,800.00				0.00%
SW2.8310.0401	SUPPLIES	0.00	0.00	500.00	500.00	0.00	150.00	150.00		-70.00%
Total Dept 8310	WATER ADMINISTRATION	0.00	13,330.00	500.00	500.00	3,800.00	150.00	150.00	0.00	-70.00%
Dept 8320	WATER SUPPLY									
SW2.8320.0407	ELECTRICITY	177.02	160.75	250.00	220.00	2,594.04	5,500.00	5,500.00		2100.00%
SW2.8320.0450	WATER PURCHASE	25,847.52	27,232.33	28,000.00	33,000.00	21,491.85	28,000.00	28,000.00		0.00%
SW2.8320.0491	EASEMENT AND TAX	275.00	275.00	300.00	330.00	330.00	350.00	350.00		16.67%
Total Dept 8320	WATER SUPPLY	26,299.54	27,668.08	28,550.00	33,550.00	24,415.89	33,850.00	33,850.00	0.00	18.56%
Dept 8330	WATER PURIFICATION									
SW2.8330.0449	ANALYSIS	82.80	71.76	250.00	250.00	33.12	250.00	250.00		0.00%
Total Dept 8330	WATER PURIFICATION	82.80	71.76	250.00	250.00	33.12	250.00	250.00	0.00	0.00%
Dept 8340	WATER TRANSMISSION									
SW2.8340.0419	MAINT/METERS	1,750.00	0.00	5,000.00	0.00	0.00	5,000.00	5,000.00		0.00%
Total Dept 8340	WATER TRANSMISSION	1,750.00	0.00	5,000.00	0.00	0.00	5,000.00	5,000.00	0.00	0.00%
Grand Total		28,132.34	41,069.84	34,300.00	34,300.00	28,249.01	39,250.00	39,250.00	0.00	14.43%

NOTE: One or more accounts may not be printed due to Account Table restrictions.

Date Prepared: 11/16/2020 01:44 PM
 Report Date: 11/16/2020
 Account Table: SR REVENUE
 Alt. Sort Table:

TOWN OF YORKTOWN Budget Preparation Report

BUD4011 1.0
 Page 1 of 1
 Prepared By: PAT

Fiscal Year: 2021 Period From: 1 To: 12

Account	Description	2018	2019	Original	Adjusted	2020	2021	2021	2021	Variance To
		Actual	Actual	2020 Budget	2020 Budget	Actual Per 1-12	TENTATIVE Stage	PRELIMINA Stage	FINAL Stage	TENTATIVE Stage
Dept 0000										
SR.0000.1001	TAXES	4,086,510.00	4,181,078.06	4,272,673.00	4,272,673.00	4,272,673.00	4,308,075.00	4,308,075.00		0.83%
SR.0000.1002	APPROPRIATED FUND BALANCE	0.00	0.00	250,000.00	251,626.81	0.00				-100.00%
SR.0000.1002.0008	APPROPRIATED FUND BALANCE.RESERVE FOR ACCRUED EMP BENEFITS	0.00	0.00	0.00	26,720.68	0.00				0.00%
SR.0000.2130	REFUSE AND GARBAGE CHARGES	2,720.76	2,308.08	2,250.00	2,250.00	1,240.59	2,250.00	2,250.00		0.00%
SR.0000.2401	INTEREST EARNINGS	22,918.44	32,840.03	15,000.00	15,000.00	12,078.20	15,000.00	15,000.00		0.00%
SR.0000.2650	RECYCLING FEES	49,547.90	45,390.31	42,500.00	42,500.00	27,794.36	41,500.00	41,500.00		-2.35%
SR.0000.2650.0001	TEXTILE RECOVERY	5,679.30	7,896.50	5,750.00	5,750.00	3,663.00	5,750.00	5,750.00		0.00%
SR.0000.2665	SALE OF EQUIPMENT	0.00	295.91	0.00	0.00	1,950.00				0.00%
SR.0000.2701	REFUND	5,000.00	0.00	0.00	0.00	0.00				0.00%
SR.0000.2777	WEST CO:BUS SHELTER IMA	0.00	10,188.10	0.00	0.00	5,176.40	10,000.00	10,000.00		100.00%
Total Dept 0000		<u>(4,172,376.40)</u>	<u>(4,279,996.99)</u>	<u>(4,588,173.00)</u>	<u>(4,616,520.49)</u>	<u>(4,324,575.55)</u>	<u>(4,382,575.00)</u>	<u>(4,382,575.00)</u>	<u>0.00</u>	<u>-4.48%</u>
Grand Total		<u>(4,172,376.40)</u>	<u>(4,279,996.99)</u>	<u>(4,588,173.00)</u>	<u>(4,616,520.49)</u>	<u>(4,324,575.55)</u>	<u>(4,382,575.00)</u>	<u>(4,382,575.00)</u>	<u>0.00</u>	<u>-4.48%</u>

NOTE: One or more accounts may not be printed due to Account Table restrictions.

TOWN OF YORKTOWN

Budget Preparation Report

Fiscal Year: 2021 Period From: 1 To: 12

Account	Description	2018	2019	Original	Adjusted	2020	2021	2021	2021	Variance To
		Actual	Actual	2020 Budget	2020 Budget	Actual Per 1-12	TENTATIVE Stage	PRELIMINA Stage	FINAL Stage	TENTATIVE Stage
Dept 7210	DEC									
SR.7210.0101	SALARIES	732,990.49	762,129.28	789,250.00	784,573.89	631,875.53	855,775.00	855,775.00		8.43%
SR.7210.0105	OVERTIME	8,430.11	3,557.18	9,500.00	9,500.00	646.32	9,000.00	9,000.00		-5.26%
SR.7210.0106	LONGEVITY	13,300.00	14,100.00	14,100.00	13,180.50	12,500.00	14,100.00	14,100.00		0.00%
SR.7210.0108	LUMP SUM PAYMENTS	0.00	0.00	0.00	32,316.29	32,316.29				0.00%
SR.7210.0110	SEASONAL SALARIES	3,657.50	0.00	4,000.00	4,000.00	2,730.00	4,000.00	4,000.00		0.00%
SR.7210.0131	STIPEND	23,745.02	23,745.02	31,373.00	31,373.00	21,237.01				-100.00%
SR.7210.0132	STIPEND-MECHANIC/AUTO	900.00	900.00	900.00	900.00	0.00	900.00	900.00		0.00%
SR.7210.0200	EQUIPMENT	0.00	41,746.29	275,000.00	275,000.00	965.07	60,000.00	60,000.00		-78.18%
SR.7210.0202	COMPUTER HARDWARE	668.60	4,090.60	100.00	100.00	0.00	6,225.00	6,225.00		6125.00%
SR.7210.0401	SUPPLIES	530.56	335.11	500.00	470.02	461.66	500.00	500.00		0.00%
SR.7210.0401.0001	SUPPLIES.INK & TONER	55.43	78.61	500.00	500.00	220.43	500.00	500.00		0.00%
SR.7210.0401.0030	SUPPLIES.COVID 19	0.00	0.00	0.00	29.98	29.98	100.00	100.00		100.00%
SR.7210.0402	DEPT SUPPLIES	62.99	72.88	150.00	150.00	41.06	150.00	150.00		0.00%
SR.7210.0404	MILEAGE&TOLLS	44.75	19.25	100.00	100.00	25.25	100.00	100.00		0.00%
SR.7210.0406	TELECOMMUNICATIONS	2,457.89	1,339.15	2,500.00	2,500.00	1,223.45	2,500.00	2,500.00		0.00%
SR.7210.0406.0001	CELLULAR TELEPHONE..	1,045.80	839.32	1,500.00	1,500.00	623.19	1,200.00	1,200.00		-20.00%
SR.7210.0407	ELECTRIC	2,675.52	2,712.48	5,000.00	5,000.00	1,572.62	5,000.00	5,000.00		0.00%
SR.7210.0411	PRINTING	2,862.00	3,427.00	3,500.00	3,500.00	3,144.00	3,500.00	3,500.00		0.00%
SR.7210.0412	POSTAGE	2,686.91	2,739.71	3,000.00	3,000.00	2,743.52	3,000.00	3,000.00		0.00%
SR.7210.0416	BUILDING MAINTENANCE	1,204.33	231.68	1,200.00	1,111.24	243.95	1,200.00	1,200.00		0.00%
SR.7210.0416.0001	BLDG MAINT.RESTROOM PAPER	196.72	253.34	350.00	350.00	84.93	350.00	350.00		0.00%
SR.7210.0416.0030	BUILDING MAINTENANCE.COVID 19	0.00	0.00	0.00	88.76	88.76				0.00%
SR.7210.0417	COPIER MAINTENANCE	132.12	111.86	500.00	500.00	92.04	500.00	500.00		0.00%
SR.7210.0418	EQUIP MAINT	172.88	290.35	700.00	700.00	0.00	700.00	700.00		0.00%
SR.7210.0420	VEHICLE MAINTENANCE	49,733.66	51,946.71	60,000.00	62,315.98	45,870.42	60,000.00	60,000.00		0.00%

Date Prepared: 11/16/2020 01:44 PM
 Report Date: 11/16/2020
 Account Table: SR EXP
 Alt. Sort Table:

TOWN OF YORKTOWN

Budget Preparation Report

BUD4011 1.0
 Page 2 of 3

Prepared By: PAT

Fiscal Year: 2021 Period From: 1 To: 12

Account	Description	2018	2019	Original	Adjusted	2020	2021	2021	2021	Variance To
		Actual	Actual	2020 Budget	2020 Budget	Actual Per 1-12	TENTATIVE Stage	PRELIMINA Stage	FINAL Stage	TENTATIVE Stage
Dept 7210	DEC									
SR.7210.0420.0030	VEHICLE MAINTENANCE.COVID 19	0.00	0.00	0.00	1,684.02	1,684.02				0.00%
SR.7210.0421.0001	COMPUTER SUPPORT/SOFTWARE	2,500.00	3,424.00	3,050.00	3,550.00	2,880.61	3,050.00	3,050.00		0.00%
SR.7210.0423	TRAINING	0.00	100.00	0.00	0.00	0.00				0.00%
SR.7210.0428	DUES	75.00	75.00	250.00	250.00	75.00	250.00	250.00		0.00%
SR.7210.0434	UNIFORMS	3,686.51	2,733.07	5,000.00	4,966.24	2,205.01	5,000.00	5,000.00		0.00%
SR.7210.0434.0030	UNIFORMS.COVID 19	0.00	0.00	0.00	33.76	33.76				0.00%
SR.7210.0442	LEGAL NOTICES	2,925.00	2,970.00	4,000.00	4,000.00	980.00	4,000.00	4,000.00		0.00%
SR.7210.0450	DEC WATER	189.02	199.73	200.00	200.00	137.17	250.00	250.00		25.00%
SR.7210.0467	INSURANCE	22,162.69	33,482.00	40,500.00	40,500.00	39,786.00	43,575.00	43,575.00		7.59%
SR.7210.0470	GAS AND OIL	5,232.20	4,625.05	6,000.00	6,000.00	2,438.67	6,000.00	6,000.00		0.00%
SR.7210.0470.0001	DIESEL FUEL..	23,979.20	25,689.14	30,000.00	30,000.00	14,274.69	30,000.00	30,000.00		0.00%
SR.7210.0473	MISC SERV	108.35	0.00	200.00	200.00	0.00	200.00	200.00		0.00%
SR.7210.0484	RECYCLING	19,739.12	16,396.77	28,000.00	23,500.00	10,911.76	28,000.00	28,000.00		0.00%
SR.7210.0486	DUMPING FEES	546.00	638.00	2,000.00	2,000.00	0.00	2,000.00	2,000.00		0.00%
SR.7210.0496	COMPOST EXPENSES	13,420.48	9,456.24	12,500.00	12,500.00	6,538.81	12,500.00	12,500.00		0.00%
SR.7210.0810	MEDICAL INSURANCE	146,336.22	165,009.94	182,500.00	182,500.00	124,561.35	167,500.00	167,500.00		-8.22%
SR.7210.0811	DENTAL INSURANCE	13,617.30	14,475.55	15,000.00	15,000.00	10,670.85	13,750.00	13,750.00		-8.33%
SR.7210.0812	VISION INSURANCE	3,705.30	4,215.45	4,000.00	4,000.00	3,436.80	4,200.00	4,200.00		5.00%
Total Dept 7210	DEC	1,105,775.67	1,198,155.76	1,536,923.00	1,563,643.68	979,349.98	1,349,575.00	1,349,575.00	0.00	-12.19%
Dept 8160	REFUSE & GARBAGE COLLECT									
SR.8160.0425	OUTSIDE CONTRACTOR	2,132,134.96	2,047,110.96	2,050,000.00	2,050,000.00	1,707,225.80	2,050,000.00	2,050,000.00		0.00%
SR.8160.0450	DUMPING FEES	392,679.36	433,083.25	400,000.00	400,000.00	292,336.79	415,000.00	415,000.00		3.75%
SR.8160.0452	INTERMUNICIPAL AGREEMENTS	8,429.60	8,579.79	10,500.00	10,500.00	6,570.00	10,500.00	10,500.00		0.00%
Total Dept 8160	REFUSE & GARBAGE COLLECT	2,533,243.92	2,488,774.00	2,460,500.00	2,460,500.00	2,006,132.59	2,475,500.00	2,475,500.00	0.00	0.61%
Dept 9000	EMPLOYEE BENEFITS									
SR.9000.0108	MEDICAL LUMP SUM	4,000.00	2,250.00	2,250.00	2,250.00	2,250.00	2,250.00	2,250.00		0.00%

TOWN OF YORKTOWN

Budget Preparation Report

Fiscal Year: 2021 Period From: 1 To: 12

Account	Description			Original	Adjusted	2020	2021	2021	2021	Variance To
		2018	2019	2020	2020	2020	2021	2021	2021	2021
		Actual	Actual	Budget	Budget	Actual Per 1-12	TENTATIVE Stage	PRELIMINA Stage	FINAL Stage	TENTATIVE Stage
Dept 9000	EMPLOYEE BENEFITS									
SR.9000.0800	FICA/MEDICARE	56,068.33	53,589.58	63,000.00	63,000.00	50,622.16	66,500.00	66,500.00		5.56%
SR.9000.0801	MTA TAX	2,492.00	2,385.23	3,250.00	3,250.00	2,249.82	3,000.00	3,000.00		-7.69%
SR.9000.0810	RETIREE MEDICAL	29,947.71	29,585.48	36,500.00	36,500.00	22,291.79	36,500.00	36,500.00		0.00%
SR.9000.0811	STATE RETIREMENT	98,575.00	125,605.00	157,500.00	157,500.00	0.00	130,250.00	130,250.00		-17.30%
SR.9000.0813	WORKERS COMP	6,026.15	5,990.72	8,000.00	8,000.00	7,228.52	8,000.00	8,000.00		0.00%
SR.9000.0815	EMPLOYEE ASSIST PRGRM	540.00	540.00	0.00	0.00	0.00				0.00%
Total Dept 9000	EMPLOYEE BENEFITS	197,649.19	219,946.01	270,500.00	270,500.00	84,642.29	246,500.00	246,500.00	0.00	-8.87%
Dept 9700	DEBT SERVICES									
SR.9700.0710	INTEREST EXPENSE	72.96	88.18	0.00	0.00	0.00				0.00%
Total Dept 9700	DEBT SERVICES	72.96	88.18	0.00	0.00	0.00	0.00	0.00	0.00	0.00%
Dept 9901	TRANSFERS TO OTHER FUNDS									
SR.9901.0900	TRANSFER TO WORKERS COMP SELF	0.00	61,568.01	0.00	1,626.81	1,626.81				0.00%
SR.9901.0902	TRANSFER TO HIGHWAY	58,650.00	59,800.00	61,000.00	61,000.00	61,000.00	61,000.00	61,000.00		0.00%
SR.9901.0903	TRANSFER TO GENERAL FUND	261,750.00	237,100.00	259,250.00	259,250.00	259,250.00	250,000.00	250,000.00		-3.57%
Total Dept 9901	TRANSFERS TO OTHER FUNDS	320,400.00	358,468.01	320,250.00	321,876.81	321,876.81	311,000.00	311,000.00	0.00	-2.89%
Grand Total		4,157,141.74	4,265,431.96	4,588,173.00	4,616,520.49	3,392,001.67	4,382,575.00	4,382,575.00	0.00	-4.48%

NOTE: One or more accounts may not be printed due to Account Table restrictions.

Date Prepared: 11/16/2020 01:45 PM

Report Date: 11/16/2020

Account Table: GB REV

Alt. Sort Table:

TOWN OF YORKTOWN

Budget Preparation Report

BUD4011 1.0

Page 1 of 1

Prepared By: PAT

Fiscal Year: 2021 Period From: 1 To: 12

Account	Description	2018	2019	Original	Adjusted	2020	2021	2021	2021	Variance To
		Actual	Actual	2020 Budget	2020 Budget	Actual Per 1-12	TENTATIVE Stage	PRELIMINA Stage	FINAL Stage	TENTATIVE Stage
Dept 0000										
GB.0000.1001	TAXES	222,900.00	222,470.00	226,400.00	226,400.00	226,400.00	224,665.00	224,665.00		-0.77%
GB.0000.1002	APPR FUND BALANCE	0.00	0.00	0.00	12,200.00	0.00				0.00%
GB.0000.2401	INTEREST EARNED	625.49	920.80	750.00	750.00	268.44	300.00	300.00		-60.00%
Total Dept 0000		<u>(223,525.49)</u>	<u>(223,390.80)</u>	<u>(227,150.00)</u>	<u>(239,350.00)</u>	<u>(226,668.44)</u>	<u>(224,965.00)</u>	<u>(224,965.00)</u>	<u>0.00</u>	<u>-0.96%</u>
Grand Total		<u>(223,525.49)</u>	<u>(223,390.80)</u>	<u>(227,150.00)</u>	<u>(239,350.00)</u>	<u>(226,668.44)</u>	<u>(224,965.00)</u>	<u>(224,965.00)</u>	<u>0.00</u>	<u>-0.96%</u>

NOTE: One or more accounts may not be printed due to Account Table restrictions.

Date Prepared: 11/16/2020 01:46 PM

Report Date: 11/16/2020

Account Table: GB EXP

Alt. Sort Table:

TOWN OF YORKTOWN

Budget Preparation Report

BUD4011 1.0

Page 1 of 1

Prepared By: PAT

Fiscal Year: 2021 Period From: 1 To: 12

Account	Description	Original		Adjusted		2020	2021	2021	2021	Variance To
		2018 Actual	2019 Actual	2020 Budget	2020 Budget	Actual Per 1-12	TENTATIVE Stage	PRELIMINA Stage	FINAL Stage	TENTATIVE Stage
Dept 8130	SEWAGE TREATMENT									
GB.8130.0490	PROF SERVICES	0.00	2,985.65	0.00	0.00	0.00				0.00%
GB.8130.0496	TRANSFER TO YS	0.00	0.00	0.00	12,200.00	12,200.00				0.00%
Total Dept 8130	SEWAGE TREATMENT	0.00	2,985.65	0.00	12,200.00	12,200.00	0.00	0.00	0.00	0.00%
Dept 9700	DEBT SERVICES									
GB.9700.0490	PROF SERVICES	5,493.18	5,162.93	4,900.00	4,900.00	4,812.33	4,455.00	4,455.00		-9.08%
GB.9700.0710	INTEREST EXPENSE	0.00	0.00	0.00	0.00	7.87				0.00%
Total Dept 9700	DEBT SERVICES	5,493.18	5,162.93	4,900.00	4,900.00	4,820.20	4,455.00	4,455.00	0.00	-9.08%
Dept 9710	SERIAL BONDS									
GB.9710.0610.0003	2003 EFC BOND PRINCIPAL..	69,300.00	72,600.00	75,900.00	75,900.00	75,900.00	75,900.00	75,900.00		0.00%
GB.9710.0610.0004	2004B BOND PRINCIPAL..	99,530.00	102,220.00	107,600.00	107,600.00	107,600.00	110,290.00	110,290.00		2.50%
GB.9710.0710.0003	2003C EFC BOND INTEREST..	13,321.22	11,369.21	9,450.00	9,450.00	9,415.61	7,310.00	7,310.00		-22.65%
GB.9710.0710.0004	2004B EFC BOND INTEREST..	33,707.90	31,511.59	29,300.00	29,300.00	11,985.65	27,010.00	27,010.00		-7.82%
Total Dept 9710	SERIAL BONDS	215,859.12	217,700.80	222,250.00	222,250.00	204,901.26	220,510.00	220,510.00	0.00	-0.78%
Grand Total		221,352.30	225,849.38	227,150.00	239,350.00	221,921.46	224,965.00	224,965.00	0.00	-0.96%

NOTE: One or more accounts may not be printed due to Account Table restrictions.

Date Prepared: 11/16/2020 01:47 PM

Report Date: 11/16/2020

Account Table: GC REV

Alt. Sort Table:

TOWN OF YORKTOWN Budget Preparation Report

BUD4011 1.0

Page 1 of 1

Prepared By: PAT

Fiscal Year: 2021 Period From: 1 To: 12

Account	Description	2018 Actual	2019 Actual	Original 2020 Budget	Adjusted 2020 Budget	2020 Actual Per 1-12	2021 TENTATIVE Stage	2021 PRELIMINA Stage	2021 FINAL Stage	Variance To TENTATIVE Stage
Dept 0000										
GC.0000.1001	TAXES	62,700.00	62,125.00	62,175.00	62,175.00	62,175.00	62,481.00	62,481.00		0.49%
GC.0000.1002	APPR FUND BALANCE	0.00	0.00	0.00	5,998.00	0.00				0.00%
GC.0000.2401	INTEREST EARNINGS	739.02	1,106.80	650.00	650.00	436.78	500.00	500.00		-23.08%
Total Dept 0000		(63,439.02)	(63,231.80)	(62,825.00)	(68,823.00)	(62,611.78)	(62,981.00)	(62,981.00)	0.00	0.25%
Grand Total		(63,439.02)	(63,231.80)	(62,825.00)	(68,823.00)	(62,611.78)	(62,981.00)	(62,981.00)	0.00	0.25%

NOTE: One or more accounts may not be printed due to Account Table restrictions.

TOWN OF YORKTOWN

Budget Preparation Report

Fiscal Year: 2021 Period From: 1 To: 12

Account	Description			Original	Adjusted	2020	2021	2021	2021	Variance To
		2018	2019	2020	2020	2020	2021	2021	2021	TENTATIVE
		Actual	Actual	Budget	Budget	Actual Per 1-12	TENTATIVE Stage	PRELIMINA Stage	FINAL Stage	TENTATIVE Stage
Dept 8130	SEWAGE TREATMENT									
GC.8130.0490	PROF SERVICES	0.00	1,141.15	0.00	0.00	0.00				0.00%
GC.8130.0496	TRANSFER TO YS	0.00	0.00	0.00	5,998.00	5,998.00				0.00%
Total Dept 8130	SEWAGE TREATMENT	0.00	1,141.15	0.00	5,998.00	5,998.00	0.00	0.00	0.00	0.00%
Dept 9700	DEBT SERVICES									
GC.9700.0490	PROF SERVICES	884.40	807.64	750.00	750.00	730.16	2,350.00	2,350.00		213.33%
Total Dept 9700	DEBT SERVICES	884.40	807.64	750.00	750.00	730.16	2,350.00	2,350.00	0.00	213.33%
Dept 9710	SERIAL BONDS									
GC.9710.0610.0002	2002A BOND PRINCIPAL..	15,000.00	15,000.00	15,000.00	15,000.00	15,000.00	15,000.00	15,000.00		0.00%
GC.9710.0610.0003	2003C EFC BOND PRINCIPAL..	35,700.00	37,400.00	39,100.00	39,100.00	39,100.00	39,100.00	39,100.00		0.00%
GC.9710.0710.0002	2002A BOND INTEREST..	3,687.30	3,406.17	3,075.00	3,075.00	3,072.31	2,765.00	2,765.00		-10.08%
GC.9710.0710.0003	2003C EFC BOND INTEREST..	6,862.45	5,856.86	4,900.00	4,900.00	4,850.47	3,766.00	3,766.00		-23.14%
Total Dept 9710	SERIAL BONDS	61,249.75	61,663.03	62,075.00	62,075.00	62,022.78	60,631.00	60,631.00	0.00	-2.33%
Grand Total		62,134.15	63,611.82	62,825.00	68,823.00	68,750.94	62,981.00	62,981.00	0.00	0.25%

NOTE: One or more accounts may not be printed due to Account Table restrictions.

Date Prepared: 11/16/2020 01:49 PM

Report Date: 11/16/2020

Account Table: GD REV

Alt. Sort Table:

TOWN OF YORKTOWN

Budget Preparation Report

BUD4011 1.0

Page 1 of 1

Prepared By: PAT

Fiscal Year: 2021 Period From: 1 To: 12

Account	Description	Original		Adjusted		2020	2021	2021	2021	Variance To
		2018 Actual	2019 Actual	2020 Budget	2020 Budget	Actual Per 1-12	TENTATIVE Stage	PRELIMINA Stage	FINAL Stage	TENTATIVE Stage
Dept 0000										
GD.0000.1001	TAXES	284,410.00	289,805.00	343,375.00	343,375.00	343,375.00	375,918.00	375,918.00		9.48%
GD.0000.1002	APPR FUND BALANCE	0.00	0.00	0.00	32,843.00	0.00	25,000.00	25,000.00		100.00%
GD.0000.2401	INTEREST EARNINGS	2,836.80	4,012.23	3,000.00	3,000.00	1,260.93	1,500.00	1,500.00		-50.00%
Total Dept 0000		(287,246.80)	(293,817.23)	(346,375.00)	(379,218.00)	(344,635.93)	(402,418.00)	(402,418.00)	0.00	16.18%
Grand Total		(287,246.80)	(293,817.23)	(346,375.00)	(379,218.00)	(344,635.93)	(402,418.00)	(402,418.00)	0.00	16.18%

NOTE: One or more accounts may not be printed due to Account Table restrictions.

Date Prepared: 11/16/2020 01:50 PM
 Report Date: 11/16/2020
 Account Table: GD EXPENSE
 Alt. Sort Table:

TOWN OF YORKTOWN

Budget Preparation Report

BUD4011 1.0
 Page 1 of 1
 Prepared By: PAT

Fiscal Year: 2021 Period From: 1 To: 12

Account	Description	2018	2019	Original	Adjusted	2020	2021	2021	2021	Variance To
		Actual	Actual	2020 Budget	2020 Budget	Actual Per 1-12	TENTATIVE Stage	PRELIMINA Stage	FINAL Stage	TENTATIVE Stage
Dept 8130	SEWAGE TREATMENT									
GD.8130.0406	TELECOMMUNICATIONS	702.18	760.71	800.00	800.00	644.15	800.00	800.00		0.00%
GD.8130.0407	ELECTRIC	42,311.51	41,511.50	45,000.00	45,000.00	22,892.78	45,000.00	45,000.00		0.00%
GD.8130.0440	AUDIT FEE	0.00	0.00	400.00	400.00	0.00				-100.00%
GD.8130.0450	WATER PURCHASE	657.40	246.70	2,000.00	2,000.00	433.20	1,000.00	1,000.00		-50.00%
GD.8130.0459	HUNTERBROOK INFILTRATION/INFLOW CONTROL	0.00	0.00	0.00	0.00	0.00	50,000.00	50,000.00		100.00%
GD.8130.0462	MNT&RPR PUMP STATION	31,131.45	76,308.71	35,000.00	35,000.00	1,094.13	35,000.00	35,000.00		0.00%
GD.8130.0490	PROF SERVICES	0.00	4,464.11	0.00	0.00	0.00				0.00%
GD.8130.0491	EASEMENT AND TAX	2,267.29	2,267.29	2,750.00	2,750.00	2,267.29	2,500.00	2,500.00		-9.09%
GD.8130.0496	TRANSFER TO YS	0.00	0.00	0.00	32,843.00	32,843.00				0.00%
Total Dept 8130	SEWAGE TREATMENT	77,069.83	125,559.02	85,950.00	118,793.00	60,174.55	134,300.00	134,300.00	0.00	56.25%
Dept 9700	DEBT SERVICES									
GD.9700.0490	PROF SERVICES	5,012.00	4,712.00	4,450.00	4,450.00	4,412.00	4,086.00	4,086.00		-8.18%
Total Dept 9700	DEBT SERVICES	5,012.00	4,712.00	4,450.00	4,450.00	4,412.00	4,086.00	4,086.00	0.00	-8.18%
Dept 9710	SERIAL BONDS									
GD.9710.0610.0003	2003C EFC BOND PRINCIPAL..	120,000.00	120,000.00	130,000.00	130,000.00	130,000.00	135,000.00	135,000.00		3.85%
GD.9710.0710.0003	2003C EFC BOND INTEREST..	48,379.46	45,295.14	41,850.00	41,850.00	41,842.15	37,857.00	37,857.00		-9.54%
Total Dept 9710	SERIAL BONDS	168,379.46	165,295.14	171,850.00	171,850.00	171,842.15	172,857.00	172,857.00	0.00	0.59%
Dept 9901	TRANSFERS TO OTHER FUNDS									
GD.9901.0903	TRANSFER TO GENERAL FUND	14,760.00	15,100.00	15,375.00	15,375.00	15,375.00	18,675.00	18,675.00		21.46%
GD.9901.0904	TRANSFER TO YS	24,600.00	25,155.00	68,750.00	68,750.00	68,750.00	72,500.00	72,500.00		5.45%
Total Dept 9901	TRANSFERS TO OTHER FUNDS	39,360.00	40,255.00	84,125.00	84,125.00	84,125.00	91,175.00	91,175.00	0.00	8.38%
Grand Total		289,821.29	335,821.16	346,375.00	379,218.00	320,553.70	402,418.00	402,418.00	0.00	16.18%

NOTE: One or more accounts may not be printed due to Account Table restrictions.

Date Prepared: 11/16/2020 01:51 PM
 Report Date: 11/16/2020
 Account Table: GE REV

TOWN OF YORKTOWN Budget Preparation Report

BUD4011 1.0
 Page 1 of 1
 Prepared By: PAT

Alt. Sort Table:

Fiscal Year: 2021 Period From: 1 To: 12

Account	Description			Original	Adjusted	2020	2021	2021	2021	Variance To
		2018	2019	2020	2020	Actual	TENTATIVE	PRELIMINA	FINAL	TENTATIVE
		Actual	Actual	Budget	Budget	Per 1-12	Stage	Stage	Stage	Stage
Dept 0000										
GE.0000.1001	REAL PROPERTY TAXES	15,950.00	15,350.00	14,750.00	14,750.00	14,750.00	16,100.00	16,100.00		9.15%
GE.0000.1002	APPR FUND BALANCE	0.00	0.00	0.00	1,157.00	0.00				0.00%
GE.0000.2401	INTEREST EARNINGS	3,256.67	823.37	350.00	350.00	523.24	500.00	500.00		42.86%
GE.0000.2401.0001	CAPITAL INTEREST..	14,298.49	36,305.14	0.00	0.00	3,160.68	2,500.00	2,500.00		100.00%
Total Dept 0000		(33,505.16)	(52,478.51)	(15,100.00)	(16,257.00)	(18,433.92)	(19,100.00)	(19,100.00)	0.00	26.49%
Grand Total		(33,505.16)	(52,478.51)	(15,100.00)	(16,257.00)	(18,433.92)	(19,100.00)	(19,100.00)	0.00	26.49%

NOTE: One or more accounts may not be printed due to Account Table restrictions.

Date Prepared: 11/16/2020 01:51 PM
 Report Date: 11/16/2020
 Account Table: GE
 Alt. Sort Table:

TOWN OF YORKTOWN

Budget Preparation Report

BUD4011 1.0
 Page 1 of 1

Prepared By: PAT

Fiscal Year: 2021 Period From: 1 To: 12

Account	Description	2018	2019	Original	Adjusted	2020	2021	2021	2021	Variance To
		Actual	Actual	2020 Budget	2020 Budget	Actual Per 1-12	TENTATIVE Stage	PRELIMINA Stage	FINAL Stage	TENTATIVE Stage
Dept 8130	SEWAGE TREATMENT									
GE.8130.0496	TRANSFER TO YS	0.00	0.00	0.00	1,157.00	1,157.00				0.00%
Total Dept 8130	SEWAGE TREATMENT	0.00	0.00	0.00	1,157.00	1,157.00	0.00	0.00	0.00	0.00%
Dept 9700	DEBT SERVICES									
GE.9700.0490	FEES	150.00	327.31	100.00	100.00	74.00	100.00	100.00		0.00%
Total Dept 9700	DEBT SERVICES	150.00	327.31	100.00	100.00	74.00	100.00	100.00	0.00	0.00%
Dept 9710	SERIAL BONDS									
GE.9710.0610.0002	2002A BOND PRINCIPAL..	15,000.00	15,000.00	15,000.00	15,000.00	15,000.00	15,000.00	15,000.00		0.00%
GE.9710.0710.0002	2002A BOND INTEREST..	549.33	196.32	0.00	0.00	0.00				0.00%
Total Dept 9710	SERIAL BONDS	15,549.33	15,196.32	15,000.00	15,000.00	15,000.00	15,000.00	15,000.00	0.00	0.00%
Dept 9901	TRANSFERS TO OTHER FUNDS									
GE.9901.0904	TRANSFER TO YS	0.00	0.00	0.00	0.00	0.00	4,000.00	4,000.00		100.00%
Total Dept 9901	TRANSFERS TO OTHER FUNDS	0.00	0.00	0.00	0.00	0.00	4,000.00	4,000.00	0.00	100.00%
Grand Total		15,699.33	15,523.63	15,100.00	16,257.00	16,231.00	19,100.00	19,100.00	0.00	26.49%

NOTE: One or more accounts may not be printed due to Account Table restrictions.

Date Prepared: 11/16/2020 01:50 PM

Report Date: 11/16/2020

Account Table: GF REV

Alt. Sort Table:

TOWN OF YORKTOWN Budget Preparation Report

BUD4011 1.0

Page 1 of 1

Prepared By: PAT

Fiscal Year: 2021 Period From: 1 To: 12

Account	Description			Original	Adjusted	2020	2021	2021	2021	Variance To
		2018 Actual	2019 Actual	2020 Budget	2020 Budget	Actual Per 1-12	TENTATIVE Stage	PRELIMINA Stage	FINAL Stage	TENTATIVE Stage
Dept 0000										
GF.0000.1001	REAL PROPERTY TAXES	52,350.00	52,530.00	57,900.00	57,900.00	57,900.00	62,870.00	62,870.00		8.58%
GF.0000.1002	APPR FUND BALANCE	0.00	0.00	5,000.00	9,179.00	0.00				-100.00%
GF.0000.1002.0009	APPROPRIATED FUND BALANCE.RESERVE FOR DEBT	0.00	0.00	0.00	0.00	0.00	12,500.00	12,500.00		100.00%
GF.0000.2401	INTEREST EARNINGS	2,113.17	2,994.22	2,000.00	2,000.00	1,325.06	1,750.00	1,750.00		-12.50%
Total Dept 0000		(54,463.17)	(55,524.22)	(64,900.00)	(69,079.00)	(59,225.06)	(77,120.00)	(77,120.00)	0.00	18.83%
Grand Total		(54,463.17)	(55,524.22)	(64,900.00)	(69,079.00)	(59,225.06)	(77,120.00)	(77,120.00)	0.00	18.83%

NOTE: One or more accounts may not be printed due to Account Table restrictions.

TOWN OF YORKTOWN

Budget Preparation Report

Fiscal Year: 2021 Period From: 1 To: 12

Account	Description	2018	2019	Original	Adjusted	2020	2021	2021	2021	Variance To
		Actual	Actual	2020 Budget	2020 Budget	Actual Per 1-12	TENTATIVE Stage	PRELIMINA Stage	FINAL Stage	TENTATIVE Stage
Dept 8130	SEWAGE TREATMENT									
GF.8130.0490	PROF SERVICES	0.00	767.94	0.00	0.00	0.00				0.00%
GF.8130.0496	TRANSFER TO YS	0.00	0.00	0.00	4,179.00	4,179.00				0.00%
Total Dept 8130	SEWAGE TREATMENT	0.00	767.94	0.00	4,179.00	4,179.00	0.00	0.00	0.00	0.00%
Dept 9700	DEBT SERVICES									
GF.9700.0490	PROF SERVICES	2,200.77	2,083.69	2,000.00	2,000.00	1,959.70	1,835.00	1,835.00		-8.25%
Total Dept 9700	DEBT SERVICES	2,200.77	2,083.69	2,000.00	2,000.00	1,959.70	1,835.00	1,835.00	0.00	-8.25%
Dept 9710	SERIAL BONDS									
GF.9710.0610.0004	2004B EFC BOND PRINCIPAL..	45,695.00	46,930.00	49,400.00	49,400.00	49,400.00	50,635.00	50,635.00		2.50%
GF.9710.0710.0004	2004B EFC BOND INTEREST..	15,475.56	14,467.21	13,500.00	13,500.00	5,502.70	12,400.00	12,400.00		-8.15%
Total Dept 9710	SERIAL BONDS	61,170.56	61,397.21	62,900.00	62,900.00	54,902.70	63,035.00	63,035.00	0.00	0.21%
Dept 9901	TRANSFERS TO OTHER FUNDS									
GF.9901.0904	TRANSFER TO YS	0.00	0.00	0.00	0.00	0.00	12,250.00	12,250.00		100.00%
Total Dept 9901	TRANSFERS TO OTHER FUNDS	0.00	0.00	0.00	0.00	0.00	12,250.00	12,250.00	0.00	100.00%
Grand Total		63,371.33	64,248.84	64,900.00	69,079.00	61,041.40	77,120.00	77,120.00	0.00	18.83%

NOTE: One or more accounts may not be printed due to Account Table restrictions.

Date Prepared: 11/16/2020 01:54 PM

Report Date: 11/16/2020

Account Table: GG REV

Alt. Sort Table:

TOWN OF YORKTOWN

Budget Preparation Report

BUD4011 1.0

Page 1 of 1

Prepared By: PAT

Fiscal Year: 2021 Period From: 1 To: 12

Account	Description	2018	2019	Original	Adjusted	2020	2021	2021	2021	Variance To
		Actual	Actual	2020 Budget	2020 Budget	Actual Per 1-12	TENTATIVE Stage	PRELIMINA Stage	FINAL Stage	TENTATIVE Stage
Dept 0000										
GG.0000.1001	REAL PROPERTY TAXES	67,850.00	78,500.00	80,290.00	80,290.00	80,290.00	86,600.00	86,600.00		7.86%
GG.0000.1002	APPR FUND BALANCE	0.00	0.00	5,500.00	8,051.00	0.00				-100.00%
GG.0000.1002.0009	APPROPRIATED FUND BALANCE.RESERVE FOR DEBT	0.00	0.00	0.00	0.00	0.00	10,000.00	10,000.00		100.00%
GG.0000.2401	INTEREST EARNINGS	2,300.31	3,268.77	1,750.00	1,750.00	1,309.26	1,500.00	1,500.00		-14.29%
Total Dept 0000		(70,150.31)	(81,768.77)	(87,540.00)	(90,091.00)	(81,599.26)	(98,100.00)	(98,100.00)	0.00	12.06%
Grand Total		(70,150.31)	(81,768.77)	(87,540.00)	(90,091.00)	(81,599.26)	(98,100.00)	(98,100.00)	0.00	12.06%

NOTE: One or more accounts may not be printed due to Account Table restrictions.

Date Prepared: 11/16/2020 01:54 PM

Report Date: 11/16/2020

Account Table: GG EXP

Alt. Sort Table:

TOWN OF YORKTOWN

Budget Preparation Report

BUD4011 1.0

Page 1 of 1

Prepared By: PAT

Fiscal Year: 2021 Period From: 1 To: 12

Account	Description	2018	2019	Original	Adjusted	2020	2021	2021	2021	Variance To
		Actual	Actual	2020 Budget	2020 Budget	Actual Per 1-12	TENTATIVE Stage	PRELIMINA Stage	FINAL Stage	TENTATIVE Stage
Dept 8130	SEWAGE TREATMENT									
GG.8130.0490	PROF SERVICES	0.00	495.22	0.00	0.00	0.00				0.00%
GG.8130.0496	TRANSFER TO YS	0.00	0.00	0.00	2,551.00	2,551.00				0.00%
Total Dept 8130	SEWAGE TREATMENT	0.00	495.22	0.00	2,551.00	2,551.00	0.00	0.00	0.00	0.00%
Dept 9700	DEBT SERVICES									
GG.9700.0490	PROF SERVICES	700.60	715.31	850.00	850.00	677.30	850.00	850.00		0.00%
Total Dept 9700	DEBT SERVICES	700.60	715.31	850.00	850.00	677.30	850.00	850.00	0.00	0.00%
Dept 9730	BOND ANTICIPATION NOTES									
GG.9730.0610	PRINCIPAL	65,000.00	65,000.00	65,000.00	65,000.00	0.00	65,000.00	65,000.00		0.00%
GG.9730.0710	INTEREST	14,971.10	21,924.13	21,690.00	21,690.00	0.00	19,750.00	19,750.00		-8.94%
Total Dept 9730	BOND ANTICIPATION NOTES	79,971.10	86,924.13	86,690.00	86,690.00	0.00	84,750.00	84,750.00	0.00	-2.24%
Dept 9901	TRANSFERS TO OTHER FUNDS									
GG.9901.0904	TRANSFER TO YS	0.00	0.00	0.00	0.00	0.00	12,500.00	12,500.00		100.00%
Total Dept 9901	TRANSFERS TO OTHER FUNDS	0.00	0.00	0.00	0.00	0.00	12,500.00	12,500.00	0.00	100.00%
Grand Total		80,671.70	88,134.66	87,540.00	90,091.00	3,228.30	98,100.00	98,100.00	0.00	12.06%

NOTE: One or more accounts may not be printed due to Account Table restrictions.

Date Prepared: 11/16/2020 01:55 PM

Report Date: 11/16/2020

Account Table: GH REV

Alt. Sort Table:

TOWN OF YORKTOWN

Budget Preparation Report

BUD4011 1.0

Page 1 of 1

Prepared By: PAT

Fiscal Year: 2021 Period From: 1 To: 12

Account	Description	2018 Actual	2019 Actual	Original 2020 Budget	Adjusted 2020 Budget	2020 Actual Per 1-12	2021 TENTATIVE Stage	2021 PRELIMINA Stage	2021 FINAL Stage	Variance To TENTATIVE Stage
Dept 0000										
GH.0000.1001	REAL PROPERTY TAXES	38,950.00	44,900.00	43,925.00	43,925.00	43,925.00	45,500.00	45,500.00		3.59%
GH.0000.1002	APPR FUND BALANCE	0.00	0.00	0.00	1,100.00	0.00	5,000.00	5,000.00		100.00%
GH.0000.2401	INTEREST EARNINGS	2,222.28	3,334.86	1,000.00	1,000.00	1,485.58	1,000.00	1,000.00		0.00%
Total Dept 0000		<u>(41,172.28)</u>	<u>(48,234.86)</u>	<u>(44,925.00)</u>	<u>(46,025.00)</u>	<u>(45,410.58)</u>	<u>(51,500.00)</u>	<u>(51,500.00)</u>	<u>0.00</u>	<u>14.64%</u>
Grand Total		<u>(41,172.28)</u>	<u>(48,234.86)</u>	<u>(44,925.00)</u>	<u>(46,025.00)</u>	<u>(45,410.58)</u>	<u>(51,500.00)</u>	<u>(51,500.00)</u>	<u>0.00</u>	<u>14.64%</u>

NOTE: One or more accounts may not be printed due to Account Table restrictions.

Date Prepared: 11/16/2020 01:55 PM

Report Date: 11/16/2020

Account Table: GH EXP

Alt. Sort Table:

TOWN OF YORKTOWN

Budget Preparation Report

BUD4011 1.0

Page 1 of 1

Prepared By: PAT

Fiscal Year: 2021 Period From: 1 To: 12

Account	Description	2018	2019	Original	Adjusted	2020	2021	2021	2021	Variance To
		Actual	Actual	2020 Budget	2020 Budget	Actual Per 1-12	TENTATIVE Stage	PRELIMINA Stage	FINAL Stage	TENTATIVE Stage
Dept 8130	SEWAGE TREATMENT									
GH.8130.0496	TRANSFER TO YS	0.00	0.00	0.00	1,100.00	1,100.00				0.00%
Total Dept 8130	SEWAGE TREATMENT	0.00	0.00	0.00	1,100.00	1,100.00	0.00	0.00	0.00	0.00%
Dept 9700	DEBT SERVICES									
GH.9700.0490	PROF SERVICES	406.97	629.33	450.00	450.00	405.17	450.00	450.00		0.00%
Total Dept 9700	DEBT SERVICES	406.97	629.33	450.00	450.00	405.17	450.00	450.00	0.00	0.00%
Dept 9730	BOND ANTICIPATION NOTES									
GH.9730.0610	PRINCIPAL	31,500.00	31,500.00	31,500.00	31,500.00	0.00	31,500.00	31,500.00		0.00%
GH.9730.0710	INTEREST	8,696.58	12,909.64	12,975.00	12,975.00	0.00	12,050.00	12,050.00		-7.13%
Total Dept 9730	BOND ANTICIPATION NOTES	40,196.58	44,409.64	44,475.00	44,475.00	0.00	43,550.00	43,550.00	0.00	-2.08%
Dept 9901	TRANSFERS TO OTHER FUNDS									
GH.9901.0904	TRANSFER TO YS	0.00	0.00	0.00	0.00	0.00	7,500.00	7,500.00		100.00%
Total Dept 9901	TRANSFERS TO OTHER FUNDS	0.00	0.00	0.00	0.00	0.00	7,500.00	7,500.00	0.00	100.00%
Grand Total		40,603.55	45,038.97	44,925.00	46,025.00	1,505.17	51,500.00	51,500.00	0.00	14.64%

NOTE: One or more accounts may not be printed due to Account Table restrictions.

Date Prepared: 11/16/2020 01:56 PM

Report Date: 11/16/2020

Account Table: GI REV

Alt. Sort Table:

TOWN OF YORKTOWN

Budget Preparation Report

BUD4011 1.0

Page 1 of 1

Prepared By: PAT

Fiscal Year: 2021 Period From: 1 To: 12

Account	Description			Original	Adjusted	2020	2021	2021	2021	Variance To
		2018	2019	2020	2020	Actual	TENTATIVE	PRELIMINA	FINAL	TENTATIVE
		Actual	Actual	Budget	Budget	Per 1-12	Stage	Stage	Stage	Stage
Dept 0000										
GI.0000.1001	REAL PROPERTY TAXES	36,450.00	40,600.00	39,638.00	39,638.00	39,638.00	41,400.00	41,400.00		4.45%
GI.0000.1002	APPR FUND BALANCE	0.00	0.00	0.00	1,580.00	0.00	2,500.00	2,500.00		100.00%
GI.0000.2401	INTEREST EARNINGS	618.43	911.03	300.00	300.00	339.38	150.00	150.00		-50.00%
Total Dept 0000		(37,068.43)	(41,511.03)	(39,938.00)	(41,518.00)	(39,977.38)	(44,050.00)	(44,050.00)	0.00	10.30%
Grand Total		(37,068.43)	(41,511.03)	(39,938.00)	(41,518.00)	(39,977.38)	(44,050.00)	(44,050.00)	0.00	10.30%

NOTE: One or more accounts may not be printed due to Account Table restrictions.

TOWN OF YORKTOWN

Budget Preparation Report

Fiscal Year: 2021 Period From: 1 To: 12

Account	Description	Original		Adjusted		2020	2021	2021	2021	Variance To
		2018 Actual	2019 Actual	2020 Budget	2020 Budget	Actual Per 1-12	TENTATIVE Stage	PRELIMINA Stage	FINAL Stage	TENTATIVE Stage
Dept 8130	SEWAGE TREATMENT									
GI.8130.0496	TRANSFER TO YS	0.00	0.00	0.00	1,580.00	1,580.00				0.00%
Total Dept 8130	SEWAGE TREATMENT	0.00	0.00	0.00	1,580.00	1,580.00	0.00	0.00	0.00	0.00%
Dept 9700	DEBT SERVICES									
GI.9700.0490	PROF SERVICES	293.83	569.56	300.00	300.00	277.53	300.00	300.00		0.00%
Total Dept 9700	DEBT SERVICES	293.83	569.56	300.00	300.00	277.53	300.00	300.00	0.00	0.00%
Dept 9730	BOND ANTICIPATION NOTES									
GI.9730.0610	PRINCIPAL	30,750.00	30,750.00	30,750.00	30,750.00	0.00	30,750.00	30,750.00		0.00%
GI.9730.0710	INTEREST	6,278.91	9,097.96	8,888.00	8,888.00	0.00	8,000.00	8,000.00		-9.99%
Total Dept 9730	BOND ANTICIPATION NOTES	37,028.91	39,847.96	39,638.00	39,638.00	0.00	38,750.00	38,750.00	0.00	-2.24%
Dept 9901	TRANSFERS TO OTHER FUNDS									
GI.9901.0904	TRANSFER TO YS	0.00	0.00	0.00	0.00	0.00	5,000.00	5,000.00		100.00%
Total Dept 9901	TRANSFERS TO OTHER FUNDS	0.00	0.00	0.00	0.00	0.00	5,000.00	5,000.00	0.00	100.00%
Grand Total		37,322.74	40,417.52	39,938.00	41,518.00	1,857.53	44,050.00	44,050.00	0.00	10.30%

NOTE: One or more accounts may not be printed due to Account Table restrictions.

Date Prepared: 11/16/2020 01:57 PM

Report Date: 11/16/2020

Account Table: GJ REV

Alt. Sort Table:

TOWN OF YORKTOWN Budget Preparation Report

BUD4011 1.0

Page 1 of 1

Prepared By: PAT

Fiscal Year: 2021 Period From: 1 To: 12

Account	Description	2018	2019	Original	Adjusted	2020	2021	2021	2021	Variance To
		Actual	Actual	2020 Budget	2020 Budget	Actual Per 1-12	TENTATIVE Stage	PRELIMINA Stage	FINAL Stage	TENTATIVE Stage
Dept 0000										
GJ.0000.1001	REAL PROPERTY TAXES	123,850.00	123,350.00	3,100.00	3,100.00	3,100.00	3,350.00	3,350.00		8.06%
GJ.0000.1002	APPR FUND BALANCE	0.00	0.00	0.00	8,373.00	0.00	3,500.00	3,500.00		100.00%
GJ.0000.2401	INTEREST EARNINGS	4,133.62	5,202.35	0.00	0.00	1,365.30	1,750.00	1,750.00		100.00%
Total Dept 0000		(127,983.62)	(128,552.35)	(3,100.00)	(11,473.00)	(4,465.30)	(8,600.00)	(8,600.00)	0.00	177.42%
Grand Total		(127,983.62)	(128,552.35)	(3,100.00)	(11,473.00)	(4,465.30)	(8,600.00)	(8,600.00)	0.00	177.42%

NOTE: One or more accounts may not be printed due to Account Table restrictions.

Date Prepared: 11/16/2020 01:57 PM

Report Date: 11/16/2020

Account Table: GJ EXP

Alt. Sort Table:

TOWN OF YORKTOWN

Budget Preparation Report

BUD4011 1.0

Page 1 of 1

Prepared By: PAT

Fiscal Year: 2021 Period From: 1 To: 12

Account	Description			Original	Adjusted	2020	2021	2021	2021	Variance To
		2018	2019	2020	2020	2020	TENTATIVE	PRELIMINA	2021	TENTATIVE
		Actual	Actual	Budget	Budget	Actual	Stage	Stage	FINAL	Stage
						Per 1-12			Stage	
Dept 8130	SEWAGE TREATMENT									
GJ.8130.0421	ALARM MAINTENANCE	1,042.20	1,042.20	1,100.00	1,100.00	0.00	1,100.00	1,100.00		0.00%
GJ.8130.0462	MNT&RPR PUMP STATION	0.00	0.00	2,000.00	2,000.00	0.00	2,500.00	2,500.00		25.00%
GJ.8130.0496	TRANSFER TO YS	0.00	0.00	0.00	8,373.00	8,373.00				0.00%
Total Dept 8130	SEWAGE TREATMENT	1,042.20	1,042.20	3,100.00	11,473.00	8,373.00	3,600.00	3,600.00	0.00	16.13%
Dept 9700	DEBT SERVICES									
GJ.9700.0490	PROF SERVICES	269.60	399.39	0.00	0.00	0.00				0.00%
Total Dept 9700	DEBT SERVICES	269.60	399.39	0.00	0.00	0.00	0.00	0.00	0.00	0.00%
Dept 9730	BOND ANTICIPATION NOTES									
GJ.9730.0610	PRINCIPAL	165,000.00	163,250.00	0.00	0.00	0.00				0.00%
GJ.9730.0710	INTEREST	5,761.15	4,542.02	0.00	0.00	0.00				0.00%
Total Dept 9730	BOND ANTICIPATION NOTES	170,761.15	167,792.02	0.00	0.00	0.00	0.00	0.00	0.00	0.00%
Dept 9901	TRANSFERS TO OTHER FUNDS									
GJ.9901.0904	TRANSFER TO YS	0.00	0.00	0.00	0.00	0.00	5,000.00	5,000.00		100.00%
Total Dept 9901	TRANSFERS TO OTHER FUNDS	0.00	0.00	0.00	0.00	0.00	5,000.00	5,000.00	0.00	100.00%
Grand Total		172,072.95	169,233.61	3,100.00	11,473.00	8,373.00	8,600.00	8,600.00	0.00	177.42%

NOTE: One or more accounts may not be printed due to Account Table restrictions.

Date Prepared: 11/16/2020 01:58 PM

Report Date: 11/16/2020

Account Table: OS REVENUE

Alt. Sort Table:

TOWN OF YORKTOWN

Budget Preparation Report

BUD4011 1.0

Page 1 of 1

Prepared By: PAT

Fiscal Year: 2021 Period From: 1 To: 12

Account	Description	2018		Original	Adjusted	2020	2021	2021	2021	Variance To
		Actual	Actual	2020 Budget	2020 Budget	Actual Per 1-12	TENTATIVE Stage	PRELIMINA Stage	FINAL Stage	TENTATIVE Stage
Dept 0000										
OS.0000.1001	TAXES	40,420.00	40,250.00	40,250.00	40,250.00	40,250.00	44,500.00	44,500.00		10.56%
OS.0000.1002	APPROPRIATED FUND BALANCE	0.00	0.00	0.00	57,119.00	0.00	12,500.00	12,500.00		100.00%
OS.0000.2401	INTEREST EARNINGS	2,458.59	3,757.45	1,350.00	1,350.00	1,419.11	1,750.00	1,750.00		29.63%
Total Dept 0000		(42,878.59)	(44,007.45)	(41,600.00)	(98,719.00)	(41,669.11)	(58,750.00)	(58,750.00)	0.00	41.23%
Grand Total		(42,878.59)	(44,007.45)	(41,600.00)	(98,719.00)	(41,669.11)	(58,750.00)	(58,750.00)	0.00	41.23%

NOTE: One or more accounts may not be printed due to Account Table restrictions.

Date Prepared: 11/16/2020 01:59 PM
 Report Date: 11/16/2020
 Account Table: OS EXP

TOWN OF YORKTOWN

Budget Preparation Report

BUD4011 1.0
 Page 1 of 1

Prepared By: PAT

Alt. Sort Table: Fiscal Year: 2021 Period From: 1 To: 12

Account	Description	2018	2019	Original	Adjusted	2020	2021	2021	2021	Variance To
		Actual	Actual	2020 Budget	2020 Budget	Actual Per 1-12	TENTATIVE Stage	PRELIMINA Stage	FINAL Stage	TENTATIVE Stage
Dept 8130	SEWAGE TREATMENT									
OS.8130.0200	EQUIPMENT	0.00	0.00	15,000.00	13,655.00	8,260.00	15,000.00	15,000.00		0.00%
OS.8130.0406	TELECOMMUNICATIONS	329.53	357.54	500.00	500.00	345.57	500.00	500.00		0.00%
OS.8130.0407	ELECTRICITY	8,280.80	8,117.99	10,000.00	11,575.00	10,998.60	10,000.00	10,000.00		0.00%
OS.8130.0440	AUDIT FEE	0.00	0.00	100.00	100.00	0.00				-100.00%
OS.8130.0450	WATER USAGE	34.60	0.00	100.00	100.00	0.00				-100.00%
OS.8130.0462	MNT&RPR PUMP STATION	6,860.00	643.94	10,000.00	9,770.00	9,534.93	10,000.00	10,000.00		0.00%
OS.8130.0490	PROF SERVICES	0.00	18,976.07	0.00	0.00	0.00				0.00%
OS.8130.0496	TRANSFER TO YS	0.00	0.00	0.00	57,119.00	57,119.00				0.00%
Total Dept 8130	SEWAGE TREATMENT	15,504.93	28,095.54	35,700.00	92,819.00	86,258.10	35,500.00	35,500.00	0.00	-0.56%
Dept 9901	TRANSFERS TO OTHER FUNDS									
OS.9901.0903	TRANSFER TO GENERAL FUND	2,445.00	2,150.00	2,150.00	2,150.00	2,150.00	4,500.00	4,500.00		109.30%
OS.9901.0904	TRANSFER TO YS	4,075.00	3,750.00	3,750.00	3,750.00	3,750.00	18,750.00	18,750.00		400.00%
Total Dept 9901	TRANSFERS TO OTHER FUNDS	6,520.00	5,900.00	5,900.00	5,900.00	5,900.00	23,250.00	23,250.00	0.00	294.07%
Grand Total		22,024.93	33,995.54	41,600.00	98,719.00	92,158.10	58,750.00	58,750.00	0.00	41.23%

NOTE: One or more accounts may not be printed due to Account Table restrictions.

Date Prepared: 11/16/2020 01:59 PM
 Report Date: 11/16/2020
 Account Table: YS REVENUE

TOWN OF YORKTOWN Budget Preparation Report

BUD4011 1.0
 Page 1 of 1

Prepared By: PAT

Alt. Sort Table:

Fiscal Year: 2021 Period From: 1 To: 12

Account	Description			Original	Adjusted	2020	2021	2021	2021	Variance To
		2018	2019	2020	2020	2020	2021	2021	2021	TENTATIVE
		Actual	Actual	Budget	Budget	Actual	TENTATIVE	PRELIMINA	FINAL	TENTATIVE
						Per 1-12	Stage	Stage	Stage	Stage
Dept 0000										
YS.0000.1001	TAXES	2,342,989.00	2,342,329.00	2,386,589.00	2,386,589.00	2,386,589.00	2,354,287.00	2,354,287.00		-1.35%
YS.0000.1002	APPROPRIATED FUND BALANCE	0.00	0.00	125,000.00	650,897.72	0.00	122,500.00	122,500.00		-2.00%
YS.0000.2120	SEWER RENTS	517,948.08	507,110.09	425,000.00	425,000.00	374,135.77	450,000.00	450,000.00		5.88%
YS.0000.2148	PENALTY ON WATER/SEWER	20,941.96	21,428.85	20,000.00	20,000.00	17,497.99	22,500.00	22,500.00		12.50%
YS.0000.2401	INTEREST EARNING	56,225.72	54,894.79	60,000.00	60,000.00	27,316.41	60,000.00	60,000.00		0.00%
YS.0000.2401.0001	CAPITAL INTEREST EARNINGS..	28,086.28	41,750.35	23,500.00	23,500.00	19,518.13	23,500.00	23,500.00		0.00%
YS.0000.2665	SALE OF EQUIPMENT	1,050.00	0.00	0.00	0.00	0.00				0.00%
YS.0000.2680	INSURANCE RECOVERY	196,141.11	0.00	0.00	0.00	0.00				0.00%
YS.0000.2701	REFUND	20,000.00	0.00	0.00	0.00	0.00				0.00%
YS.0000.2770	MISCELLANEOUS	2,690.00	3,982.50	0.00	0.00	130.54				0.00%
YS.0000.3501	NYSDEP EXP REIMB	822,898.03	1,339,254.50	866,366.00	866,366.00	440,547.00	866,366.00	866,366.00		0.00%
YS.0000.5031	INTERFUND TRANSFER	28,675.00	28,905.00	72,500.00	72,500.00	199,600.00	142,500.00	142,500.00		96.55%
Total Dept 0000		(4,037,645.18)	(4,339,655.08)	(3,978,955.00)	(4,504,852.72)	(3,465,334.84)	(4,041,653.00)	(4,041,653.00)	0.00	1.58%
Grand Total		(4,037,645.18)	(4,339,655.08)	(3,978,955.00)	(4,504,852.72)	(3,465,334.84)	(4,041,653.00)	(4,041,653.00)	0.00	1.58%

NOTE: One or more accounts may not be printed due to Account Table restrictions.

Date Prepared: 11/16/2020 02:01 PM
 Report Date: 11/16/2020
 Account Table: YS EXPENSE

TOWN OF YORKTOWN

Budget Preparation Report

BUD4011 1.0
 Page 1 of 5
 Prepared By: PAT

Alt. Sort Table: Fiscal Year: 2021 Period From: 1 To: 12

Account	Description	Original		Adjusted		2020	2021	2021	2021	Variance To
		2018	2019	2020	2020	Actual	TENTATIVE	PRELIMINA	FINAL	
		Actual	Actual	Budget	Budget	Per 1-12	Stage	Stage	Stage	TENTATIVE
										Stage
Dept 8130	SEWAGE TREATMENT									
YS.8130.0101	SALARIES	426,787.66	386,548.24	729,000.00	720,565.53	524,712.29	749,000.00	749,000.00		2.74%
YS.8130.0101.0001	DEP SALARIES..	266,612.84	275,174.34	0.00	8,434.47	8,434.47				0.00%
YS.8130.0105	OVERTIME	139,351.83	124,904.73	155,000.00	144,799.50	103,255.19	155,000.00	155,000.00		0.00%
YS.8130.0105.0001	OVERTIME.OT DEP	1,905.57	660.25	0.00	0.00	0.00				0.00%
YS.8130.0106	LONGEVITY	12,800.00	11,400.00	13,000.00	13,000.00	9,800.00	11,700.00	11,700.00		-10.00%
YS.8130.0108	LUMP SUM PAYMENT	0.00	33,175.35	0.00	0.00	0.00				0.00%
YS.8130.0110	TEMP HELP	3,157.00	3,504.00	0.00	0.00	0.00				0.00%
YS.8130.0131	STIPEND	0.00	0.00	20,000.00	20,000.00	16,923.06	20,000.00	20,000.00		0.00%
YS.8130.0201	EQUIPMENT	24,171.16	21,038.48	20,000.00	20,685.00	685.00	20,000.00	20,000.00		0.00%
YS.8130.0202	COMPUTER EQUIPMENT	20.90	0.00	0.00	0.00	0.00				0.00%
YS.8130.0401	OFFICE SUPPLIES	171.75	30.61	150.00	150.00	62.57	100.00	100.00		-33.33%
YS.8130.0401.0001	SUPPLIES.INK & TONER	158.26	0.00	175.00	175.00	167.00	175.00	175.00		0.00%
YS.8130.0402	DEPT SUPPLIES	1,256.66	0.00	5,000.00	5,000.00	3,151.96	2,500.00	2,500.00		-50.00%
YS.8130.0402.0001	DEPT SUPPLIES.NYCDEP	0.00	13,024.99	0.00	0.00	0.00				0.00%
YS.8130.0406	TELECOMMUNICATIONS/ CABLE	3,583.89	3,724.26	4,500.00	4,500.00	3,429.70	4,500.00	4,500.00		0.00%
YS.8130.0406.0001	CELLULAR TELEPHONE	2,810.67	2,756.88	3,000.00	3,000.00	2,108.53	3,000.00	3,000.00		0.00%
YS.8130.0407	ELECTRICITY-PLANT	136,661.57	124,016.16	135,000.00	135,000.00	71,535.01	135,000.00	135,000.00		0.00%
YS.8130.0407.0002	NATURAL GAS	3,012.02	2,534.34	4,500.00	4,500.00	1,627.60	3,750.00	3,750.00		-16.67%
YS.8130.0407.0003	ELECTRICITY.DEP-YS UPGRADE	140,664.18	144,534.06	175,000.00	175,000.00	94,607.75	170,000.00	170,000.00		-2.86%
YS.8130.0408	FUEL OIL	63,171.23	46,230.48	65,000.00	59,599.00	20,484.46	57,500.00	57,500.00		-11.54%
YS.8130.0408.0002	FUEL OIL DEP/MICRO BLDG OIL	10,927.73	4,941.47	25,000.00	25,000.00	3,617.55	15,000.00	15,000.00		-40.00%
YS.8130.0409	PROPANE	2,917.80	638.32	3,500.00	3,500.00	1,132.74	2,500.00	2,500.00		-28.57%
YS.8130.0414	RENTAL EQUIPMENT	218,878.60	87,183.71	0.00	25,952.88	0.00				0.00%
YS.8130.0416	BUILDING MAINTENANCE	4,746.03	15,299.01	17,750.00	16,532.86	1,139.61	17,750.00	17,750.00		0.00%
YS.8130.0416.0001	BLDG MAINT.RESTROOM PAPER	783.04	468.48	1,000.00	926.76	78.14	1,000.00	1,000.00		0.00%

Date Prepared: 11/16/2020 02:01 PM
 Report Date: 11/16/2020
 Account Table: YS EXPENSE

TOWN OF YORKTOWN

Budget Preparation Report

BUD4011 1.0
 Page 2 of 5
 Prepared By: PAT

Alt. Sort Table:

Fiscal Year: 2021 Period From: 1 To: 12

Account	Description	2018 Actual	2019 Actual	Original 2020 Budget	Adjusted 2020 Budget	2020 Actual Per 1-12	2021 TENTATIVE Stage	2021 PRELIMINA Stage	2021 FINAL Stage	Variance To TENTATIVE Stage
Dept 8130 SEWAGE TREATMENT										
YS.8130.0416.0002	BUILDING MAINTENANCE.DEP	417.50	0.00	2,500.00	2,104.00	78.14	1,500.00	1,500.00		-40.00%
YS.8130.0416.0030	BUILDING MAINTENANCE.COVID 19	0.00	0.00	0.00	1,613.14	1,613.14				0.00%
YS.8130.0418	EQUIP MAINT	15,834.31	13,682.98	25,000.00	23,933.37	12,059.47	25,000.00	25,000.00		0.00%
YS.8130.0418.0002	EQUIP MAINT.DEP	42,631.81	38,867.67	25,000.00	43,350.88	29,699.92	25,000.00	25,000.00		0.00%
YS.8130.0420	VEHICLE EXPENSE	11,497.64	11,183.20	10,000.00	10,000.00	8,193.90	10,000.00	10,000.00		0.00%
YS.8130.0421	ALARM SERVICE	7,077.00	9,835.40	9,500.00	9,500.00	7,225.30	9,500.00	9,500.00		0.00%
YS.8130.0421.0001	COMPUTER SUPPORT/SOFTWARE	21,409.77	18,713.01	8,500.00	25,736.99	1,500.00	3,350.00	3,350.00		-60.59%
YS.8130.0422	CONSULTANT	3,500.00	2,027.66	0.00	10,805.34	501.00				0.00%
YS.8130.0423	EMPLOYEE TRAINING	755.00	930.00	3,750.00	3,910.00	517.48	3,750.00	3,750.00		0.00%
YS.8130.0423.0001	TRAINING.DEP	0.00	0.00	2,500.00	2,500.00	0.00				-100.00%
YS.8130.0434	UNIFORMS	5,817.09	7,479.22	10,000.00	10,000.00	2,820.00	8,750.00	8,750.00		-12.50%
YS.8130.0440	AUDIT FEES	8,500.00	9,500.00	10,500.00	10,500.00	10,500.00	11,000.00	11,000.00		4.76%
YS.8130.0449	ANALYSIS	14,505.00	12,790.00	25,000.00	25,000.00	5,385.00	25,000.00	25,000.00		0.00%
YS.8130.0450	WATER PURCHASE	3,212.12	2,319.38	5,000.00	5,000.00	2,233.88	5,000.00	5,000.00		0.00%
YS.8130.0456	CHEM SUPPLY	97,650.62	121,131.28	125,000.00	123,000.00	81,347.49	125,000.00	125,000.00		0.00%
YS.8130.0456.0001	CHEM SUPP PLA.DEP	71,305.29	47,841.73	75,000.00	77,000.00	63,390.37	75,000.00	75,000.00		0.00%
YS.8130.0459	INFIL. CONTR.	990.69	23,961.56	25,000.00	25,601.00	600.88	25,000.00	25,000.00		0.00%
YS.8130.0460	MAINT & REPAIR	44,082.05	58,231.44	125,000.00	127,389.19	66,976.85	125,000.00	125,000.00		0.00%
YS.8130.0460.0002	SLUDGE REMOVAL..	179,075.53	187,540.68	210,000.00	210,000.00	133,837.55	210,000.00	210,000.00		0.00%
YS.8130.0460.0003	MAINT & REPAIR.DEP	41,318.57	273,301.74	50,000.00	39,250.00	1,762.27	50,000.00	50,000.00		0.00%
YS.8130.0460.0004	DIGESTER CLEANING	5,591.67	0.00	20,000.00	20,000.00	0.00				-100.00%
YS.8130.0460.0030	MAINT & REPAIR.COVID 19	0.00	0.00	0.00	3,790.81	3,086.42				0.00%
YS.8130.0461	MAINT REP ROAD	5,847.42	6,262.67	10,000.00	10,000.00	3,410.68	10,000.00	10,000.00		0.00%
YS.8130.0462	MNT&RPR PUMP STATION	19,589.33	57,060.41	10,000.00	15,000.00	3,582.36	10,000.00	10,000.00		0.00%
YS.8130.0463	FEES	9,115.00	11,392.00	10,000.00	1,535.00	9,184.00	12,500.00	12,500.00		25.00%

Date Prepared: 11/16/2020 02:01 PM
 Report Date: 11/16/2020
 Account Table: YS EXPENSE

TOWN OF YORKTOWN

Budget Preparation Report

BUD4011 1.0
 Page 3 of 5

Prepared By: PAT

Alt. Sort Table:

Fiscal Year: 2021 Period From: 1 To: 12

Account	Description	2018	2019	Original	Adjusted	2020	2021	2021	2021	Variance To
		Actual	Actual	2020 Budget	2020 Budget	Actual Per 1-12	TENTATIVE Stage	PRELIMINA Stage	FINAL Stage	TENTATIVE Stage
Dept 8130	SEWAGE TREATMENT									
YS.8130.0467	INSURANCE	83,721.00	72,994.00	92,500.00	92,500.00	92,500.00	97,500.00	97,500.00		5.41%
YS.8130.0470	GASOLINE	13,972.64	10,719.49	15,000.00	14,426.85	7,283.45	15,000.00	15,000.00		0.00%
YS.8130.0470.0001	DIESEL FUEL..	3,091.34	5,150.45	5,000.00	5,000.00	1,343.76	5,000.00	5,000.00		0.00%
YS.8130.0479	SPECIAL PROJECTS	40,828.52	3,000.00	0.00	0.00	0.00				0.00%
YS.8130.0479.0003	SPECIAL PROJECTS,HALLOCKS MILL SEWER BUILD OUT	202,746.00	0.00	0.00	0.00	0.00				0.00%
YS.8130.0490	PROF SERVICES	4,290.50	21,658.47	750.00	501,316.00	110,835.00	123,500.00	123,500.00		16366.67%
YS.8130.0490.0001	PROF SERVICES.DEP	4,900.00	27,225.00	0.00	15,525.00	3,025.00				0.00%
YS.8130.0496	COMPOST EXPENSES	0.00	0.00	0.00	0.00	(110.00)				0.00%
YS.8130.0498	TAX REFUNDS	0.00	0.00	0.00	573.15	573.15				0.00%
YS.8130.0810	MEDICAL INSURANCE	162,512.48	164,818.99	201,750.00	201,750.00	133,331.24	199,500.00	199,500.00		-1.12%
YS.8130.0811	DENTAL INSURANCE	11,880.99	12,454.80	14,500.00	14,500.00	9,842.77	14,500.00	14,500.00		0.00%
YS.8130.0812	VISION INSURANCE	3,222.00	3,007.20	3,500.00	3,500.00	2,416.50	3,500.00	3,500.00		0.00%
Total Dept 8130	SEWAGE TREATMENT	2,605,439.27	2,536,868.59	2,506,825.00	3,071,931.72	1,677,499.60	2,597,325.00	2,597,325.00	0.00	3.61%
Dept 9000	EMPLOYEE BENEFITS									
YS.9000.0108	MEDICAL LUMP SUM	2,250.00	2,250.00	2,250.00	2,250.00	2,250.00	2,250.00	2,250.00		0.00%
YS.9000.0800	FICA/MEDICARE	61,096.00	58,389.59	69,750.00	69,750.00	47,405.72	69,150.00	69,150.00		-0.86%
YS.9000.0801	MTA TAX	2,718.45	2,602.65	3,750.00	3,750.00	2,106.90	3,500.00	3,500.00		-6.67%
YS.9000.0810	RETIREE MEDICAL	22,595.50	26,062.05	36,000.00	36,000.00	22,650.44	50,500.00	50,500.00		40.28%
YS.9000.0811	STATE RETIREMENT	133,837.00	135,308.00	187,000.00	187,000.00	0.00	146,500.00	146,500.00		-21.66%
YS.9000.0813	WORKERS COMPENSATION	6,518.51	8,270.39	9,750.00	9,750.00	8,406.18	9,750.00	9,750.00		0.00%
YS.9000.0815	EMPLOYEE ASSIST PRGRM	450.00	450.00	500.00	500.00	0.00				-100.00%
Total Dept 9000	EMPLOYEE BENEFITS	229,465.46	233,332.68	309,000.00	309,000.00	82,819.24	281,650.00	281,650.00	0.00	-8.85%
Dept 9700	DEBT SERVICES									
YS.9700.0490	PROF SERVICES	23,540.65	22,513.74	21,500.00	21,500.00	21,455.81	20,384.00	20,384.00		-5.19%
Total Dept 9700	DEBT SERVICES	23,540.65	22,513.74	21,500.00	21,500.00	21,455.81	20,384.00	20,384.00	0.00	-5.19%

Date Prepared: 11/16/2020 02:01 PM
 Report Date: 11/16/2020
 Account Table: YS EXPENSE

TOWN OF YORKTOWN

Budget Preparation Report

BUD4011 1.0
 Page 4 of 5
 Prepared By: PAT

Alt. Sort Table: Fiscal Year: 2021 Period From: 1 To: 12

Account	Description	2018	2019	Original	Adjusted	2020	2021	2021	2021	Variance To
		Actual	Actual	2020 Budget	2020 Budget	Actual Per 1-12	TENTATIVE Stage	PRELIMINA Stage	FINAL Stage	TENTATIVE Stage
Dept 9710	SERIAL BONDS									
YS.9710.0610.0004	2004B EFC BOND PRINCIPAL..	39,775.00	40,850.00	43,000.00	43,000.00	43,000.00	44,075.00	44,075.00		2.50%
YS.9710.0610.0007	2007D BOND PRINCIPAL..	365,000.00	370,000.00	380,000.00	380,000.00	380,000.00	385,000.00	385,000.00		1.32%
YS.9710.0710.0004	2004B EFC BOND INTEREST..	13,470.63	12,592.92	11,700.00	11,700.00	4,789.80	10,793.00	10,793.00		-7.75%
YS.9710.0710.0007	2007D AMONIA REMOVAL BOND INT..	179,081.36	164,896.03	133,705.00	133,705.00	133,701.83	124,496.00	124,496.00		-6.89%
Total Dept 9710	SERIAL BONDS	597,326.99	588,338.95	568,405.00	568,405.00	561,491.63	564,364.00	564,364.00	0.00	-0.71%
Dept 9730	BOND ANTICIPATION NOTES									
YS.9730.0610.0001	CONSENT ORDER BAN PRINCIPAL..	250,000.00	125,000.00	0.00	0.00	0.00				0.00%
YS.9730.0710.0001	CONSENT ORDER BAN INTEREST..	6,581.66	3,477.81	0.00	0.00	0.00				0.00%
Total Dept 9730	BOND ANTICIPATION NOTES	256,581.66	128,477.81	0.00	0.00	0.00	0.00	0.00	0.00	0.00%
Dept 9901	TRANSFERS TO OTHER FUNDS									
YS.9901.0900	TRANSFER TO WORKERS COMP SELF	10,088.29	139,594.30	0.00	28,081.72	28,081.72				0.00%
YS.9901.0901	TRANSFER TO LIABILITY SELF INS	13,713.00	0.00	0.00	0.00	0.00				0.00%
YS.9901.0902	TRANSFER TO HIGHWAY	8,380.00	8,550.00	8,725.00	8,725.00	8,725.00	8,725.00	8,725.00		0.00%
YS.9901.0903	TRANSFER TO GENERAL FUND	562,500.00	560,000.00	564,500.00	564,500.00	564,500.00				-100.00%
YS.9901.0904	TRANSFER TO GF	0.00	0.00	0.00	0.00	0.00	569,205.00	569,205.00		100.00%
Total Dept 9901	TRANSFERS TO OTHER FUNDS	594,681.29	708,144.30	573,225.00	601,306.72	601,306.72	577,930.00	577,930.00	0.00	0.82%
Dept 9950	TRNSFR TO CAPITAL PROJECTS FND									
YS.9950.0900	TRANSFER TO CAPITAL PROJECTS	2,345,000.00	361,828.02	0.00	10,200.50	10,200.50				0.00%
Total Dept 9950	TRNSFR TO CAPITAL PROJECTS FND	2,345,000.00	361,828.02	0.00	10,200.50	10,200.50	0.00	0.00	0.00	0.00%
Grand Total		6,652,035.32	4,579,504.09	3,978,955.00	4,582,343.94	2,954,773.50	4,041,653.00	4,041,653.00	0.00	1.58%

TOWN OF YORKTOWN
 SCHEDULE OF BOND ANTICIPATION NOTE INDEBTEDNESS
 DECEMBER 31, 2020

Description	2019-2020 BAN Amount	2020 Payment	2020 Interest	2020-2021 BAN Amount	2021 Payment	2021 Interest	2021-2022 BAN Amount
BAN I							
Sewer Districts							
Overlook Sewer	723,000	65,000	21,690	658,000	65,000	19,740	593,000
Suncrest Sewer	432,500	31,500	12,975	401,000	31,500	12,030	369,500
Gomer Sewer	296,250	30,750	8,888	265,500	30,750	7,965	234,750
Hunterbrook 202 Ext	0						
Sewer Plant Improve	0						
Total Bond Anticipation Note I	1,451,750	127,250	43,553	1,324,500	127,250	39,735	1,197,250
BAN II							
General Fund							
Heavy Equip & Machinery	20,000	20,000	520	0			
Improve/Construct Roads	1,062,000	112,000	27,612	950,000	475,000	15,580	475,000
Improve Various Town Bldgs	34,989	34,989	910	0			
Improve Sparkle Lake Dam	198,000	28,000	5,148	170,000	85,000	2,788	85,000
Various Items	72,800	72,800	1,893	0			
	1,387,789	267,789	36,083	1,120,000	560,000	18,368	560,000
Highway							
Heavy Equip & Machinery	144,000	144,000	3,744	0			
Water							
NWJWW Tank Replacement	900,000	450,000	23,400	450,000	225,000	7,380	225,000
Total Bond Anticipation Note II	2,431,789	861,789	63,227	1,570,000	785,000	25,748	785,000
Grand Total Bond Anticipation Notes	3,883,539	989,039	106,780	2,894,500	912,250	65,483	1,982,250

Town of Yorktown
Debt Schedule 2021 - 2025

Issue			2021 Prin	2021 Int	2022 Prin	2022 Int	2023 Prin	2023 Int	2024 Prin	2024 Int	2025 Prin	2025 Int
2002A/2012B	Mohegan West / Bonnie & Jill	GC.9710.0610.0002 / GE.9710.0610.0002	30,000	2,765	15,000	1,132	15,000	1,912	15,000	1,568	15,000	1,223
1996C/2003C/2012B	Mohegan East / Mohegan West	GB9710.0610.0003 / GC9710.0610.0003	250,000	48,931	260,000	42,163	270,000	35,473	285,000	28,388	300,000	19,079
2014B (was 2004B)	Mohegan East / Oaksides / Infiltration	GB.9710.0610.0004 / GF9710.0610.0004 / YS.9710.0610.0004	205,000	50,198	210,000	45,677	210,000	42,776	220,000	36,022	230,000	31,021
2007D/2015D	Amonia Removal	YS.9710.0610.0007	385,000	124,496	395,000	141,891	405,000	133,824	415,000	125,032	420,000	116,177
Totals			870,000	226,390	880,000	230,864	900,000	213,985	935,000	191,009	965,000	167,500

The Town's debt payments are budgeted in each fund's operating budget under section 9710.

TOWN OF YORKTOWN
SCHEDULE OF SERIAL BOND INDEBTEDNESS
DECEMBER 31, 2020

2021 PRINCIPAL & INTEREST PAYMENTS

Description	Sale Date	Amount Borrowed	Interest Rate	Year of Maturity	Principal Outstanding 12/31/2020	2021 Principal Payments	2021 Interest Payments	Principal Outstanding 12/31/2021
Sewer Districts:								
Mohegan East/West Sewers	1996/2003C/2012B	3,022,800	2.59-6.23	2025	635,000	115,000	11,074	520,000
Hunterbrook Sewers	2000/2003C/2012B	3,689,195	2.59-6.30	2030	1,635,000	135,000	37,857	1,500,000
Bonnie & Jill Sewers	2002A/2012B	235,000	1.36-4.98	2021	15,000	15,000	0	0
Mohegan West Sewers	2002A/2012B	435,800	1.36-5.08	2031	165,000	15,000	2,765	150,000
Inflow/Infiltration	2004/2014B	1,279,397	1.02-4.6	2033	666,250	44,075	10,793	622,175
Mohegan East	2004/2014B	3,205,669	1.08-4.625	2033	1,744,500	110,290	27,007	1,634,210
Oakside	2004/2014B	1,475,704	1.02-4.625	2033	764,250	50,635	12,399	713,615
Treatment Plant Ammonia Removal	2007	11,995,329	3.72-4.789	2037	7,905,000	385,000	124,496	7,520,000
Sewer Districts Totals		25,598,894			13,530,000	870,000	226,390	12,660,000
Total Serial Bonds					\$ 13,530,000	\$ 870,000	\$ 226,390	\$ 12,660,000

Five Year Capital Plan

The Capital Plan is a blueprint that defines major projects that the Town hopes to undertake and complete over the next five years in addition to the purchase of vehicles and equipment that have greater than a five-year life span. The Plan includes “must do” projects such as road and bridge repairs as well as the “it would be nice to have” projects such as a new park and / or recreational facilities.

The capital planning process begins with department heads identifying the major projects they feel should / need to be implemented, along with the estimated costs associated with each project and whether the project is likely to be funded by borrowing, grants, fund balance or the annual budget.

The list is then reviewed by the Town Board who then approves the projects based on need, and decides how the projects will be funded. If it is concluded that borrowing will be necessary to fund certain projects, the Board must determine how much debt service the Town can responsibly undertake annually.

Based on that review the Town Board adopts, as part of the Budget, a one-year Capital Budget that lists the projects likely to be implemented during that year and how each of the projects will be funded, and a five-year Capital Plan that looks ahead to the projects that will need to be completed in the future.

Debt for projects previously approved as well as new capital projects funded by borrowing is reflected in the debt service portion of each of the funds having a liability of principal and interest payments.



2021 Capital Plan

Project	#	Stage	Anticipated Start	Total Cost	Gen'l Budget	BAN / Bond	Other Unspecified	Funding Source		
								Source	Grant Reimb	Source
BUILDINGS & GROUNDS										
		<i>Complete</i>	<i>2020</i>							
<i>Total Town Hall Projects Completed</i>				0	0	0	0			
Replace Front Stairs, Rails, Ramp & Oil Tank	1	Design	2021	45,000			45,000	Capital Contingency		
Replace Town Hall slate roof shingles	2	Design	2021	62,000			62,000	Capital Contingency		
Install a Fire & Safety Detection System	3	Design	2022	31,000			31,000	Capital Contingency		
Replace Phone System Townwide	4	Design	2022	100,000			100,000	Fund Balance		
Repave/Top Coat Commuter Parking Lot (Explore solar)	5	Design	2023	75,000			75,000	Fund Balance	75,000	MS4 Drainage Project
Replace Board Room, Basement, & Main Floor Tiles	6	Idea	2024	41,000			41,000	Fund Balance		
Total Town Hall Projects Proposed				354,000	0	0	354,000			
		<i>Complete</i>	<i>2020</i>							
<i>Total AACCCC Projects Completed</i>				0	0	0	0			
AACCCC Gymnasium floor removal and replacement	1	Design	2021	65,000			65,000	Capital Contingency		
AACCCC Nutrition Center floor removal and replacement	2	Design	2022	25,000			25,000	Capital Contingency		
Replace Roof (Gym & Marquis)	3	Design	2022	255,000			255,000	Fund Balance		
Total AACCCC Projects Proposed				345,000	0	0	345,000			
ENGINEERING										
<i>Replace Retaining Wall on Mohegan Avenue</i>		<i>Complete</i>	<i>2020</i>	<i>936,000</i>			<i>936,000</i>	<i>Fund Balance</i>		
<i>Total Engineering Projects Completed</i>				<i>936,000</i>	<i>0</i>	<i>0</i>	<i>936,000</i>			
Hill Blvd Bridge Replacement	1	Construction	2021	2,600,000			2,600,000	Fund Balance	2,470,000	NYSDOT Grant
Veterans Rd Culvert Replacement	2	Construction	2021	820,000			820,000	Fund Balance	820,000	NYSDOT Grant
Old Crompond Rd Culvert Repair/Replacement #1	3	Design	2021	75,000			75,000	Fund Balance		Possible Grant (BridgeNY)
Ridge Street Retaining Wall Stabilization/Culvert Rehabilitation #2	4	Design	2021	75,000			75,000	Fund Balance		Possible Grant (BridgeNY)
Strang Blvd Gabion Wall Rehabilitation #3	5	Design	2021	95,000			95,000	Fund Balance		
Old Crompond Rd Culvert Repair/Replacement	6	Construction	2022	325,000			325,000	Fund Balance		Possible Grant (BridgeNY)
Ridge Street Retaining Wall Stabilization/Culvert Rehabilitation	7	Construction	2022	350,000			350,000	Fund Balance		Possible Grant (BridgeNY)
Strang Blvd Gabion Wall Rehabilitation	8	Construction	2022	300,000			300,000	Fund Balance		Possible Grant (BridgeNY)
Highbrook Street Culvert Rehabilitation/Re-Lining	9	Design	2023	145,000			145,000	Fund Balance		Possible Grant (BridgeNY)
Greenwood St Bridge Repair/Replacement	10	Design	2023	400,000			400,000	Fund Balance		Possible Grant (BridgeNY)
Highbrook Street Culvert Rehabilitation/Re-Lining	11	Construction	2024	600,000			600,000	Fund Balance		Possible Grant (BridgeNY)
Greenwood St Bridge Repair/Replacement	12	Construction	2024	1,600,000			1,600,000	Fund Balance		Possible Grant (BridgeNY)
Old Kitchawan Rd Culvert Repair/Replacement	13	Design	2025	140,000			140,000	Fund Balance		Possible Grant (BridgeNY)
Brookside Ave Culvert Replacement	14	Design	2025	750,000			750,000	Fund Balance		Possible Grant (BridgeNY)
Old Kitchawan Rd Culvert Repair/Replacement	15	Construction	2026	640,000			640,000	Fund Balance		Possible Grant (BridgeNY)
Arcady Road Repair	16	Idea	2026	TBD			TBD			
Total Engineering Projects Proposed				8,915,000	0	0	8,915,000			
Sewer										
<i>Peekskill Sewer Collection System- I&I Flow Study</i>		<i>Complete</i>	<i>2020</i>	<i>150,000</i>			<i>150,000</i>	<i>Sewer Fund Balance</i>		
<i>Total Engineering Projects Completed</i>				<i>150,000</i>	<i>0</i>	<i>0</i>	<i>150,000</i>			
Pump Station Rehab: Walden Woods, Jeff Park, Jeff Valley	1	In Progress	2020	2,345,000			2,345,000	Sewer Fund Balance		
Pump Station Rehab: Engineering Design - 4 pump stations	2	In Progress	2020	400,000			400,000	Sewer Fund Balance		

HMSD Collection System - I&I Flow Study	3	Planned	2021	150,000			150,000	Sewer Fund Balance		
Pump Station Rehabilitation: Study/Design - Hunterbrook Sewer District	4	Idea	2021	40,000			40,000	Sewer Fund Balance		
District-Wide Sewer Rate Study	5	Idea	2021	150,000			150,000	Sewer Fund Balance		
Peekskill Sewer Collection System - Engineering Study for SSES	6	Planned	2021	200,000			200,000	Sewer Fund Balance	200,000	Possible Grant
HMSD Extension Project - Phase 1	7	Planned	2023	14,300,000		14,300,000			10,000,000	Possible Grant
WWTP Improvements: Construction - Electrical & Generator Upgrades	8	Construction	2022	600,000			600,000	Sewer Fund Balance	600,000	O&M Agreement with NYCDEP?
Pump Station Rehab: Construction - 4 pump stations	9	Construction	2022	2,500,000			2,500,000	Sewer Fund Balance		
Yorktown Heights WPCF Facility Study & Needs Assessment	10	Idea	2022	250,000			250,000	Sewer Fund Balance		
Pump Station Rehabilitation: Construction - Hunterbrook Sewer District	11	Idea	2022	500,000			500,000	Sewer Fund Balance		
Peekskill Sewer Collection System - SSES Improvements	12	Planned	2023	600,000			600,000	Sewer Fund Balance	600,000	Possible Grant
Yorktown Heights WPCF Headworks & Sludge Upgrades	13	Idea	2023	2,000,000		2,000,000			2,000,000	Possible Grant
WWTP & Pump Station - SCADA & Instrumentation Upgrade	14	Idea	2024	1,000,000		1,000,000				
Yorktown Heights WPCF Facility Upgrade	15	Idea	2024	5,000,000		5,000,000			5,000,000	Possible Grant
Total Sewer Projects Proposed				30,035,000	0	22,300,000	7,735,000			

HIGHWAY										
Building Improvements										
Building renovation, addition, and ventilation	1	In Design	2021	725,000			725,000	Highway Fund Balance	725,000	SAM Grants
Total Building Improvements Proposed				725,000	0	0	725,000			
Equipment										
<i>Purchase Trucks - F650</i>		<i>Complete</i>	<i>2020</i>	<i>93,382</i>	<i>93,382</i>			<i>Highway Dept</i>		
Total Highway Equipment Purchases Completed				93,382	93,382	0	0			
Purchase Trucks - Tree Truck #1	3	Idea	2021	300,000	300,000					
Purchase Radios & GPS for all Trucks	1	Idea	2022	75,000	75,000					
Purchase Trucks - 4 Wheel Drive Plow Trucks (1)	2	Idea	2022	190,000	190,000					
Purchase Trucks - Loader	4	Idea	2022	280,000	280,000					
Purchase Trucks - F550 (1)	5	Idea	2022	91,000	91,000					
Purchase Trucks - 4 Wheel Drive Plow Trucks (1)	6	Idea	2022	200,000	200,000					
Purchase Trucks - F550 (1)	7	Idea	2023	91,000	91,000					
Purchase Trucks - 4 Wheel Drive Plow Trucks (1)	8	Idea	2023	200,000	200,000					
Purchase Trucks - F550 (1)	9	Idea	2024	100,000	100,000					
Purchase Trucks - 4 Wheel Drive Plow Trucks (1)	10	Idea	2024	210,000	210,000					
Purchase Trucks - F550 (1)	11	Idea	2025	100,000	100,000					
Purchase Trucks - 4 Wheel Drive Plow Trucks (1)	12	Idea	2025	210,000	210,000					
Total Trucks/Equipment Proposed				1,747,000	1,747,000	0	0			
Paving										
<i>Paving Miles Completed</i>		<i>Complete</i>	<i>2020</i>							
Total Paving Completed										
Paving Approx. 5 miles of Road	1	Planned	2021	1,538,375	1,538,375				388,375	CHIPS/Winter Recovery
Paving Approx. 5 miles of Road	2	Planned	2022	1,500,000	1,500,000				460,000	CHIPS
Paving Approx. 5 miles of Road	3	Planned	2023	1,500,000	1,500,000				460,000	CHIPS
Paving Approx. 5 miles of Road	4	Planned	2024	1,500,000	1,500,000				460,000	CHIPS
Paving Approx. 5 miles of Road	5	Planned	2025	1,500,000	1,500,000				460,000	CHIPS
Total Paving Proposed				7,538,375	7,538,375	0	0			
Drainage Projects										
<i>Drainage Projects Completed</i>		<i>Complete</i>	<i>2020</i>							
Total Drainage Projects Completed		Complete	2020							

Drainage Projects	1	Idea	2021	60,000	60,000				
Drainage Projects	2	Idea	2022	200,000	200,000				
Drainage Projects	3	Idea	2023	200,000	200,000				
Drainage Projects	4	Idea	2024	200,000	200,000				
Drainage Projects	5	Idea	2025	200,000	200,000				
Total Drainage/Improvement Projects Proposed				860,000	860,000	0	0		
LIBRARY									
<i>Front Porch Repair</i>		<i>Complete</i>	<i>2020</i>	<i>7,000</i>	<i>7,000</i>				
<i>Replace T-8 and T-12 Fluorescent Lights with LED Fixtures in Adult Room</i>		<i>Complete</i>	<i>2020</i>	<i>7,480</i>			<i>7,480</i>	<i>Library Trustees' Gift Fund</i>	
<i>Total Library Projects Completed</i>				<i>14,480</i>	<i>7,000</i>	<i>0</i>	<i>7,480</i>		
Install 3 composite window surrounds, repair and prime wood and paint building	1	Idea	2020-2021	50,000	50,000				
Sprinkler System Pipe Repair	2	Planned	2020-2021	15,000			15,000	Library Fund Balance	
Required upgrades to the library elevator	3	Planned	2021	16,500	16,500				
Security upgrade to include additional security cameras, new window locks, new door alarms on emergency exits	4	Idea	2021	10,000	10,000				
Network Wiring	5	Planned	2022	50,000			50,000	Library Fund Balance	
Parking lot repairs and repaving	6	Idea	2022	11,000	11,000				
Installation of a generator to run HVAC and septic during extended power outages	7	idea	2022	15,000	5,000		10,000	Library Fund Balance	
Adult Room Renovation (interior glass walls, carpet, electrical work, recabing, furniture)	8	Idea	2023	1,500,000			1,500,000	Library Trustees' Gift Fund, Friends of the Library	
Installation of an outdoor electronic sign	9	Idea	2023	16,000			16,000	Friends of the Library	
Total Library Projects Proposed				1,683,500	92,500	0	1,591,000		
NUTRITION									
<i>2 New Senior Vans</i>		<i>In Progress</i>	<i>2020</i>	<i>137,000</i>			<i>137,000</i>	<i>NYS DOT/Senior Trust</i>	
<i>Senior Van</i>		<i>In Progress</i>	<i>2020</i>	<i>57,999</i>			<i>57,999</i>		<i>43,991 CDBG</i>
<i>Reach-In Freezer</i>		<i>In Progress</i>	<i>2020</i>	<i>5,325</i>	<i>5,325</i>				<i>5,325 Westchester County</i>
<i>Total Nutrition Projects Completed</i>				<i>200,324</i>	<i>5,325</i>	<i>0</i>	<i>194,999</i>		
Reach-In Refrigerator	1	Idea	2021	4,300	4,300				
Total Nutrition Projects Proposed				4,300	4,300	0	0		
PARKS & RECREATION									
<i>Total Parks & Recreation Projects Completed</i>		<i>Complete</i>	<i>2020</i>	<i>0</i>	<i>0</i>	<i>0</i>	<i>0</i>		
Valley Field Golf Course		In Progress	2017	0	0				
Junior Lake Concrete Repair of Deck		In Progress	2020	10,000	10,000				
Fleet Replacement - F350 Pick Up XL Extended Cab	1	Idea	2021	50,000	50,000			Fund Balance	
Equipment Purchase - Toro 5910 Groundsmaster	2	Idea	2021	113,683			113,683	Fund Balance	
Downing Park - Parking Lot Paving continued	3	Idea	2021	28,000			28,000	Parkland Trust	
Fitness Court at Granite Knolls (Vender NFC)	4	Idea	2022	150,000			150,000	Parkland Trust	
Conversion to LED Lights at Route 202 Field & in Shrub Oak (existing bulbs are no longer made)	5	Idea	2022	162,000			162,000	Fund Balance	
Railroad Park - Basketball Court Reconstruction	6	Idea	2022	25,000			25,000	Parkland Trust	
Kensington Woods - Seal, Repair, Resurface Basketball Court	7	Idea	2022	13,000	13,000				
Holland Sporting Club - Engineering Services	8	Idea	2023	27,000			27,000	Parkland Trust	
Holland Sporting Club Construction	9	Idea	2024	400,000			400,000	Parkland Trust	
Playground Equipment and Repair	10	Idea	2024	100,000			100,000	Parkland Trust	
Splash Park & Tot Lot at Sparkle Lake	11	Idea	2025	200,000			200,000	Parkland Trust	Possible Parks Grant
Downing Park Tennis Courts - Upper	12	Idea	2025	125,100			125,100	Parkland Trust	
Total Parks & Recreation Projects Proposed				1,393,783	63,000	0	1,330,783		
PLANNING									
<i>Pines Bridge Monument</i>		<i>Complete</i>	<i>2019</i>	<i>297,500</i>			<i>297,500</i>	<i>Fund Balance / Donations</i>	<i>100,000 Murphy-DASHY SAM #9136</i>

Railroad Station Building Restoration			Complete	2020	488,463			488,463		Fund Balance		295,762	NYSDOT Grant
Total Planning Projects Completed					785,963	0	0	785,963					
Railroad Park Station Renovation - Front Sill Replacement	1	Planned	2021	40,000				40,000		Fund Balance			
Comprehensive Plan Update	2	Planned	2021	60,000				60,000		Fund Balance			
Patriot Park Improvements - Paving path past memorials to garden	3	In Design	2021	50,000				50,000					
Zino Barn Relocation	4	In Progress	2022	95,000				95,000					
Veterans Road Sidewalk, Commerce Street to Maple Hill Street	5	In Design	2022	200,000				200,000					
Interpretive Signage in Historical Areas	6	Idea	2022	25,000				25,000					
Commerce Street Streetscape, Firehouse to Kear Street	7	Idea	2023	530,000				530,000					
Jefferson Valley Master Plan	8	Idea	2023	25,000				25,000					
Veterans Road Streetscape, Commerce Street to Downing Drive	9	Idea	2024	200,000				200,000					
Mohegan Lake Park	10	Idea	2024	125,000				125,000					
Downing Drive, Commerce Street to Veterans Road	11	Idea	2025	354,000				354,000					
Downing Drive, Veterans Road to Route 118	12	Idea	2025	220,000				220,000					
Total Planning Projects Proposed					1,924,000	0	0	1,924,000					
CENTRAL GARAGE													
			Complete	2020									
Total Central Garage Projects Completed					0	0							
Upgrade FuelMaster System by installing ethernet - fiber optic connections from R&R to PD fuel pump	1	Idea	2021	17,000	17,000								
Replace Roof on Refuse on Recycling Office	2	Idea	2022	5,000	5,000								
Replace Cement Aprons	3	Idea	2023	10,000	10,000								
Total Central Garage Projects Proposed					32,000	32,000	0	0					
POLICE													
2020 HD Motorcycles (2)			Complete	2020	25,486	25,486							
Total Projects Completed					25,486	25,486	0	0					
Replacement of 46 year old boiler	1	Idea	2022	40,000				40,000		Fund Balance			
Replace 40 year old radio system	2	Idea	2021	975,000		975,000				MTA Plan. If not, estimated cost \$1.3M.			
Sidewalk/Curbing Replacement	3	Idea	2021	15,000	15,000					Capital Contingency			
Replace Windows	4	Idea	2022	65,000				65,000		Fund Balance			
Total Police Department Projects Proposed					1,095,000	15,000	975,000	105,000					
TOWN COURT													
Total Projects Completed					0	0	0	0					
Repair/Replace Promenade	1	Idea	2021	275,000				275,000		Fund Balance			
Control System for Pump Room at Courthouse	2	Idea	2021	25,000	25,000								
Windows/Sealants/Mortar/Coping/Security Film	3	Idea	2021	43,000	43,000								
Replace Carpets throughout Courthouse	4	Idea	2022	50,000	50,000								
Convert Lighting to LED	5	Idea	2023	25,000	25,000								
Replace Lobby Flooring	6	Idea	2024	50,000	50,000								
Total Town Court Projects Proposed					468,000	193,000	0	275,000					
WATER DISTRICT													
Replace 1999 Backhoe			Complete	2020	111,006	111,006				Water District			
Hydraulic Hammer			Complete	2020	9,067	9,067				Water District			
On-Call Consulting Water Engineer for Large Projects			Complete	2020	25,000	25,000				Water District			
Total Projects Completed					145,073	145,073	0	0					
Equipment													

Replace 1 Pick Up Truck	1	Idea	2020	37,000	37,000					
Replacement Small Vac Truck	3	Idea	2021	120,000			120,000	Fund Balance		
Replace 2009 Vactor	4	Idea	2021	300,000			300,000	Fund Balance		
Replace 1 Pick Up Truck	5	Idea	2022	37,000	37,000					
Replace 1 Pick Up Truck	6	Idea	2023	37,000	37,000					
Replace 1 Pick Up Truck	7	Idea	2024	37,000	37,000					
Replace 1 Pick Up Truck	8	Idea	2025	37,000	37,000					
Replace 1 Pick Up Truck	9	Idea	2026	37,000	37,000					
Water System										
Purchase of Generators for Water Dept & French Hill		Idea	2020	87,000	87,000					
Hydraulic Study of Water System		Idea	2020	75,000	75,000					
Addition of Fluoride to Drinking Water		In Progress	2020	1,078,470			1,078,470	Water Fund Balance	901,050	NYS Dept of Health
Continue Water Meter Replacement Project (200 meters/year) - Total Project Left 4,800 meters		In Progress	2020	85,000	85,000					
Continue Water Meter Replacement Project (200 meters/year)	1	In Progress	2021	85,000	85,000					
Continue Water Meter Replacement Project (200 meters/year)	2	In Progress	2022	75,000	75,000					
Continue Water Meter Replacement Project (200 meters/year)	3	In Progress	2023	75,000	75,000					
Continue Water Meter Replacement Project (200 meters/year)	4	In Progress	2024	75,000	75,000					
Continue Water Meter Replacement Project (200 meters/year)	5	In Progress	2025	75,000	75,000					
Scraping & Cement Relining of Aged Water Main (1 mile/year) - Total Project Cost \$3,000,000	1	Idea	2021	600,000	600,000					
Scraping & Cement Relining of Aged Water Main (1 mile/year)	2	Idea	2022	600,000	600,000					
Scraping & Cement Relining of Aged Water Main (1 mile/year)	3	Idea	2023	600,000	600,000					
Storage Tank Rehabilitation - Total Project Cost \$9,000,000	1	Idea	2021	1,500,000		1,500,000				
Storage Tank Rehabilitation	2	Idea	2022	1,500,000		1,500,000				
Storage Tank Rehabilitation	3	Idea	2023	1,500,000		1,500,000				
Storage Tank Rehabilitation	4	Idea	2024	1,500,000		1,500,000				
Storage Tank Rehabilitation	5	Idea	2025	1,500,000		1,500,000				
Storage Tank Rehabilitation		Idea	2026	1,500,000		1,500,000				
Storage Tank Vault Rehabilitation/Rebuilding - Total Project Cost \$225,000	1	Idea	2021	56,250	56,250					
Storage Tank Vault Rehabilitation/Rebuilding	2	Idea	2022	56,250	56,250					
Storage Tank Vault Rehabilitation/Rebuilding	3	Idea	2023	56,250	56,250					
Storage Tank Vault Rehabilitation/Rebuilding	4	Idea	2024	56,250	56,250					
Transite (asbestos-cement) Water Main Replacement - Total Project Cost \$18,480,000	1	Idea	2022	300,000	300,000					
Transite (asbestos-cement) Water Main Replacement	2	Idea	2023	300,000	300,000					
Transite (asbestos-cement) Water Main Replacement	3	Idea	2024	300,000	300,000					
Transite (asbestos-cement) Water Main Replacement	4	Idea	2025	300,000	300,000					
Transite (asbestos-cement) Water Main Replacement	5	Idea	2026	300,000	300,000					
Total Water District Projects Proposed				15,167,616	4,669,146	9,000,000	1,498,470			
SOFTWARE UPGRADES										
Assessment Software			2021	56,500			56,500	Fund Balance		
Finance Software			2021	85,000			85,000	Fund Balance		
General Code Software - Building, Engineering, Planning			2021	85,000			85,000	Fund Balance		
Total Town Software Purchases Proposed				226,500		0	226,500			

YORKTOWN'S EMERGENCY MEDICAL SERVICES (EMS) ARE PROVIDED BY THREE DIFFERENT ENTITIES

Name	Yorktown Advance Life Support District	Yorktown Volunteer Ambulance Corp (YVAC)	Mohegan Volunteer Fire Association Volunteer Ambulance Corp
Level of Service	Advanced Life Support (ALS) Paramedic	Advanced Life Support (ALS) EMT - I	Advanced Life Support (ALS) EMT - I
Service Area	Town of Yorktown	Town of Yorktown Primarily Yorktown Fire District	Mohegan Fire District
Personnel	Paramedics via contract with Empress Ambulance Service	Volunteer EMT's and support personnel	Volunteer EMT's and support personnel
Vehicles	1 FlyCar via contract with Empress Ambulance Service	3 Ambulances	3 Ambulances
Housing	Rented space in YVAC HQ	Private HQ with 4 bay garage, offices, storage, training & living quarters	Use facilities from Mohegan Volunteer Fire Association
Equipment	3 full sets of medical gear via contract with Empress Ambulance Service	3 sets of medical gear – State certified	3 sets of medical gear – State certified
Funding	Town of Yorktown ALS District Taxes Patient Insurance Billing - Mohegan	Fund Drives Patient Insurance Billing	Patient Insurance Billing
Hours of Service	2 Paramedics ~ 8am to 8pm 1 Paramedic ~ 8pm to 8am Supplemented by paged volunteer paramedics	24 hours a day by in-house roster of volunteers Supplemented by paged volunteers	24 hours a day by paged volunteers with two-way radio communication

Note: ALS Paramedic Serve works with both Volunteer Ambulance Services as needed for appropriate patient care.
ALS Intermediate Volunteer ambulance Services provide all transport, occasionally supplemented by STAT Flight helicopter



Date Prepared: 11/16/2020 02:13 PM

Report Date: 11/16/2020

Account Table: SM REV

Alt. Sort Table:

TOWN OF YORKTOWN

Budget Preparation Report

BUD4011 1.0

Page 1 of 1

Prepared By: PAT

Fiscal Year: 2021 Period From: 1 To: 12

Account	Description	2018	2019	Original	Adjusted	2020	2021	2021	2021	Variance To
		Actual	Actual	2020 Budget	2020 Budget	Actual Per 1-12	TENTATIVE Stage	PRELIMINA Stage	FINAL Stage	TENTATIVE Stage
Dept 0000										
SM.0000.1001	REAL PROPERTY TAXES	589,050.00	603,500.00	636,350.00	636,350.00	636,350.00	656,450.00	656,450.00		3.16%
SM.0000.1081	PAYMENTS IN LIEU OF TAXES	1,072.00	0.00	0.00	0.00	0.00				0.00%
SM.0000.1625	PATIENT BILLING (MOHEGAN)	6,498.39	13,407.53	10,000.00	10,000.00	18,567.61	10,000.00	10,000.00		0.00%
SM.0000.2401	INTEREST EARNINGS	2,513.38	3,398.23	3,000.00	3,000.00	1,289.12	2,000.00	2,000.00		-33.33%
Total Dept 0000		(599,133.77)	(620,305.76)	(649,350.00)	(649,350.00)	(656,206.73)	(668,450.00)	(668,450.00)	0.00	2.94%
Grand Total		(599,133.77)	(620,305.76)	(649,350.00)	(649,350.00)	(656,206.73)	(668,450.00)	(668,450.00)	0.00	2.94%

NOTE: One or more accounts may not be printed due to Account Table restrictions.

Date Prepared: 11/16/2020 02:13 PM

Report Date: 11/16/2020

Account Table: SM EXP

Alt. Sort Table:

TOWN OF YORKTOWN

Budget Preparation Report

BUD4011 1.0

Page 1 of 1

Prepared By: PAT

Fiscal Year: 2021 Period From: 1 To: 12

Account	Description	2018	2019	Original	Adjusted	2020	2021	2021	2021	Variance To
		Actual	Actual	2020 Budget	2020 Budget	Actual Per 1-12	TENTATIVE Stage	PRELIMINA Stage	FINAL Stage	TENTATIVE Stage
Dept 4540	EMERGENCY MEDICAL SERVICES ALS									
SM.4540.0425	PARAMEDIC CONTRACT	598,950.00	616,900.07	635,400.00	635,400.00	529,500.00	654,500.00	654,500.00		3.01%
SM.4540.0430	YVAC: PARAMEDIC SUPPORT	11,700.00	11,700.00	11,700.00	11,700.00	7,800.00	11,700.00	11,700.00		0.00%
SM.4540.0498	TAX REFUNDS	83.99	814.83	2,000.00	2,000.00	755.65	2,000.00	2,000.00		0.00%
Total Dept 4540	EMERGENCY MEDICAL SERVICES ALS	610,733.99	629,414.90	649,100.00	649,100.00	538,055.65	668,200.00	668,200.00	0.00	2.94%
Dept 9700	DEBT SERVICES									
SM.9700.0710	INTEREST EXPENSE	133.75	209.56	250.00	250.00	190.17	250.00	250.00		0.00%
Total Dept 9700	DEBT SERVICES	133.75	209.56	250.00	250.00	190.17	250.00	250.00	0.00	0.00%
Grand Total		610,867.74	629,624.46	649,350.00	649,350.00	538,245.82	668,450.00	668,450.00	0.00	2.94%

NOTE: One or more accounts may not be printed due to Account Table restrictions.

PARK AND IMPROVEMENT DISTRICTS

The Town of Yorktown operates six park districts and one lake improvement district.

These districts were created over the last thirty years at the request of residents in each of the geographical areas to improve the quality of life in their particular neighborhood.


Four of these Park Districts ~ Amazon Park, Mohegan Beach, Mohegan Highlands and Shrub Oak Lake Estates ~ are located and operate summer beaches on Mohegan Lake. Shrub Oak Community Beach Park District is situated in the Shrub Oak Hamlet on a widened and dammed part of the Shrub Oak Brook. It also provides a beach facility for district resident use.

The Bethel Acres Park District was created during the planning and subsequent approval of the Bethel Acres Subdivision. It is an area of scenic woodlands located on Granville Court in the vicinity of the Franklin Roosevelt State Park.

The Lake Mohegan Improvement District includes most of the homes in the Mohegan Lake Hamlet. It was created solely for the purposes of maintaining and enhancing the quality of waters of Lake Mohegan and its surrounding area.

The use of these districts is exclusive to district residents. Budgets for each of these districts are prepared by the elected district boards and submitted to the Town Comptroller. The Town collects monies through taxes from each of the district residents according to each district's budget.

The Town provides additional services to these districts primarily by the Finance Department who aid with and oversee accounts payable and administer district payrolls. The Parks & Recreation, Highway, Engineering, Legal, Town Clerk and Building Departments, provide assistance as requested to maintain and operate the beach areas.



Date Prepared: 11/16/2020 02:15 PM
 Report Date: 11/16/2020
 Account Table: AP REVENUE

TOWN OF YORKTOWN

Budget Preparation Report

BUD4011 1.0
 Page 1 of 1
 Prepared By: PAT

All. Sort Table: Fiscal Year: 2021 Period From: 1 To: 12

Account	Description			Original	Adjusted	2020	2021	2021	2021	Variance To
		2018	2019	2020	2020	Actual	TENTATIVE	PRELIMINA	FINAL	TENTATIVE
		Actual	Actual	Budget	Budget	Per 1-12	Stage	Stage	Stage	Stage
Dept 0000										
AP.0000.1001	TAXES	12,000.00	12,000.00	12,000.00	12,000.00	12,000.00	12,400.00	12,400.00		3.33%
AP.0000.2401	INTEREST EARNINGS	475.32	653.69	250.00	250.00	309.87	300.00	300.00		20.00%
AP.0000.2680	INSURANCE RECOVERIES	3,038.17	0.00	0.00	0.00	0.00				0.00%
Total Dept 0000		<u>(15,513.49)</u>	<u>(12,653.69)</u>	<u>(12,250.00)</u>	<u>(12,250.00)</u>	<u>(12,309.87)</u>	<u>(12,700.00)</u>	<u>(12,700.00)</u>	<u>0.00</u>	<u>3.67%</u>
Grand Total		<u>(15,513.49)</u>	<u>(12,653.69)</u>	<u>(12,250.00)</u>	<u>(12,250.00)</u>	<u>(12,309.87)</u>	<u>(12,700.00)</u>	<u>(12,700.00)</u>	<u>0.00</u>	<u>3.67%</u>

NOTE: One or more accounts may not be printed due to Account Table restrictions.

Date Prepared: 11/16/2020 02:16 PM
 Report Date: 11/16/2020
 Account Table: AP EXPENSE

TOWN OF YORKTOWN

Budget Preparation Report

BUD4011 1.0
 Page 1 of 1

Prepared By: PAT

Alt. Sort Table:

Fiscal Year: 2021 Period From: 1 To: 12

Account	Description	2018	2019	Original	Adjusted	2020	2021	2021	2021	Variance To
		Actual	Actual	2020 Budget	2020 Budget	Actual Per 1-12	TENTATIVE Stage	PRELIMINA Stage	FINAL Stage	TENTATIVE Stage
Dept 7180	BEACH & POOL FACILITIES									
AP.7180.0401	SUPPLIES	1,393.63	1,363.11	1,500.00	1,500.00	256.22	1,500.00	1,500.00		0.00%
AP.7180.0407	ELECTRIC	137.88	143.39	100.00	100.00	29.74	100.00	100.00		0.00%
AP.7180.0412	POSTAGE	73.50	55.00	150.00	150.00	0.00	100.00	100.00		-33.33%
AP.7180.0416	PROPERTY MAINTENANCE	7,492.99	2,895.00	3,000.00	3,000.00	218.06	3,000.00	3,000.00		0.00%
AP.7180.0450	WATER PURCHASE	38.50	37.27	250.00	250.00	4.55	250.00	250.00		0.00%
AP.7180.0454	PROPERTY IMPROVEMENTS	7,250.00	0.00	0.00	0.00	0.00				0.00%
AP.7180.0460	MAINT & REPAIR	424.04	1,375.05	1,500.00	1,500.00	579.52	1,500.00	1,500.00		0.00%
AP.7180.0467	LIABILITY INSURANCE	3,256.00	1,506.00	2,000.00	2,000.00	0.00	2,500.00	2,500.00		25.00%
AP.7180.0497	TAXES	972.92	992.14	1,250.00	1,250.00	980.78	1,250.00	1,250.00		0.00%
Total Dept 7180	BEACH & POOL FACILITIES	21,039.46	8,366.96	9,750.00	9,750.00	2,068.87	10,200.00	10,200.00	0.00	4.62%
Dept 9901	TRANSFERS TO OTHER FUNDS									
AP.9901.0903	TRANSFER TO GENERAL FUND	2,500.00	2,500.00	2,500.00	2,500.00	2,500.00	2,500.00	2,500.00		0.00%
Total Dept 9901	TRANSFERS TO OTHER FUNDS	2,500.00	2,500.00	2,500.00	2,500.00	2,500.00	2,500.00	2,500.00	0.00	0.00%
Grand Total		23,539.46	10,866.96	12,250.00	12,250.00	4,568.87	12,700.00	12,700.00	0.00	3.67%

NOTE: One or more accounts may not be printed due to Account Table restrictions.

Date Prepared: 11/16/2020 02:16 PM

Report Date: 11/16/2020

Account Table: BA REVENUE

Alt. Sort Table:

TOWN OF YORKTOWN

Budget Preparation Report

BUD4011 1.0

Page 1 of 1

Prepared By: PAT

Fiscal Year: 2021 Period From: 1 To: 12

Account	Description	2018		Original	Adjusted	2020	2021	2021	2021	Variance To
		Actual	Actual	2020 Budget	2020 Budget	Actual Per 1-12	TENTATIVE Stage	PRELIMINA Stage	FINAL Stage	TENTATIVE Stage
Dept 0000										
BA.0000.1001	TAXES	2,000.00	2,000.00	2,000.00	2,000.00	2,000.00	2,500.00	2,500.00		25.00%
BA.0000.2401	INTEREST EARNINGS	9.33	14.40	0.00	0.00	1.62				0.00%
Total Dept 0000		(2,009.33)	(2,014.40)	(2,000.00)	(2,000.00)	(2,001.62)	(2,500.00)	(2,500.00)	0.00	25.00%
Grand Total		(2,009.33)	(2,014.40)	(2,000.00)	(2,000.00)	(2,001.62)	(2,500.00)	(2,500.00)	0.00	25.00%

NOTE: One or more accounts may not be printed due to Account Table restrictions.

Date Prepared: 11/16/2020 02:17 PM

Report Date: 11/16/2020

Account Table: BA EXPENSE

Alt. Sort Table:

TOWN OF YORKTOWN

Budget Preparation Report

BUD4011 1.0

Page 1 of 1

Prepared By: PAT

Fiscal Year: 2021 Period From: 1 To: 12

Account	Description	Original		Adjusted		2020	2021	2021	2021	Variance To
		2018	2019	2020	2020	Actual	TENTATIVE	PRELIMINA	FINAL	TENTATIVE
		Actual	Actual	Budget	Budget	Per 1-12	Stage	Stage	Stage	Stage
Dept 9901	TRANSFERS TO OTHER FUNDS									
BA.9901.0903	TRANSFER TO GENERAL FUND	2,000.00	2,000.00	2,000.00	2,000.00	2,000.00	2,500.00	2,500.00		25.00%
Total Dept 9901	TRANSFERS TO OTHER FUNDS	2,000.00	2,000.00	2,000.00	2,000.00	2,000.00	2,500.00	2,500.00	0.00	25.00%
Grand Total		2,000.00	2,000.00	2,000.00	2,000.00	2,000.00	2,500.00	2,500.00	0.00	25.00%

NOTE: One or more accounts may not be printed due to Account Table restrictions.

Date Prepared: 11/16/2020 02:17:PM

Report Date: 11/16/2020

Account Table: ID REVENUE

Alt. Sort Table:

TOWN OF YORKTOWN

Budget Preparation Report

BUD4011 1.0

Page 1 of 1

Prepared By: PAT

Fiscal Year: 2021 Period From: 1 To: 12

Account	Description	2018	2019	Original	Adjusted	2020	2021	2021	2021	Variance To
		Actual	Actual	2020 Budget	2020 Budget	Actual Per 1-12	TENTATIVE Stage	PRELIMINA Stage	FINAL Stage	TENTATIVE Stage
Dept 0000										
ID.0000.1001	TAXES	74,100.00	74,100.00	74,533.00	74,533.00	74,533.00	74,523.00	74,523.00		-0.01%
ID.0000.1002	APPR FUND BALANCE	0.00	0.00	125,900.00	125,900.00	0.00	104,800.00	104,800.00		-16.76%
ID.0000.2300	CORTLANDT TAXES	10,090.00	16,144.00	10,100.00	10,100.00	16,796.00	12,500.00	12,500.00		23.76%
ID.0000.2401	INTEREST EARNINGS	2,672.70	3,803.38	1,000.00	1,000.00	2,207.59	1,000.00	1,000.00		0.00%
ID.0000.2770	MISCELLANEOUS	0.00	0.00	0.00	0.00	1,652.00				0.00%
ID.0000.3089	STATE AID:OTHER	0.00	80,000.00	0.00	0.00	0.00				0.00%
Total Dept 0000		(86,862.70)	(174,047.38)	(211,533.00)	(211,533.00)	(95,188.59)	(192,823.00)	(192,823.00)	0.00	-8.84%
Grand Total		(86,862.70)	(174,047.38)	(211,533.00)	(211,533.00)	(95,188.59)	(192,823.00)	(192,823.00)	0.00	-8.84%

NOTE: One or more accounts may not be printed due to Account Table restrictions.

TOWN OF YORKTOWN

Budget Preparation Report

Fiscal Year: 2021 Period From: 1 To: 12

Account	Description	2018	2019	Original	Adjusted	2020	2021	2021	2021	Variance To
		Actual	Actual	2020 Budget	2020 Budget	Actual Per 1-12	TENTATIVE Stage	PRELIMINA Stage	FINAL Stage	TENTATIVE Stage
Dept 7180	BEACH & POOL FACILITIES									
ID.7180.0110	TEMP HELP	5,403.60	6,070.50	10,000.00	10,000.00	3,688.25	8,000.00	8,000.00		-20.00%
ID.7180.0201	EQUIPMENT	107,160.00	0.00	0.00	0.00	0.00				0.00%
ID.7180.0401	OFFICE SUPPLIES	94.09	62.45	100.00	100.00	26.23	100.00	100.00		0.00%
ID.7180.0407	ELECTRICITY	12,536.98	9,431.29	12,900.00	12,900.00	6,599.56	11,000.00	11,000.00		-14.73%
ID.7180.0411	PRINTING	35.06	36.71	275.00	275.00	0.00	275.00	275.00		0.00%
ID.7180.0412	POSTAGE	1,944.70	642.00	1,400.00	1,400.00	0.00	1,508.00	1,508.00		7.71%
ID.7180.0416	MAINTENANCE	306.15	295.72	500.00	500.00	0.00	350.00	350.00		-30.00%
ID.7180.0418	EQUIP MAINT	1,392.00	0.00	300.00	300.00	0.00	1,200.00	1,200.00		300.00%
ID.7180.0423	TRAINING	2,796.00	1,408.00	1,875.00	1,875.00	0.00	1,875.00	1,875.00		0.00%
ID.7180.0428	DUES	545.00	545.00	600.00	600.00	545.00	600.00	600.00		0.00%
ID.7180.0467	INSURANCE	250.00	0.00	500.00	500.00	0.00	500.00	500.00		0.00%
ID.7180.0470	GAS AND OIL	0.00	83.50	150.00	150.00	79.20	200.00	200.00		33.33%
ID.7180.0475	AERSYS MAINT	0.00	0.00	100,000.00	100,000.00	190.00	100,000.00	100,000.00		0.00%
ID.7180.0479	SPECIAL PROJECTS	47,215.00	48,824.00	59,200.00	59,200.00	3,075.00	38,200.00	38,200.00		-35.47%
ID.7180.0480.0002	SPECIAL PROJECTS BUILDING..	1,526.62	1,820.41	10,000.00	10,000.00	0.00	7,500.00	7,500.00		-25.00%
ID.7180.0490	SERVICES	2,610.00	3,050.00	6,000.00	6,000.00	0.00	13,935.00	13,935.00		132.25%
ID.7180.0497	TAXES	71.03	77.84	85.00	85.00	69.43	85.00	85.00		0.00%
ID.7180.0498	TAX REFUNDS	0.00	600.51	250.00	250.00	0.00	250.00	250.00		0.00%
ID.7180.0818	UNEMPLOYMENT	0.00	0.00	100.00	100.00	0.00	100.00	100.00		0.00%
Total Dept 7180	BEACH & POOL FACILITIES	183,886.23	72,947.93	204,235.00	204,235.00	14,272.67	185,678.00	185,678.00	0.00	-9.09%
Dept 9000	EMPLOYEE BENEFITS									
ID.9000.0800	FICA/MEDICARE	413.38	464.41	765.00	765.00	282.15	612.00	612.00		-20.00%
ID.9000.0801	MTA TAX	18.37	20.63	33.00	33.00	12.53	33.00	33.00		0.00%
Total Dept 9000	EMPLOYEE BENEFITS	431.75	485.04	798.00	798.00	294.68	645.00	645.00	0.00	-19.17%
Dept 9901	TRANSFERS TO OTHER FUNDS									
ID.9901.0903	TRANSFER TO GENERAL FUND	6,500.00	6,500.00	6,500.00	6,500.00	6,500.00	6,500.00	6,500.00		0.00%

Date Prepared: 11/16/2020 02:18 PM

Report Date: 11/16/2020

Account Table: ID EXPENSE

Alt. Sort Table:

TOWN OF YORKTOWN Budget Preparation Report

Fiscal Year: 2021 Period From: 1 To: 12

BUD4011 1.0

Page 2 of 2

Prepared By: PAT

Account	Description	2018	2019	Original	Adjusted	2020	2021	2021	2021	Variance To
		Actual	Actual	2020 Budget	2020 Budget	Actual Per 1-12	TENTATIVE Stage	PRELIMINA Stage	FINAL Stage	TENTATIVE Stage
Dept 9901	TRANSFERS TO OTHER FUNDS									
Total Dept 9901	TRANSFERS TO OTHER FUNDS	6,500.00	6,500.00	6,500.00	6,500.00	6,500.00	6,500.00	6,500.00	0.00	0.00%
Grand Total		190,817.98	79,932.97	211,533.00	211,533.00	21,067.35	192,823.00	192,823.00	0.00	-8.84%

NOTE: One or more accounts may not be printed due to Account Table restrictions.

Date Prepared: 11/16/2020 02:18 PM
 Report Date: 11/16/2020
 Account Table: MB REVENUE
 Alt. Sort Table:

TOWN OF YORKTOWN Budget Preparation Report

BUD4011 1.0
 Page 1 of 1
 Prepared By: PAT

Fiscal Year: 2021 Period From: 1 To: 12

Account	Description	2018	2019	Original	Adjusted	2020	2021	2021	2021	Variance To
		Actual	Actual	2020 Budget	2020 Budget	Actual Per 1-12	TENTATIVE Stage	PRELIMINA Stage	FINAL Stage	TENTATIVE Stage
Dept 0000										
MB.0000.1001	TAXES	55,000.00	55,000.00	55,000.00	55,000.00	55,000.00	55,000.00	55,000.00		0.00%
MB.0000.1002	APPROPRIATED FUND BALANCE	0.00	0.00	7,885.00	15,885.00	0.00	10,400.00	10,400.00		31.90%
MB.0000.2401	INTEREST EARNINGS	1,581.31	2,827.50	1,000.00	1,000.00	1,403.64	1,000.00	1,000.00		0.00%
Total Dept 0000		<u>(56,581.31)</u>	<u>(57,827.50)</u>	<u>(63,885.00)</u>	<u>(71,885.00)</u>	<u>(56,403.64)</u>	<u>(66,400.00)</u>	<u>(66,400.00)</u>	<u>0.00</u>	<u>3.94%</u>
Grand Total		<u>(56,581.31)</u>	<u>(57,827.50)</u>	<u>(63,885.00)</u>	<u>(71,885.00)</u>	<u>(56,403.64)</u>	<u>(66,400.00)</u>	<u>(66,400.00)</u>	<u>0.00</u>	<u>3.94%</u>

NOTE: One or more accounts may not be printed due to Account Table restrictions.

Date Prepared: 11/16/2020 02:19 PM
 Report Date: 11/16/2020
 Account Table: MB EXPENSE
 Alt. Sort Table:

TOWN OF YORKTOWN

Budget Preparation Report

BUD4011 1.0
 Page 1 of 1
 Prepared By: PAT

Fiscal Year: 2021 Period From: 1 To: 12

Account	Description			Original	Adjusted	2020	2021	2021	2021	Variance To
		2018	2019	2020	2020	Actual	TENTATIVE	PRELIMINA	FINAL	TENTATIVE
		Actual	Actual	Budget	Budget	Per 1-12	Stage	Stage	Stage	Stage
Dept 7180	BEACH & POOL FACILITIES									
MB.7180.0110	TEMP HELP	7,055.25	4,200.75	12,000.00	17,500.00	12,934.01	16,000.00	16,000.00		33.33%
MB.7180.0401	SUPPLIES	62.88	297.61	1,000.00	3,000.00	2,020.67	600.00	600.00		-40.00%
MB.7180.0402	DEPT SUPPLIES	0.00	0.00	0.00	0.00	0.00	300.00	300.00		100.00%
MB.7180.0407	ELECTRIC	95.65	104.19	125.00	125.00	839.20	175.00	175.00		40.00%
MB.7180.0412	POSTAGE	501.13	277.00	400.00	400.00	211.50	500.00	500.00		25.00%
MB.7180.0416	MAINT AND REPAIR	9,485.90	16,424.91	15,000.00	15,042.00	6,732.68	11,585.00	11,585.00		-22.77%
MB.7180.0423	TRAINING	0.00	0.00	0.00	171.00	171.00				0.00%
MB.7180.0447	COMMUNITY RECREATION	0.00	893.52	3,000.00	2,557.53	0.00	3,000.00	3,000.00		0.00%
MB.7180.0450	WATER PURCHASE	39.64	6.85	100.00	100.00	8.22	50.00	50.00		-50.00%
MB.7180.0467	INSURANCE	1,250.00	500.00	1,000.00	1,000.00	0.00	2,500.00	2,500.00		150.00%
MB.7180.0483	CAPITAL PROJECTS	0.00	3,025.00	25,000.00	25,700.00	25,430.00	25,000.00	25,000.00		0.00%
MB.7180.0497	TAXES	1,147.81	1,177.14	1,250.00	1,250.00	1,154.74	1,250.00	1,250.00		0.00%
Total Dept 7180	BEACH & POOL FACILITIES	19,638.26	26,906.97	58,875.00	66,845.53	49,502.02	60,960.00	60,960.00	0.00	3.54%
Dept 9000	EMPLOYEE BENEFITS									
MB.9000.0800	FICA/MEDICARE	539.71	321.41	960.00	989.47	989.47	1,280.00	1,280.00		33.33%
MB.9000.0801	MTA TAX	23.97	14.30	50.00	50.00	43.99	160.00	160.00		220.00%
Total Dept 9000	EMPLOYEE BENEFITS	563.68	335.71	1,010.00	1,039.47	1,033.46	1,440.00	1,440.00	0.00	42.57%
Dept 9901	TRANSFERS TO OTHER FUNDS									
MB.9901.0903	TRANSFER TO GENERAL FUND	5,500.00	4,000.00	4,000.00	4,000.00	4,000.00	4,000.00	4,000.00		0.00%
Total Dept 9901	TRANSFERS TO OTHER FUNDS	5,500.00	4,000.00	4,000.00	4,000.00	4,000.00	4,000.00	4,000.00	0.00	0.00%
Grand Total		25,701.94	31,242.68	63,885.00	71,885.00	54,535.48	66,400.00	66,400.00	0.00	3.94%

NOTE: One or more accounts may not be printed due to Account Table restrictions.

Date Prepared: 11/16/2020 02:19 PM
 Report Date: 11/16/2020
 Account Table: MH REVENUE
 Alt. Sort Table:

TOWN OF YORKTOWN Budget Preparation Report

BUD4011 1.0
 Page 1 of 1
 Prepared By: PAT

Fiscal Year: 2021 Period From: 1 To: 12

Account	Description	Original		Adjusted		2020	2021	2021	2021	Variance To
		2018 Actual	2019 Actual	2020 Budget	2020 Budget	Actual Per 1-12	TENTATIVE Stage	PRELIMINA Stage	FINAL Stage	TENTATIVE Stage
Dept 0000										
MH.0000.1001	TAXES	28,375.00	29,100.00	29,000.00	29,000.00	29,000.00	34,565.00	34,565.00		19.19%
MH.0000.1002	APPROPRIATED FUND BALANCE	0.00	0.00	0.00	1,200.00	0.00				0.00%
MH.0000.2401	INTEREST EARNINGS	588.89	944.61	500.00	500.00	433.71	500.00	500.00		0.00%
Total Dept 0000		(28,963.89)	(30,044.61)	(29,500.00)	(30,700.00)	(29,433.71)	(35,065.00)	(35,065.00)	0.00	18.86%
Grand Total		(28,963.89)	(30,044.61)	(29,500.00)	(30,700.00)	(29,433.71)	(35,065.00)	(35,065.00)	0.00	18.86%

NOTE: One or more accounts may not be printed due to Account Table restrictions.

Date Prepared: 11/16/2020 02:20 PM
 Report Date: 11/16/2020
 Account Table: MH EXPENSE
 Alt. Sort Table:

TOWN OF YORKTOWN

Budget Preparation Report

BUD4011 1.0
 Page 1 of 1
 Prepared By: PAT

Fiscal Year: 2021 Period From: 1 To: 12

Account	Description			Original	Adjusted	2020	2021	2021	2021	Variance To
		2018	2019	2020	2020	2020	2021	2021	2021	TENTATIVE
		Actual	Actual	Budget	Budget	Actual	TENTATIVE	PRELIMINA	FINAL	TENTATIVE
						Per 1-12	Stage	Stage	Stage	Stage
Dept 7180	BEACH & POOL FACILITIES									
MH.7180.0110	TEMP HELP	5,371.00	5,990.75	6,000.00	8,120.00	7,659.25	8,000.00	8,000.00		33.33%
MH.7180.0401	BEACH SUPPLIES	677.51	1,252.45	1,500.00	986.00	0.00	1,500.00	1,500.00		0.00%
MH.7180.0407	ELECTRIC	60.48	62.85	200.00	200.00	48.78	100.00	100.00		-50.00%
MH.7180.0411	PRINTING	0.00	0.00	0.00	0.00	0.00	100.00	100.00		100.00%
MH.7180.0412	POSTAGE	50.00	150.00	150.00	150.00	150.00	150.00	150.00		0.00%
MH.7180.0416	MAINT & REPAIR	6,545.00	6,720.00	7,500.00	8,754.00	6,454.00	10,000.00	10,000.00		33.33%
MH.7180.0423	TRAINING	0.00	0.00	0.00	114.00	114.00	115.00	115.00		100.00%
MH.7180.0430	SPECIAL EVENTS	40.59	323.79	500.00	0.00	0.00	750.00	750.00		50.00%
MH.7180.0450	WATER PURCHASE	13.84	25.12	100.00	100.00	124.91	25.00	25.00		-75.00%
MH.7180.0467	INSURANCE	1,750.00	1,500.00	1,750.00	3,185.59	3,185.59	2,500.00	2,500.00		42.86%
MH.7180.0487	TAXES	7,334.19	7,423.28	8,000.00	7,464.41	7,401.66	8,000.00	8,000.00		0.00%
Total Dept 7180	BEACH & POOL FACILITIES	21,842.61	23,448.24	25,700.00	29,074.00	25,138.19	31,240.00	31,240.00	0.00	21.56%
Dept 9000	EMPLOYEE BENEFITS									
MH.9000.0800	FICA/MEDICARE	410.90	458.32	750.00	750.00	585.93	775.00	775.00		3.33%
MH.9000.0801	MTA TAX	18.25	20.37	50.00	50.00	26.04	50.00	50.00		0.00%
Total Dept 9000	EMPLOYEE BENEFITS	429.15	478.69	800.00	800.00	611.97	825.00	825.00	0.00	3.13%
Dept 9901	TRANSFERS TO OTHER FUNDS									
MH.9901.0903	TRANSFER TO GENERAL FUND	3,000.00	3,000.00	3,000.00	3,000.00	3,000.00	3,000.00	3,000.00		0.00%
Total Dept 9901	TRANSFERS TO OTHER FUNDS	3,000.00	3,000.00	3,000.00	3,000.00	3,000.00	3,000.00	3,000.00	0.00	0.00%
Grand Total		25,271.76	26,926.93	29,500.00	32,874.00	28,750.16	35,065.00	35,065.00	0.00	18.86%

NOTE: One or more accounts may not be printed due to Account Table restrictions.

Date Prepared: 11/16/2020 02:20 PM
 Report Date: 11/16/2020
 Account Table: SC REVENUE
 Alt. Sort Table:

TOWN OF YORKTOWN Budget Preparation Report

BUD4011 1.0
 Page 1 of 1
 Prepared By: PAT

Fiscal Year: 2021 Period From: 1 To: 12

Account	Description	2018	2019	Original	Adjusted	2020	2021	2021	2021	Variance To
		Actual	Actual	2020 Budget	2020 Budget	Actual Per 1-12	TENTATIVE Stage	PRELIMINA Stage	FINAL Stage	TENTATIVE Stage
Dept 0000										
SC.0000.1001	PROPERTY TAXES	63,000.00	63,625.00	63,600.00	63,600.00	63,600.00	63,500.00	63,500.00		-0.16%
SC.0000.1002	APPROPRIATED FUND BALANCE	0.00	0.00	1,500.00	1,500.00	0.00	3,000.00	3,000.00		100.00%
SC.0000.2401	INTEREST EARNINGS	2,531.16	4,161.83	2,000.00	2,000.00	2,102.14	2,000.00	2,000.00		0.00%
Total Dept 0000		<u>(65,531.16)</u>	<u>(67,786.83)</u>	<u>(67,100.00)</u>	<u>(67,100.00)</u>	<u>(65,702.14)</u>	<u>(68,500.00)</u>	<u>(68,500.00)</u>	<u>0.00</u>	<u>2.09%</u>
Grand Total		<u>(65,531.16)</u>	<u>(67,786.83)</u>	<u>(67,100.00)</u>	<u>(67,100.00)</u>	<u>(65,702.14)</u>	<u>(68,500.00)</u>	<u>(68,500.00)</u>	<u>0.00</u>	<u>2.09%</u>

NOTE: One or more accounts may not be printed due to Account Table restrictions.

Date Prepared: 11/16/2020 02:26 PM
 Report Date: 11/16/2020
 Account Table: SC EXPENSE
 Alt. Sort Table:

TOWN OF YORKTOWN

Budget Preparation Report

BUD4011 1.0
 Page 1 of 1
 Prepared By: PAT

Fiscal Year: 2021 Period From: 1 To: 12

Account	Description	2018	2019	Original	Adjusted	2020	2021	2021	2021	Variance To
		Actual	Actual	2020 Budget	2020 Budget	Actual Per 1-12	TENTATIVE Stage	PRELIMINA Stage	FINAL Stage	TENTATIVE Stage
Dept 7180	BEACH & POOL FACILITIES									
SC.7180.0402	DEPT SUPPLIES	397.62	45.89	0.00	0.00	0.00	1,000.00	1,000.00		100.00%
SC.7180.0405	COMMUNITY EVENTS	0.00	0.00	0.00	0.00	0.00	500.00	500.00		100.00%
SC.7180.0407	ELECTRICITY	842.78	815.76	1,500.00	1,500.00	632.17	1,500.00	1,500.00		0.00%
SC.7180.0411	PRINTING	0.00	0.00	200.00	200.00	24.92	500.00	500.00		150.00%
SC.7180.0412	POSTAGE	295.00	0.00	400.00	400.00	114.00	500.00	500.00		25.00%
SC.7180.0416	MAINTENANCE	3,000.00	13,600.00	16,750.00	20,770.00	16,116.91	16,750.00	16,750.00		0.00%
SC.7180.0441	PROFESSIONAL SERVICES	0.00	4,385.00	10,000.00	6,580.00	0.00	10,000.00	10,000.00		0.00%
SC.7180.0454	PROPERTY IMPROVEMENTS	13,900.00	9,934.86	23,500.00	23,500.00	2,028.75	20,000.00	20,000.00		-14.89%
SC.7180.0467	INSURANCE	1,250.00	500.00	1,500.00	1,500.00	0.00	2,500.00	2,500.00		66.67%
SC.7180.0477	WEED CONTROL	7,085.00	7,085.00	8,000.00	8,000.00	7,385.00	10,000.00	10,000.00		25.00%
SC.7180.0497	TAXES	163.25	184.39	250.00	250.00	158.25				-100.00%
SC.7180.0498	TAX REFUNDS	0.00	0.00	0.00	0.00	0.00	250.00	250.00		100.00%
Total Dept 7180	BEACH & POOL FACILITIES	26,933.65	36,550.90	62,100.00	62,700.00	26,460.00	63,500.00	63,500.00	0.00	2.25%
Dept 9901	TRANSFERS TO OTHER FUNDS									
SC.9901.0903	TRANSFER TO GENERAL FUND	5,000.00	5,000.00	5,000.00	5,000.00	5,000.00	5,000.00	5,000.00		0.00%
Total Dept 9901	TRANSFERS TO OTHER FUNDS	5,000.00	5,000.00	5,000.00	5,000.00	5,000.00	5,000.00	5,000.00	0.00	0.00%
Grand Total		31,933.65	41,550.90	67,100.00	67,700.00	31,460.00	68,500.00	68,500.00	0.00	2.09%

NOTE: One or more accounts may not be printed due to Account Table restrictions.

Date Prepared: 11/16/2020 02:26 PM
 Report Date: 11/16/2020
 Account Table: SL REVENUE
 Alt. Sort Table:

TOWN OF YORKTOWN Budget Preparation Report

BUD4011 1.0
 Page 1 of 1
 Prepared By: PAT

Fiscal Year: 2021 Period From: 1 To: 12

Account	Description	2018 Actual	2019 Actual	Original 2020 Budget	Adjusted 2020 Budget	2020 Actual Per 1-12	2021 TENTATIVE Stage	2021 PRELIMINA Stage	2021 FINAL Stage	Variance To TENTATIVE Stage
Dept 0000										
SL.0000.1001	TAXES	8,500.00	8,500.00	8,500.00	8,500.00	8,500.00	8,500.00	8,500.00		0.00%
SL.0000.1002	APPROPRIATED FUND BALANCE	0.00	0.00	2,750.00	2,750.00	0.00	2,750.00	2,750.00		0.00%
SL.0000.2401	INTEREST EARNINGS	1,446.84	2,261.58	1,000.00	1,000.00	1,102.86	1,000.00	1,000.00		0.00%
Total Dept 0000		<u>(9,946.84)</u>	<u>(10,761.58)</u>	<u>(12,250.00)</u>	<u>(12,250.00)</u>	<u>(9,602.86)</u>	<u>(12,250.00)</u>	<u>(12,250.00)</u>	<u>0.00</u>	<u>0.00%</u>
Grand Total		<u><u>(9,946.84)</u></u>	<u><u>(10,761.58)</u></u>	<u><u>(12,250.00)</u></u>	<u><u>(12,250.00)</u></u>	<u><u>(9,602.86)</u></u>	<u><u>(12,250.00)</u></u>	<u><u>(12,250.00)</u></u>	<u><u>0.00</u></u>	<u><u>0.00%</u></u>

NOTE: One or more accounts may not be printed due to Account Table restrictions.

Date Prepared: 11/16/2020 02:27 PM
 Report Date: 11/16/2020
 Account Table: SL EXPENSE

TOWN OF YORKTOWN Budget Preparation Report

BUD4011 1.0
 Page 1 of 1
 Prepared By: PAT

Alt. Sort Table:

Fiscal Year: 2021 Period From: 1 To: 12

Account	Description			Original	Adjusted	2020	2021	2021	2021	Variance To
		2018	2019	2020	2020	2020	2021	2021	2021	TENTATIVE
		Actual	Actual	Budget	Budget	Per 1-12	TENTATIVE Stage	PRELIMINA Stage	FINAL Stage	TENTATIVE Stage
Dept 7180	BEACH & POOL FACILITIES									
SL.7180.0401	SUPPLIES	0.00	0.00	500.00	500.00	0.00	500.00	500.00		0.00%
SL.7180.0416	MAINT AND REPAIR	848.00	825.00	8,250.00	8,250.00	0.00	7,250.00	7,250.00		-12.12%
SL.7180.0467	INSURANCE	1,250.00	500.00	1,500.00	1,500.00	0.00	2,500.00	2,500.00		66.67%
Total Dept 7180	BEACH & POOL FACILITIES	2,098.00	1,325.00	10,250.00	10,250.00	0.00	10,250.00	10,250.00	0.00	0.00%
Dept 9901	TRANSFERS TO OTHER FUNDS									
SL.9901.0903	TRANSFER TO GENERAL FUND	2,000.00	2,000.00	2,000.00	2,000.00	2,000.00	2,000.00	2,000.00		0.00%
Total Dept 9901	TRANSFERS TO OTHER FUNDS	2,000.00	2,000.00	2,000.00	2,000.00	2,000.00	2,000.00	2,000.00	0.00	0.00%
Grand Total		4,098.00	3,325.00	12,250.00	12,250.00	2,000.00	12,250.00	12,250.00	0.00	0.00%

NOTE: One or more accounts may not be printed due to Account Table restrictions.


EMPLOYEE SALARY INFORMATION

The following is a listing by department of all employees and their salaries for the past year, current year and budgeted year. Permanent Part Time employees have also been included in this listing.

With the exception of the elected officials, department heads, appointed staff, part time employees and police officers, all employees are part of the Civil Service Employees' Association and are paid according to the bargaining agreement's salary schedules that reflect job titles in increments of five annual steps.

The Police Benevolent Association bargaining unit represents the police officers, detectives and sergeants. The lieutenants are represented by the Superior Officers bargaining unit.

Salaries are reflected in accordance with the applicable agreement.



Full Time Positions Budgeted

Department	2018	2018-2019 Changes	2019	2019-2020 Changes	2020	2020-2021 Changes	2021	Explanation
Assessor	4		4		4		4	
Building Department	8		8	+1	9		9	
Central Garage	3		3		3		3	
Engineering	5		5		5		5	
Finance	6		6		6		6	
Highway	32		32		32		32	
Library	16		16		16	-1	15	Librarian II unfunded
Nutrition	8		8		8		8	
Parks	12	+1	13	+1	14		14	
Recreation	5		5		5	+1	6	Senior Recreation Leader
Planning	4		4		4		4	
Police (Civilians)	9		9		9		9	
Police (Uniformed)	56		56	+3	59		59	
Refuse & Recycling	12		12		12		12	
Section 8 Housing	1		1		1		1	
Sewer	10		10		10		10	
Supervisor	4	-1	3		3		3	
Tax Office	2		2		2		2	
Town Attorney	1		1		1		1	
Town Board	4		4		4		4	
Town Buildings	8		8		8		8	
Town Clerk	4		4		4		4	
Town Court	7		7		7		7	
Water District	19		19	+1	20		20	
Totals	240	0	240	6	246	0	246	

Department	Name	Grade	Sch	Step	Other Pay	Ann Hours	21 Salary	2020 Salary	2019 Salary	2018 Salary	Hire Date	Longevity
ASSESSOR												
Assessor	Kim Penner					1,827	127,648	118,193	107,454	105,000	03/20/00	1,600
Deputy Assesor	Cheryl Kastuk	XIV	A1	5		1,827	87,160	85,034	85,034	83,265	02/11/13	
Assessment Clerk	Paula Alicea	VIII	A1	5		1,827	65,765	64,161	61,135	56,932	03/21/16	
Senior Account Clerk	Liz Proctor	XI	A1	5		1,696.5	70,962	69,232	69,232	67,791	11/24/86	1,600
BUILDING												
Building Inspector	John Landi					1,827	130,201	122,147	115,146	112,750	08/28/17	
Asst Building Inspector	Richard Falcone	XVI	A1	5		1,827	97,092	94,724		92,753		
Asst Building Inspector	Bradley Goodman	XVI	A1	5		1,827	97,092	94,724	94,724	92,753	12/24/01	1,600
Asst Building Inspector	Joseph Venitucci	XVI	A1	5		1,827	97,092	94,724	94,724	92,753	02/19/08	1,100
Sr Office Assistant Auto Systems		X	A1	5		1,827	71,485	69,741	69,741	68,290		
Office Assistant Auto Systems	Brittanie O'Neil	VIII	A1	5		1,827	65,765	64,161	64,161	62,826	03/05/04	1,100
Intermediate Clerk	Jennifer Leonard	III	A1	3		1,827	47,583	41,148	41,148			
Fire Inspector	Edward Kolisz	XIII	A1	5		1,827	83,586	81,547	81,547	79,850	08/09/10	1,000
Code Enforcement	Jason Zeif	XI	A1	5		1,827	76,421	74,557	74,557	69,729	03/26/12	
CENTRAL GARAGE												
Lead Maintenance Mechanic	Donald Gaffney	XV	A	5	900	1,957.5	86,478	84,369	84,369	82,614	08/29/88	1,600
Senior Auto Mechanic	John W. Winter	XIII	A	5	900	1,957.5	77,616	75,723	75,723	74,147	08/27/12	
Auto Mechanic	Mark Alexander	XII	A	2	900	1,957.5	65,791	72,827	72,827	71,312	12/16/19	
CONSERVATION BD												
Intermediate Clerk PT	Kim Hughes					780	15,600	15,600	12,000	12,000	03/27/14	
ENGINEERING												
Town Engineer	Michael Quinn					1,827	159,900	156,000	150,000	150,000	04/11/16	
Assistant Civil Engineer	William Batista	XVII	A1	5		1,827	102,236	95,707	91,744	86,496	01/23/17	
Principal Engineering Technician	Michael Mill	XV	A1	5		1,827	93,130	90,859	90,859	88,969	03/06/89	1,600
Senior Account Clerk	Dawn Irving	XI	A1	5		1,827	76,421	74,557	74,557	73,006	03/20/00	1,600
Sr Office Assistant Auto Systems	Louise Kobiliak	X	A1	5		1,827	71,485	69,741	69,741	68,290	04/06/94	1,600
FINANCE												
Comptroller	Patricia Caporale				5,000	1,827	133,397	125,265	118,085	113,000	02/17/04	1,300
Deputy Comptroller	Gennelle MacNeil				2,500	1,827	96,746	94,386	88,976	87,125	01/03/17	
Junior Accountant	Rachel Marchionno	XIII	A1	3		1,827	77,193	72,226	69,123	67,684	07/01/19	
Senior Account Clerk	Sandra Serrano	XI	A1	5		1,827	76,421	74,557	74,557	73,006	03/17/08	1,100
Payroll Clerk	Donna Andrews	XI	A1	5		1,827	76,421	74,557	74,557	73,006	05/13/76	1,600
Intermediate Clerk	Donna Polito	III	A1	5		1,305	38,123	37,193	37,193	36,419	07/01/03	

Department	Name	Grade	Sch	Step	Other Pay	Ann Hours	21 Salary	2020 Salary	2019 Salary	2018 Salary	Hire Date	Longevity
HIGHWAY												
Superintendent	David Paganelli					1,827	126,181	126,181	121,328	110,777	01/01/12	
Secretary	Anne Anderson					1,827	87,641	85,503	80,602	78,925	04/01/94	1,600
Stock Clerk	Angela Cavallo	VII	A1	5		1,827	64,208	59,808	56,998	50,083	01/23/17	
Deputy Super/Road Maintenance Foreman	Michael Grasso	XVII	A	3		1,957.5	87,320	82,023	77,777	90,690	11/05/12	
Lead Maintenance Mechanic	Charles Vilarino	XV	A	5	900	1,957.5	86,478	84,369	84,369	82,614	06/06/01	1,600
General Foreman	Ted Devlin	XIV	A	5		1,957.5	90,159	87,960	78,959	77,316	07/08/02	1,600
Road Maintenance Foreman	Thomas McNulty	XIV	A	5		1,957.5	80,933	72,827	72,827	71,312	08/02/89	1,600
Road Maintenance Foreman	Scott Mills	XIV	A	5		1,957.5	80,933	78,959	78,959	77,316	03/25/93	1,600
Road Maintenance Foreman		XIV	A	5		1,957.5	80,933	67,422	67,422	68,855		
Tree Trimmer Foreman		XIV	A	5		1,957.5			78,959	77,316		
Maintenance Mech/Welder	David Nikisher	XIII	A	5		1,957.5	77,616	75,723	75,723	74,147	07/15/96	1,600
Senior Auto Mechanic	Antonio Cambareri	XIII	A	5	900	1,957.5	77,616	75,723	75,723	74,147	09/17/07	1,100
Senior Auto Mechanic	Phillip Klein	XIII	A	5		1,957.5	77,616	75,723	75,723	74,147	12/05/05	1,300
Senior Auto Mechanic	Daniel Moran	XIII	A	5	400	1,957.5	77,616	75,723	75,723	74,147	10/19/98	1,600
Heavy MEO	Nicholas Bernard	XII	A	5		1,957.5	74,648	69,930	67,068	62,850	03/14/16	
Heavy MEO	Patricia Dickan	XII	A	4		1,957.5	71,678	64,760	61,829	57,731	03/14/16	
Heavy MEO	Peter Goldberg	XII	A	5		1,957.5	74,648	64,760	64,760	60,542	03/06/13	
Heavy MEO	Robert Ireland	XII	A	5		1,957.5	74,648	72,827	72,827	71,312	11/28/83	1,600
Tree Trimmer/MEO	James Cottrell	XI	A	5		1,957.5	70,962	66,122	63,452	59,301	09/12/16	
MEO / Mason	Brian Stam	XI	A	5		1,957.5	70,962	49,044	49,044	45,643	08/29/16	
MEO	Michael Batista	X	A	4		1,957.5	63,375	53,989	53,989	50,426	06/08/15	
MEO	Joseph Bergin	X	A	2		1,957.5	57,481	53,989	53,989	63,413	04/10/17	
MEO	Joseph Dell'Olio	X	A	5		1,957.5	66,379	64,760	64,760	63,413	04/14/10	1,000
MEO	Kevin Harrigan	X	A	3		1,957.5	60,431	53,989	51,498	48,024	08/29/16	
MEO		X	A	5		1,957.5	66,379	64,760	64,760	63,413		
MEO		X	A	1		1,957.5			53,209	63,413		
Laborer	Jake Arcara	V	A	3		1,957.5	50,270	46,613	44,154		12/17/18	
Laborer	Nicholas Burns	V	A	5		1,957.5	55,339	53,989	51,498	48,024	11/09/15	
Laborer	Kieran Carney	V	A	5		1,957.5	55,339	53,989	53,989	52,865	12/18/13	
Laborer	Dennis Flynn	V	A	2		1,957.5	47,778	44,154	51,498	48,024	06/14/16	
Laborer	Kareem Holebrook	V	A	5		1,957.5	55,339	53,989	51,498	48,024	06/14/16	
Laborer	Michael Stigell	V	A	3		1,957.5	50,270	46,613	44,154		04/01/19	
Laborer	Nicholas Titka	V	A	3		1,957.5	50,270	46,613	44,154		12/17/18	
Laborer		V	A	1		1,957.5	45,258	44,154	44,154	43,235		

Department	Name	Grade	Sch	Step	Other Pay	Ann Hours	21 Salary	2020 Salary	2019 Salary	2018 Salary	Hire Date	Longevity
LIBRARY												
Director						1,827	107,625	105,000	105,000	105,000		
Staff Assistant	Christine Julian	XIV	A1	3		1,827	80,775	64,760	64,760	63,413	08/11/14	
Librarian II		XIV	A1			1,827		78,959	78,959	74,485		
Librarian II	Allison Egan	XIV	A1	1		1,827	74,425	78,959	78,959		03/29/18	
Librarian II	Maureen Connelly	XIV	A1	5		1,827	87,160	78,959	78,959	77,316	10/15/01	1,600
Librarian II	Ellen Tannenbaum	XIV	A1	5		1,827	87,160	78,959	78,959	77,316	12/12/16	
Librarian II	Marca McClenon	XIV	A1	5		1,827	87,160	78,959	78,959	74,485	07/03/06	
Librarian I	Irena Goss	XI	A1	5		1,827	76,421	69,231	69,231	67,791	03/31/03	1,300
Librarian I		XI	A1	1		1,827	63,683	63,452	60,561	67,791		
Librarian I Children Services	Jane Hennessy	XI	A1	5		1,827	76,421	69,231	69,231	64,747	06/03/13	
Senior Library Clerk	Margaret Groccia	VIII	A1	5		1,827	65,765	59,578	59,578	58,338	02/13/12	
Senior Library Clerk	Maria Stolfi	VIII	A1	5		1,827	65,765	59,578	59,578	58,338	04/21/97	1,600
Senior Library Clerk	Shirley McCord	VIII	A1	5		1,827	65,765	59,578	59,578	58,338	04/14/98	1,300
Library Clerk	Margaret O'Reilly	IV	A1	5		1,827	56,459	51,148	51,148	50,083	05/18/98	1,600
Library Assistant	Deborah Sarno	IX	A1	4		1,827	64,492	56,708	56,708	50,083	08/21/06	1,100
Caretaker	Thomas Gallelo	XI	A	5		1,957.5	70,962	69,231	69,231	67,791	02/13/95	1,600
Various PT positions								230,000	230,000	230,000		
MUSEUM												
Assistant Curator	Adele Hobby	VII	A1	5		1,305	45,863	44,744	44,744	43,814	07/03/01	
Intermediate Clerk PT	Helen Lynch					1,040	12,841	12,841	15,600	11,305	04/01/19	
NUTRITION												
Site Manager	Noreen O'Driscoll					1,827	95,400	90,000	76,550	74,957	08/15/88	1,000
Intermediate Clerk	Terri Campanaro	VIII	A1	4		1,566	53,711	49,836	47,213	38,962	03/08/16	
Chauffer	Sonja Mejia	V	A	2		1,566.0	38,223	35,329	37,661	36,878	xxxx	
Chauffeur	David Humphrey	V	A	5		1,696.5	47,960	46,790	37,661	36,878	03/18/13	
Chauffer	Salvador Rivera	V	A	5		1,566	44,271	43,191	34,764	34,041	06/04/02	1,600
Chauffeur	Lucia Dominguez	V	A	2		1,566	38,223	35,329	34,764	34,041	09/12/19	
Cook	Franz Rom	VIII	A	5		1,696.5	52,925	51,364	46,790	43,703	10/08/15	
Assistant Cook	LeArtis El	VI	A	5		1,696.5	49,817	48,602	41,903	41,031	10/16/13	
Part Time						835.2	23,700	21,985	21,985	21,985		

Department	Name	Grade	Sch	Step	Other Pay	Ann Hours	21 Salary	2020 Salary	2019 Salary	2018 Salary	Hire Date	Longevity
PARKS												
Park Foreman	Barry Gelbman	XV	A	5		1,957.5	86,478	84,369	84,369	82,614	07/03/95	1,600
Assistant Park Foreman	Dominic Monopoli	XIII	A	5		1,957.5	77,616	75,723	75,723	74,147	08/05/96	1,600
Maintenance Mechanic	Stephen Melillo	XII	A	5		1,957.5	74,648	72,827	72,827	71,312	09/10/07	1,100
Maintenance Mechanic Repair	Guido Parks	XI	A	5		1,957.5	70,962	69,231	69,231	67,791	09/10/07	1,100
Maintenance Mechanic Repair		XI	A	5		1,957.5	70,962	69,231	69,231	64,747		
Tree Trimmer/MEO	Vincent Haight	XI	A	5		1,957.5	70,962	69,231	69,231	67,791	10/06/03	1,300
HMEO	Michael Hoek	XII	A	5		1,957.5	74,648	72,827	72,827	71,312	03/06/89	1,600
Maintenance Worker Pool	Andrew Cerrato	XI	A	5		1,957.5	70,962	69,231	69,231	67,791	04/14/03	1,300
Park Groundskeeper	Scott Ferreira	X	A	5		1,957.5	66,379	64,760	61,829	57,731	03/26/13	
Park Groundskeeper	Eric Hollberg	X	A	5		1,957.5	66,379	64,760	64,760	63,413	03/29/99	1,600
Park Groundskeeper	Bryan O'Keefe	X	A	5		1,957.5	66,379	61,829	58,957	54,912	12/14/15	
Park Groundskeeper	Richard Williams	X	A	5		1,957.5	66,379	64,760	64,760	63,413	01/24/00	1,600
Laborer	Robert Alfano	V	A	3		1,957.5	50,270	46,613	44,154		03/25/19	
Laborer	Andrew Bergen	V	A	2		1,957.5	44,778	44,154				
PLANNING												
Director	John Tegeder					1,827	141,000	135,000	122,550	120,000	11/03/97	1,600
Planner	Robyn Steinberg	XVII	A1	5	8,000	1,827	102,236	99,742	99,742	97,667	08/05/02	1,600
Assistant Planner-Research		XI	A1	5		1,827	76,421	74,557	74,557	69,729		
Sr Office Assistant Auto Systems	Nancy Calicchia	X	A1	4		1,827	68,250	63,492	60,394	68,290	05/07/18	
Part Time							12,500					
POLICE (civilian)												
Dispatcher	Beth Sherwood	XI	A	5		1,957.5	70,962	69,231	69,231	67,791	06/07/11	1,000
Dispatcher	Jane Gullery	XI	A	5		1,957.5	70,962	69,231	69,231	67,791	07/10/95	1,600
Dispatcher	Timothy Collins	XI	A	3		1,957.5	65,038	60,561	69,231	67,791	07/24/19	
Office Asst Auto Systems	Michelle Diaco	VIII	A1	5		1,827	65,765	64,161	64,161	62,826	11/20/13	
Office Asst Auto Systems	Judith Garretto	VIII	A1	5		1,827	65,765	64,161	64,161	62,826	06/12/06	1,100
Office Asst Auto Systems	Christine Corsillo	VIII	A1	3		1,827	59,596	55,082	52,080	62,826	06/03/19	
Community Svc Worker/Animal Warden	Kristin Bohler	VIII	A1	4		1,827	62,663	58,142	55,082	62,826	05/29/18	
Maintenance Worker Repair	Keith Kuttruf	XI	A	5		1,957.5	70,962	69,231	69,231	67,791	02/28/00	1,600
Cleaner	Marcel Copeland	V	A	5		1,957.5	55,339	53,989	53,989	50,426	05/11/15	

Department	Name	Grade	Sch	Step	Other Pay	Ann Hours	21 Salary	2020 Salary	2019 Salary	2018 Salary	Hire Date	Longevity
POLICE (Uniform)												
Chief	Robert Noble					2,088	182,942	173,978	173,978	165,454	06/03/81	8,575
Lieutenant #1	James Graham					2,088	152,683	145,202	145,202	138,087	04/06/94	7,075
Lieutenant #2	Deiullo, John					2,088	152,683	145,202	145,202	138,087	07/04/90	7,075
Lieutenant #3	Justin Foley					2,088	152,683	145,202	145,202	138,087	01/03/89	6,075
Sergeant #1	Dillion, Paul					2,088	130,072	125,946	125,946	120,235	08/19/03	2,175
Sergeant #2	Kolkman, Timothy					2,088	130,072	125,946	125,946	120,235	01/04/08	1,525
Sergeant #3	Racioppo, Matthew					2,088	130,072	125,946	125,946	120,235	03/26/12	800
Sergeant #4	Rapisarda, Mark				7,300	2,088	130,072	125,946	125,946	120,235	04/05/05	2,225
Sergeant #5	Sansone, Samuel					2,088	130,072	125,946	125,946	120,235	06/07/06	1,775
Sergeant #6	Scatola, Craig				1,200	2,088	130,072	125,946	125,946	120,235	08/02/04	1,775
Sergeant #7	Sgroi, Kenneth					2,088	130,072	125,946	125,946	120,235	03/06/09	1,525
Sergeant #8	Woodard, Michael					2,088	130,072	125,946	125,946	120,235	05/07/14	800
Detective #1	Nadoraski, Tommy					2,088	125,552	121,569	121,569	116,055	01/24/06	2,425
Detective #2	Sage, Scott					2,088	125,552	121,569	121,569	116,055	01/25/96	2,425
Detective #3	Shanahan, Brian					2,088	125,552	121,569	121,569	116,055	08/07/01	2,175
Detective #4	Swart, Jason					2,088	125,552	121,569	121,569	116,055	06/18/02	2,175
Detective #5	Tausz, Timothy					2,088	125,552	121,569	121,569	116,055	10/19/81	2,425
Detective #6 DARE	Finn, Richard					2,088	125,552	121,569	121,569	116,055	05/19/99	2,225
Police Officer	Battista, John			5		2,088	113,104	97,555	85,523	70,192	01/06/17	
Police Officer	Beyrer, Thomas			5	3,832	2,088	113,104	109,516	109,516	104,548	01/06/14	800
Police Officer	Campion, Michael			5	3,832	2,088	113,104	109,516	109,516	93,133	08/03/15	
Police Officer	Caprio, Michael			5		2,088	113,104	109,516	109,516	104,548	09/19/13	1,150
Police Officer	Chapparo, Christian			4			100,751	85,523	73,525	55,193	12/19/18	800
Police Officer	Curtin, Timothy			5		2,088	113,104	109,516	109,516	93,133	08/03/15	
Police Officer	Daniel Curtis			5		2,088	113,104	109,516	97,555	81,646	12/21/16	
Police Officer	David, Daniel			4			100,751	85,523	73,525	55,193	11/03/16	
Police Officer	DiPetrantonio, Anthony	SRO GW		5		2,088	113,104	109,516	109,516	104,548	08/01/08	1,525
Police Officer	Doerr, Robert	SRO YHS		5		2,088	113,104	109,516	109,516	104,548	08/19/03	2,175
Police Officer	Doherty, John			5		2,088	113,104	109,516	109,516	93,133	01/06/16	
Police Officer	Echeverria, Michael			5		2,088	113,104	109,516	109,516	104,548	08/26/91	2,425
Police Officer	Ellsworth, Max			5		2,088	113,104	109,516	97,555	81,646	08/10/16	800
Police Officer	Fortunato, Keith			5		2,088	113,104	109,516	109,516	104,548	03/24/14	
Police Officer	Garcia, Angel			5		2,088	113,104	109,516	109,516	104,548	08/01/08	1,525
Police Officer	Gordineer, William			5		2,088	125,552	121,569	121,569	104,548	04/05/89	2,425
Police Officer	Gregorio, Devon			5		2,088	113,104	109,516	97,555	81,646	07/06/16	800

Department	Name	Grade	Sch	Step	Other Pay	Ann Hours	21 Salary	2020 Salary	2019 Salary	2018 Salary	Hire Date	Longevity
POLICE continued												
Police Officer	Guilbert, Samantha			5		2,088	113,104	97,555	85,523	70,192	08/09/17	800
Police Officer	Hannigan, James			5		2,088	113,104	109,516	97,555	81,646	12/21/16	
Police Officer	Houlihan, Colin			5		2,088	113,104	85,523	73,525	71,947	03/21/18	
Police Officer	Kaen, Daniel			5		2,088	113,104	109,516	109,516	104,548	03/26/12	800
Police Officer	Kahn, Michael			5		2,088	113,104	109,516	109,516	104,548	08/04/04	2,225
Police Officer	Lizarzaburu, Guillermo			2		2,088	88,325	73,525	56,405		07/03/19	
Police Officer	Madaus, Michael			5		2,088	113,104	109,516	109,516	104,548	7/28/06	1,525
Police Officer	Mullen, Timothy			5		2,088	113,104	109,516	97,555	81,646	07/06/16	800
Police Officer	Mundy, Brian	SRO MSMS		5		2,088	113,104	109,516	109,516	104,548	06/07/06	1,775
Police Officer	Nicholson, Brian	SRO TJ		5		2,088	113,104	109,516	109,516	104,548	07/27/07	1,525
Police Officer	Noone, Ryan			5	11,751	2,088	113,104	109,516	109,516	104,548	01/04/08	1,525
Police Officer	Pagliuca, Joyce			2		2,088	88,325	73,525	45,125	104,548	07/19/19	
Police Officer	Palladino, Gregory			5		2,088	113,104	109,516	109,516	93,133	08/03/15	
Police Officer	Paniccia, Lawrence	SRO LHS		5		2,088	113,104	109,516	109,516	104,548	05/17/05	2,225
Police Officer	Pavletich, Robert	SRO LCBMS		5		2,088	113,104	109,516	109,516	104,548	02/07/07	1,775
Police Officer	Peters, Donald			5		2,088	113,104	109,516	109,516	104,548	08/07/01	2,175
Police Officer	Pietraniello, Michael	SRO BF		5		2,088	113,104	109,516	109,516	104,548	03/22/00	2,425
Police Officer	Premuto, Jerry			3		2,088	100,751	73,525	56,405	44,155	07/27/18	
Police Officer	Rana, Carter			2		2,088	88,325	73,525	56,405		07/03/19	
Police Officer	Rohr, Robert			5		2,088	113,104	109,516	109,516	104,548	04/27/15	
Police Officer	Tillstrand, Michael			5		2,088	113,104	109,516	109,516	104,548	10/29/14	1,525
Police Officer	Uhl, Michael			2		2,088	88,325	73,525	45,125		07/19/19	
Police Officer	Viuoso, Michael			3		2,088	100,751	85,523	73,525	104,548	12/12/18	800
Police Officer				5		2,088	113,104	109,516	109,516	104,548		
*Other Pay consists of clothing allowance, college incentive pay, holiday pay, vacation sell back, sick sell back, and sick reward bonus.												
RECREATION												
Superintendent	James Martorano, Jr					1,827	112,750	110,000	110,000	101,000	09/09/19	
Assistant Superintendent	Kyle Thornton					1,827	92,250	90,000	85,208	83,435	07/13/16	
Assistant Superintendent						1,827		90,000	90,891	89,000		
Senior Recreation Leader	Deanna Peterson	III	A1	3		1,827	47,582	46,422				
Senior Office Asst-Rec	Jessica Bambach	X	A1	5		1,827	71,485	69,741	69,741	68,290	04/24/89	1,600
Office Assistant Auto Systems	Anita Hecker	VIII	A1	5		1,827	65,765	64,161	64,161	62,826	01/29/01	1,600
Rec Assistant PT	Erin Moran					832.0	13,363	13,363	13,363	13,363		

Department	Name	Grade	Sch	Step	Other Pay	Ann Hours	21 Salary	2020 Salary	2019 Salary	2018 Salary	Hire Date	Longevity
REFUSE & RECYCLING												
							130,000					
Sr Office Assistant Auto Systems		X	A1	5	31,373	1,827		69,741	69,741	68,290		
Office Assistant Auto Sys	Kristin Scherrer	VIII	A1	4		1,827	62,663	58,142	55,082	50,996	08/24/15	
Lead Maintenance Mechanic	Kevin Alimonti	XV	A	5		1,957.5	86,478	84,369	84,369	82,614	02/19/86	1,600
Maintenance Mechanic Sanitation	Michael Samuels	XIII	A	5		1,957.5	77,616	75,723	75,723	74,147	08/17/98	1,600
Sr Auto Mechanic	David Doherty	XIII	A	5	900	1,957.5	77,616	75,723	75,723	74,147	11/20/00	1,600
MEO	Vincent Ambrosino	X	A	5		1,957.5	66,379	64,760	64,760	63,413	07/01/96	1,600
MEO	Scott Baldwin	X	A	5		1,957.5	66,379	64,760	64,760	63,413	01/21/97	1,600
MEO	Andrew Heady	X	A	5		1,957.5	66,379	64,760	64,760	63,413	07/12/00	1,600
MEO	Jeffrey Rosenstrach	X	A	5		1,957.5	66,379	64,760	64,760	63,413	08/22/88	1,600
Laborer	Matthew Hoek	V	A	2		1,957.5	50,270	46,613	44,154	52,865	12/03/18	
Laborer	Douglas Paget	V	A	5		1,957.5	55,339	53,989	53,989	52,865	06/30/03	1,300
Laborer	Jake Vaccaro	V	A	2		1,957.5	50,270	46,613	44,154	45,643	12/17/18	
SECTION 8 HOUSING												
Director	Karren Perez					1,827	105,000	99,500	89,445	86,005	12/06/10	1,000
SEWER												
Asst Wastewater Treatment Plant Supt	Edward Mahoney	XVI	A	5	20,000	1,957.5	90,159	87,960	87,960	86,130	09/01/86	1,600
Heavy MEO	Anthony Cuccovia	XII	A	5		1,957.5	74,648	72,827	72,827	71,312	05/16/88	1,600
Maintenance Worker Mech	Michael Carducci	XII	A	5		1,957.5	74,648	72,827	72,827	71,312	03/06/89	1,600
Maintenance Worker Mech	Martin McGannon	XII	A	5		1,957.5	74,648	72,827	72,827	71,312	03/23/87	1,600
Maintenance Worker Mech		XII	A	5		1,957.5	74,648	72,827	72,827	71,312		
Maintenance Worker Mech/Electrician	Don Mesuda	XII	A	5		1,957.5	74,648	72,827	72,827	68,475	03/23/15	
Sewer Maintenance Worker	Richard Flocco	X	A	5		1,957.5	66,379	64,760	64,760	63,413	12/25/95	1,600
Sewer Maintenance Worker	Charles Chase	X	A	5		1,957.5	66,379	64,760	64,760	63,413	09/16/03	1,300
Sewer Maintenance Worker	Kyle Gultz	X	A	5		1,957.5	66,379	64,760	64,760	63,413	08/15/05	1,300
Sewer Maintenance Worker	Frank Rendina	X	A	5		1,957.5	66,379	64,760	64,760	63,413	07/07/08	1,100
SUPERVISOR												
Supervisor	Matthew Slater					1,827	121,328	121,328	121,328	121,328	01/01/20	
Confidential Secretary	Jenna Belcastro					1,827	91,129	88,906	86,806	85,000	01/01/20	
Human Resource	Margaret Gspurning					1,827	119,837	113,987	102,568	100,434	10/01/08	1,100
Secretary-Steno		XI	A1	1		1,827		62,130				
TAX OFFICE												
Receiver of Taxes	Barbara Korsak					1,827	103,598	97,733	88,849	87,000	10/22/08	1,100
Assessment/Tax Aide	Lori Rotunno	VI	A1	5		1,827	61,904	60,394	60,394	59,137	05/19/14	
Senior Clerk PT								28,000	28,000	28,000		

Department	Name	Grade	Sch	Step	Other Pay	Ann Hours	21 Salary	2020 Salary	2019 Salary	2018 Salary	Hire Date	Longevity
TOWN ATTORNEY												
Town Attorney						1,827				117,000		
Office Assistant Auto Systems	Kyra Brunner	VIII	A1	2		1,827	56,459	64,161	64,161	62,826	07/08/20	
TOWN BOARD												
Councilperson	Alice Roker					1,566	19,575	19,575	19,575	19,575	01/01/18	
Councilperson	Thomas Diana					1,566	19,575	19,575	19,575	13,000	03/22/15	
Councilperson	Ed Lachterman					1,566	19,575	19,575	19,575	19,575	01/01/16	
Councilperson	Vishnu Patel					1,566	19,575	19,575	19,575	16,208	01/01/10	
TOWN BUILDINGS												
Lead Maintenance Mechanic Repair	Al Pisano	XV	A	5		1,957.5	86,478	84,369	84,369	82,614	04/03/06	1,100
Maintenance Mechanic / Mason	Christopher Moran	XI	A	3		1,957.5	65,038	60,561	57,692	43,235	11/20/17	
Maintenance Mechanic Repair	Daniel Cruz	XI	A	5		1,957.5	70,962	69,231	69,231	67,791	07/01/02	1,600
Maintenance Mechanic Repair	Paul Colarusso	XI	A	5		1,957.5	70,962	69,231	69,231	67,791	03/18/15	
Maintenance Worker Repair	Steven Vitulli	XI	A	5		1,957.5	70,962	69,231	69,231	62,132	07/15/02	1,600
Laborer	Michael Hoy	V	A	5	1,000	1,957.5	55,339	53,989	53,989	52,865	03/11/13	
Laborer	Victor Contreras Bermeo	V	A	3	1,000	1,957.5	50,270	46,613	44,154	43,235	07/01/19	
Senior Clerk	Patricia DeMarsh	VII	A1	5		1,827.0	64,208	62,642	62,642	61,339	09/05/07	1,000
TOWN CLERK												
Town Clerk	Diana L. Quast					1,827	102,680	102,680	98,731	96,677	01/01/90	
Deputy Town Clerk	Maura Weissleder					1,827	82,000	80,000	73,285	70,353	01/18/16	
Intermediate Clerk	Elena Panagi	III	A1	5		1,827	53,372	52,070	52,070	50,986	07/01/02	1,600
Messenger	Kathie Nicholson	III	A1	5		1,827	53,372	52,070	52,070	50,986	06/24/02	1,600
Records Mangement Clerk PT	Thomas Travis	IV	A1	5		887.4	27,423	24,843	26,754	26,197	08/15/05	
Records Mangement Clerk PT		IV	A1	1		887.4	22,176	21,635				
TOWN COURT												
Justice	Gary Raniolo					780.0	33,126	33,126	33,126	32,437.0	01/01/12	
Justice	Salvatore Lagonia					780.0	33,126	33,126	33,126	32,437.0	01/01/10	
Court Clerk	Maria Ricci					1,827	94,244	91,945	86,675	73,605	11/10/08	1,100
Court Clerk	Yolanda Vazquez					1,827	81,732	79,739	75,169	84,871	06/18/12	
Assistanct Court Clerk	Tara Guerrero	VIII	A1	5		1,827	65,765	64,161	61,135	56,932	11/30/15	
Assistanct Court Clerk	Peggiann Thorp	VIII	A1	5		1,827	65,765	64,161	64,161	62,826	02/24/14	
Assistanct Court Clerk	Shane Enea	VIII	A1	5		1,827	65,765	64,161	64,161	62,826	12/02/13	
Court Attendants								42,000	42,000	42,000	09/07/92	

Department	Name	Grade	Sch	Step	Other Pay	Ann Hours	21 Salary	2020 Salary	2019 Salary	2018 Salary	Hire Date	Longevity
WATER												
Distribution Superintendent	Kenneth Rundle					1,827	131,325	125,000	109,912	107,625	04/15/87	1,600
Senior Account Clerk	Maria DeRubeis	XI	A1	4		1,827	76,421	74,557	74,557	73,006	08/27/07	1,100
Intermediate Clerk		III	A1	1			42,177	41,148	41,148	40,292		
Intermediate Typist PT	Grace Tausz					832.0	12,716	12,716	12,716	12,716	01/02/09	
Assistant Distribution Superintendent	Paul Vasillo	XVI	A	4			86,479	84,369	78,959	77,316	6/21/99	1,600
Water Maintenance Foreman		XIV	A	1	22,500	1,957.5	69,108	78,959	78,959	77,316		
Water Meter Maintenance Foreman	Cathleen Romanych	XIV	A	4		1,957.5	77,970	73,176	70,318	77,316	06/02/03	1,300
Assistant Foreman	Joseph Lewis	XIII	A	5	22,500	1,957.5	77,616	75,723	75,723	74,147	05/18/87	1,600
Heavy MEO	Curtis Doerr	XII	A	5		1,957.5	74,648	72,827	72,827	71,312	06/08/83	1,600
Heavy MEO	Adam Cerrato	XII	A	5		1,957.5	74,648	72,827	72,827	71,312	07/30/07	1,100
Auto Mechanic	James Morgan	XIII	A	5	900	1,957.5	77,616	75,723	75,723	74,147	02/17/93	1,600
Water Maintenance Worker I	Jeffrey Dahlke	XII	A	5		1,957.5	74,648	72,827	72,827	71,312	03/06/89	1,600
Water Maintenance Worker I	Douglas Neeson	XII	A	5		1,957.5	74,648	72,827	72,827	68,475	06/13/05	1,300
Water Maintenance Worker I	Carl LaDuca	XII	A	5		1,957.5	74,648	72,827	72,827	68,475	06/02/10	1,000
Water Maintenance Worker II	Jeffrey Baumeister	X	A	5		1,957.5	66,379	64,760	64,760	60,542	06/18/07	1,100
Water Maintenance Worker II	Thomas Lagatella	X	A	5		1,957.5	66,379	61,829	58,957	52,865	03/03/14	
Meter Reader	John VanDeBrook	V	A	5		1,957.5	55,339	53,989	53,989	52,865	10/22/07	1,100
Meter Reader	Mark Bistro	V	A	4		1,957.5	52,785	49,044	46,613	52,865	05/02/07	1,100
Water Service Worker		X	A	5		1,957.5			64,760	63,413		
Water Service Worker	James Waterhouse	X	A	5		1,957.5	66,379	64,760	64,760		12/18/01	1,600
Laborer	Vincent Callicchia	V	A	5		1,957.5	55,339	51,498	51,498	48,024	03/03/16	
Laborer	Giulio Eliseo	V	A	4		1,957.5	52,785	46,613	46,613	43,235	10/23/17	
Laborer		V	A	1		1,957.5				52,865		
Laborer		V	A	5		1,957.5				52,865		

YORKTOWN HEIGHTS FIRE DISTRICT

ANNUAL BUDGET FOR THE YEAR 2021

Town Clerk's Office

NOV 04 2020

PERSONNEL SERVICES	\$ 69,025	
MAINTENANCE AND SERVICES	625,800	
ALLOCATED RESERVES	400,000	
BOND & BOND INTEREST PAYMENT	165,875	
SERVICE AWARDS	30,000	
INSURANCE	<u>173,000</u>	
TOTAL BUDGET		\$ 1,463,730

LESS ANTICIPATED REVENUES & APPROPRIATIONS

(900)

TO BE RAISED BY TAX

\$ 1,462,830

Dated October 10, 2020

Signed, approved and requested by the Yorktown Board of Fire Commissioners

Arthur Orneck - Absent

Louis Mastro

Martin McGannon

Charles Moseman

David Klaus

Yorktown Heights Fire District
2021 Budget

	Budget 2020 <u>Actual</u>	Budget 2021 <u>Proposed</u>			
Ordinary Income/Expense					
Income					
Real Property Taxes	1,440,463.00	1,462,830.00	1.53%	Tax Base Growth Factor 1.0106	1,478,336
Interest	300.00	300.00		(\$1,462,830 x 1.0106)	
Miscellaneous Revenue	600.00	600.00		Allow. Levy Growth Factor 1.0156	1,501,398
Expenditure Reimbursement				(1,501,398 x 1.0156)	
Appropriation Carryover	<u>27,585.00</u>	<u>0.00</u>		Available Carryover from FY 2020	0
Total Income	1,468,948.00	1,463,730.00	-0.36%	Tax Levy Limit	<u>1,501,398</u>
Expense				Under Tax Levy Amount	(38,568)
Fire Protection Contractual					
Annual Inspection	5,000.00	5,000.00			
Apparatus Expense	167,585.00	150,000.00			
Buildings & Grounds	122,065.00	90,000.00			
Certiorari	5,000.00	5,000.00			
Dues	2,000.00	2,000.00			
Election Expense	1,000.00	1,000.00			
Professional Fees	40,000.00	50,000.00			
Medical/Physical Fitness	30,000.00	25,000.00			
Dry Hydrant	10,000.00	10,000.00			
Equipment Expense	82,000.00	92,000.00			
Radio Expense	10,000.00	10,000.00			
Insurance-General	70,000.00	75,000.00			
IT	20,000.00	20,000.00			
Training & Meetings	12,000.00	12,000.00			
Stationery & Postage	2,000.00	2,000.00			
Miscellaneous-Notices	3,000.00	3,000.00			
Recruitment	3,000.00	3,000.00			
Rent	89,400.00	77,800.00			
Uniforms	2,000.00	4,000.00			
Supplies	6,968.00	14,000.00			
Telephone	15,000.00	20,000.00			
Utilities	25,000.00	25,000.00			
Contingency Fund	10,000.00	5,000.00			
Retirement	12,000.00	12,000.00			
Service Awards Expense	30,000.00	30,000.00			
Payroll Expense	53,000.00	53,000.00			
Taxes-Payroll	4,055.00	4,055.00			
Insurance-Workers Comp.	95,000.00	80,000.00			
Insurance-Life	18,000.00	18,000.00			
Bond	150,000.00	150,000.00			
Interest-Bond	18,875.00	15,875.00			

Reserve Funds		
Apparatus Reserve	200,000.00	220,000.00
Communication Reserve	70,000.00	75,000.00
Repair Reserve	35,000.00	45,000.00
Ladder Reserve	50,000.00	60,000.00
Total Reserve Funds	<u>355,000.00</u>	<u>400,000.00</u>
Total Expense	<u>1,468,948.00</u>	<u>1,463,730.00</u>
Net Income	<u>0.00</u>	<u>0.00</u>

2021 ADOPTED BUDGET

Town Clerk's Office

LAKE MOHEGAN FIRE DISTRICT

Town of Yorktown

Town of Cortlandt

County of Westchester

OCT 29 2020

Diana L. Quast, Town Clerk
Town of Yorktown, New York

FILE WITH TOWN BUDGET OFFICER

This Budget was approved on October 20, 2020 by the Board of Fire Commissioners

CHRISTOPHER GRAVIUS

Commissioner

SUSAN SEE

Commissioner

MARK BAUMBLATT

Commissioner

JOSEPH STEWART

Commissioner

WILLIAM HECKER

Commissioner

(It is not necessary for the Commissioners to sign this budget, if the Fire District Secretary completes the following certificate).

This is to certify that the Final Budget was approved by the Board of Fire Commissioners on October 20, 2020

seal


Fire District Secretary

LAKE MOHEGAN FIRE DISTRICT
2021 BUDGET SUMMARY

TOTAL APPROPRIATIONS		\$8,238,130.00
LESS;		
ESTIMATED REVENUE		\$48,185.00
ESTIMATED APPROPRIATED UNRESERVED FUND BALANCE		_____
AMOUNT TO BE RAISED BY REAL PROPERTY TAXES		\$8,189,945.00

TAX APPORTIONMENT
(to be used when fire district is in more than one town)

	ASSESSED VALUATION (AV)	EQUILIZATION RATE (ER)	FULL VALUATION (AV/ER)	TOTAL FULL VALUATION PERCENTAGE (1)/(2)	APPORTIONED TAX= (3) X REAL PROPERTY TAX TO BE RAISED
TOWN	\$ 52,639,099	2.24%	\$ 2,349,959,777 (1)	43% (3)	\$3,550,717.49
CORTLANDT	\$ 47,897,691	1.56%	\$ 3,070,364,808 (1)	57% (3)	\$4,639,227.51
TOTAL	\$ 100,536,790		\$ 5,420,324,584 (2)	100%	\$8,189,945.00

*Must agree with Budget Summary "Amount to be Raised by Real Property Taxes".

<u>TOWN</u>		APPORTIONED TAX
YORKTOWN		\$3,550,717.49
CORTLANDT		\$4,639,227.51
TOTAL APPORTIONED		\$8,189,945.00

I certify that the estimates were approved by the
fire commissioners on 10/20/2020
(Date)


Nancy Behun
Fire District Secretary

2020 APPROPRIATIONS

	ACTUAL EXPENDITURES 2019	BUDGET AS MODIFIED 2020	PRELIMINARY ESTIMATES 2021	ADOPTED BUDGET 2021
SALARY-TREASURER	\$39,000	\$56,000	\$56,000	\$56,000
SALARY - OTHER	\$3,690,121	\$4,176,068	\$4,071,292	\$4,071,292
OTHER PERSONNEL SERVICES				
A3410.1 TOTAL PERSONNEL SERVICES	\$3,729,121	\$4,232,068	\$4,127,292	\$4,127,292
A3410.2 EQUIPMENT	\$310,672	\$321,875	\$345,251	\$345,251
A3410.4 CONTRACTUAL EXPENDITURES	\$781,872	\$897,914	\$728,449	\$728,449
A1930.4 JUDGEMENTS & CLAIMS	\$29,233	\$80,000	\$80,000	\$80,000
A1989.0 APPROPRIATIONS TO GENERAL FUND		\$207,634	\$91,000	\$91,000
A9010.8 STATE RETIREMENT FUND	\$791,734	\$800,000	\$820,000	\$820,000
A9025.8 LOCAL PENSION FUND	\$200,000	\$200,000	\$200,000	\$200,000
A9030.8 SOCIAL SECURITY	\$274,892	\$320,153	\$323,388	\$323,388
A9040.8 WORKER'S COMPENSATION	\$216,407	\$260,000	\$260,000	\$260,000
A9060.8 HOSPITAL, MEDICAL & ACCIDENT INSURANCE	\$1,038,799	\$1,044,150	\$1,035,750	\$1,035,750
A9085.8 SUPP. BENEFIT PAYMENTS TO DISABLED FIREFIGHTERS(207A)	\$269,370	\$220,000	\$205,000	\$205,000
A9710.6 REDEMPTION OF BONDS				
A9710.7 INTEREST ON BONDS				
A9760.7 INTEREST ON NOTES	\$19,696	\$22,000	\$22,000	\$22,000
A9901.9 TRANSFER TO OTHER FUNDS				
TOTALS	\$7,661,796	\$8,605,794	\$8,238,130	\$8,238,130

ESTIMATED REVENUES

	ACTUAL REVENUES 2019	BUDGET AS MODIFIED 2020	PRELIMINARY ESTIMATES 2021	ADOPTED BUDGET 2021
A2262 FIRE PROTECTION & OTHER SERVICES				
A2401 INTEREST & EARNINGS	\$7,716	\$7,000	\$4,000	\$4,000
A2410 RENTALS				
A2411 VERIZON CELL TOWER LEASE WITH AT&T PAYMENTS	\$31,213	\$34,158	\$34,585	\$34,585
A2660 SALES OF ASSETS	\$36,530	\$805		
A2701 REFUNDS OF EXPENDITURES	\$6,688	\$4,500	\$5,000	\$5,000
A2705 GIFTS & DONATIONS				
A2770 MISCELLANEOUS	\$2,309	\$100	\$100	\$100
A3389 STATE AID, OTHER PUBLIC SAFETY (CME RECERTIFICATIONS)	\$1,700	\$2,400	\$4,500	\$4,500
A4389 FEDERAL AID, OTHER PUBLIC SAFETY (specify) FEMA				
A9050.8 UNEMPLOYMENT INSURANCE				
A9060.8 HOSPITAL, MEDICAL & ACCIDENT INSURANCE	\$109,847	\$75,697		
A5031 INTERFUND TRANSFERS		\$47,068		
TOTALS	\$196,003	\$171,728	\$48,185	\$48,185