


# Town of Yorktown, NY


## 2017 Adopted Budget



December 20, 2016

Town Supervisor  
Town Board  
Comptroller

~ Michael Grace  
~ Gregory Bernard, Thomas Diana, Ed Lachterman, Vishnu Patel  
~ Patricia Caporale



The Town of Yorktown is more than a place to live; it is a way of life. A vital location in the War for Independence; it is a township that took its name from the battle that decisively cemented our dominance over the British troops. Yorktown was first settled in 1683 as part of Van Cortlandt Manor, and was incorporated in 1788 as our nation was forming the principles of democracy we live by today. There is no doubt; each of us is a part of the history and responsible for upholding the legacy. These freedoms shall be preserved and each citizen should experience the treasures of nature, history, individual respect, neighborhood and learning. As resources and energy allow, each of these gifts from the past will be enriched in the present for those yet to come.

We, as a Town in the State of New York, shall do our best to strive for  
Progress with Preservation.

# Table of Contents

	page
Departmental Descriptions	
Budget Procedure	1
Town Demographics	2
Exemption Impact Report	3
Budget Summary	5
Budgeted Revenues by Category (graph)	6
Budgeted Expenditures by Category (graph)	7
Budgeted Appropriations by Fund (graph)	8
Expenditure Comparison Prior v Current (graph)	9
Major Changes to Expenditures	10
Change in Tax Rate (graph)	11
Current v Prior Year Budget	12
Tax Rate Summary	13
Tax Implications	14
Assessed Valuation (graph)	15
Fund Balance by Category	16
Four Year Model	17
Yorktown Central School District Tax Illustration (pie chart)	18
Lakeland Central School District Tax Illustration (pie chart)	19
<b>General Fund</b>	
Revenue	20
Expenditures:	Appropriation Code
Legislative Board	A.1010 24
Justice Court	A.1110 24
Office of the Supervisor	A.1220 25
Comptroller's Office	A.1315 26
Auditor	A.1320 27
Receiver of Taxes	A.1330 27
Purchasing	A.1345 28

General Fund continued	Appropriation Code	page
Town Assessor	A.1355	28
Town Clerk	A.1410	29
Legal	A.1420	30
Engineering	A.1440	31
Elections	A.1450	32
Town Hall	A.1620	33
Yorktown Community & Cultural Center	A.1625	33
Building Maintenance	A.1630	34
Public Safety	A.1640	35
Central Services	A.1670	36
Insurance	A.1910	36
Municipal Association Dues	A.1920	36
Taxes on Town Property	A.1950	36
Refund of Real Property Taxes	A.1964	36
Contingency	A.1990	37
Police Department	A.3120	37
Jail	A.3150	39
Traffic Control	A.3310	39
Building Department	A.3620	40
Civil Defense	A.3640	40
Health Service	A.4562	41
Highway Administration	A.5010	41
Street Lighting	A.5182	42
Veteran's Services	A.6510	42
Senior Citizen Nutrition Center	A.6772	42
Recreation Administration	A.7020	43
Theater	A.7030	44
Parks	A.7110	44
Norwest	A.7145	46
Beach / Pool	A.7180	46
Aquatics	A.7190	46
Central Garage	A.7215	47
Family & Special Events	A.7270	48
Camp Programs	A.7310	48
Youth Programs	A.7320	49

<b>General Fund continued</b>	<b>Appropriation Code</b>	<b>page</b>
Museum	A.7450	49
Adult Programs	A.7610	50
Senior Programs	A.7620	50
Zoning	A.8010	50
Planning Department	A.8020	50
Section 8 Housing	A.8030	52
Conservation Board	A.8090	52
Employee Benefits	A.9000	52
Debt Service	A.9700	53
Serial Bonds	A.9710	53
Bond Anticipation Notes	A.9730	53
Transfers	A.9901	53
Transfers	A.9950	54
<b>Highway</b>	<b>Fund</b>	
Highway Fund Revenues	D	55
Highway Fund Expenditures	D	57
<b>Library</b>		
Library Fund Revenues	L	61
Library Fund Expenditures	L	62
<b>Water</b>		
Water District Revenues	SW	65
Water District Expenditures	SW	66
Kitchawan Water District Revenues	SW2	71
Kitchawan Water District Expenditures	SW2	72
<b>Refuse</b>		
Refuse District Revenues	SR	73
Refuse District Expenditures	SR	74

<b>Sewer</b>	Fund	page
Mohegan East Sewer District Revenue	GB	77
Mohegan East Sewer District Expenditures	GB	78
Mohegan West Sewer District Revenue	GC	79
Mohegan West Sewer District Expenditures	GC	80
Hunterbrook Sewer District Revenue	GD	81
Hunterbrook Sewer District Expenditures	GD	82
Bonnie & Jill Sewer District Revenue	GE	83
Bonnie & Jill Sewer District Expenditures	GE	84
Oakside Sewer District Revenue	GF	85
Oakside Sewer District Expenditures	GF	86
Overlook Sewer District Revenue	GG	87
Overlook Sewer District Expenditures	GG	88
Suncrest Sewer District Revenue	GH	89
Suncrest Sewer District Expenditures	GH	90
Gomer Street Sewer District Revenue	GI	91
Gomer Street Sewer District Expenditures	GI	92
Hunterbrook / 202 Extension Sewer District Revenue	GJ	93
Hunterbrook / 202 Extension Sewer District Expenditures	GJ	94
Osceola Sewer District Revenue	OS	95
Osceola Sewer District Expenditures	OS	96
Yorktown Sewer District Revenue	YS	97
Yorktown Sewer District Expenditures	YS	98
<b>Debt</b>		
Schedule of Serial Bond Indebtedness		103
Debt Schedule Spreadsheet		104
Schedule of Bond Anticipation Notes Indebtedness		105
<b>Special</b>		
<b>Capital Projects</b>		106
Capital Budget by Department		107
<b>Open Space</b>		
Open Space Revenue	C	112
Open Space Expenditures	C	113

	Fund	page
<b>Emergency Medical Services</b>		114
Emergency Medical Services Revenue	SM	115
Emergency Medical Services Expenditures	SM	116
<b>Park and Improvement Districts</b>		117
Amazon Park District Revenue	AP	118
Amazon Park District Expenditures	AP	119
Bethel Acres Park District Revenue	BA	120
Bethel Acres Park District Expenditures	BA	121
Mohegan Lake Improvement Park District Revenue	ID	122
Mohegan Lake Improvement Park District Expenditures	ID	123
Mohegan Beach Park District Revenue	MB	125
Mohegan Beach Park District Expenditures	MB	126
Mohegan Highlands Park District Revenue	MH	127
Mohegan Highlands Park District Expenditures	MH	128
Shrub Oak Community Park District Revenue	SC	129
Shrub Oak Community Park District Expenditures	SC	130
Shrub Oak Lake Park District Revenue	SL	131
Shrub Oak Lake Park District Expenditures	SL	132
<b>Employee Salaries</b>		
Employee Salary Information		133
Full Time Positions Budgeted		134
Salary Listing		135
<b>Fire District Budgets</b>		
Yorktown Heights Fire District		144
Lake Mohegan Fire District		147

# THE TOWN OF YORKTOWN

The Town of Yorktown is comprised of five business centers and many residential hamlets throughout its 40 square miles. Town government consists of 23 different departments employing 241 full time employees.

**Assessor:** The duty of the town Assessor is to provide fair and equitable valuations for all real property to insure a proper distribution of taxes throughout the Town. The assessed valuation determines what the proportional share of taxes will be for each parcel within the Town for school districts, Town, County and special districts. This office conducts inspections of parcels which have received building permits and/or inventory changes resulting in adjustments in the assessed valuation to achieve and maintain equity. The Assessor is also responsible for maintaining current ownership records for each parcel of real property and serves as the administrator of all tax exemptions (STAR, senior citizen 467, Veteran, Clergy, agricultural) which are authorized by the State of New York and wholly exempt parcels owned and occupied by non-profit organizations which qualify by reason of religious, charitable or educational use. In all cases, applications for these exemptions must be filed no later than May 1<sup>st</sup>.

**Building Department:** The Building Department administers and enforces the New York State Uniform Fire Prevention and Building Code, New York State Energy Conservation, Construction Code and many local laws, including the zoning ordinance, alarm regulations, dumping and property maintenance laws. The Department issues building permits and certificates of occupancy and processes applications for the Zoning Board of Appeals. The fire inspector is responsible for inspecting commercial, industrial and residential structures to assure compliance with all New York State fire prevention laws.

**Building Maintenance:** The employees in the Building Maintenance department are responsible for the performance of routine & daily upkeep & cleaning of Town Hall and the Yorktown Community & Cultural Center buildings and grounds. These buildings house the majority of Town departments. The Yorktown Community & Cultural Center is also the home of the Senior Center, Museum, Theater, two nursery schools and a variety of other tenants. In addition, these employees undertake additional renovation projects such as painting, refurbishing, flooring installation, office relocation, etc. They also assist other Town departments during special events.

**Central Garage:** The employees of Central Garage are responsible for the safe performance of all town vehicles. The staff completes diesel emission inspections for Town trucks, installs equipment on all new police vehicles and oversees the computerized fuel system that services most town vehicles and trucks. The department collects used motor oil from town residents to reuse as fuel to heat its garage.





**Engineering Department:** The Engineering Department reviews all development applications and makes recommendations to the appropriate approval authority; issues wetlands, erosion and sediment control, tree and storm water permits according to thresholds set in Town laws; and makes recommendations to the Building Inspector prior to the granting of Certificates of Occupancy. It prepares engineering plans and bid specifications for many Town public works projects, supervises the construction of public works projects and inspects public improvements constructed as part of approved site plans, subdivision and parking plans. It coordinates the creation of new sewer districts and oversees the construction of new sewer lines, and the operation of the Yorktown Heights Sewage Treatment Plant as well as sewer lines and pump stations located throughout Town. The Town's GIS information system is also maintained by this department. Through its Environmental Code Inspector, the Department also enforces all Town environmental codes.

**Finance Department:** The Finance Department is responsible for reviewing, approving, recording and monitoring all Town financial transactions and safeguarding all Town assets (cash, property and buildings) and investing the Town's cash reserves. Financial transactions include accounts payable (requisitions, purchase orders as well as the issuance and reconciliation of checks) and accounts receivable (recording of all deposits and proof of bank reconciliations). This department processes bi-weekly payrolls, administers employee benefit programs (medical/dental/vision insurances, flex accounts) for all full and part time employees, interacts with the NYS Retirement system on behalf of all employees and manages the Town's self-insured Workers Compensation program. The staff works with all departments to insure adherence to approved budgetary expenditure amounts. The Comptroller is responsible for the Town's computer network, annual internal audit and filing of the annual update document with the NYS Comptroller's office. The Comptroller also works in conjunction with the Supervisor to prepare the Town's budget.

**Highway Department:** The Highway Department is accountable for maintaining approximately 200 miles of roads and bridges located within the Town in a safe and passable manner. Maintenance includes paving, sweeping, striping, repairing damage and installation of new regulatory road and street name signs. The Department is also responsible for repairing and replacing drainage structures throughout the town; insuring all catch basins and other drainage facilities along Town roads are free of debris; removing snow and ice on all town roads, sidewalks and town parking lots; maintaining, cutting or trimming of trees along the Town's roads; and managing the Town's Organic Waste Facility. Additionally, the Department is responsible for issuing driveway and street opening permits, the maintenance of all highway trucks and equipment, mowing Town right of ways along all roads, installing and repairing guide/guard rails and responding to all Police Emergencies when requested by the Chief of Police or any police officer.

**Legal Department:** The principal function of the Town Attorney is to advise the Town Board, Department Heads and other officers of the town with regard to the functions and legal issues relating to the duties of their respective offices. The Department assists with the development of and drafts proposed legislation, rules, regulations and policies for Town programs and operations; negotiates, drafts and reviews agreements, contracts, bid documents, deeds, easements, and other legal instruments for Town transactions; defends, supervises and coordinates the defense of actions and proceedings against the Town, its officers, boards and commissions in any action brought against it or them in their official capacities; pursues the



collection of delinquent real property taxes through In Rem foreclosure proceedings; prosecutes criminal and civil actions arising out of violations of Town ordinances and coordinates with Town's insurance carriers and their attorneys in defense of the Town against tort claims.

**Library:** The John C Hart Library offers a variety of media to patrons of all ages. From books to periodicals, dvd's, cd's, reference, audio and e-books, and video games to movies the Library offers the community a variety of enrichment opportunities. Programs include book clubs, teacher in the Library, theater events, arts and crafts and seasonal classes, concert series and a senior benefits info center. The Library partners with the Westchester Children's Museum to provide an array of opportunities to younger patrons while also providing a program for homebound residents who are unable to get to the Library. The Friends of the Library also fund and sponsor other educational and cultural programs.

**Refuse & Recycling:** The employees of this department are responsible for all scheduled and special bulk trash pickups, as well as the seasonal leaf and Christmas tree pickups. The Department also oversees the household garbage and recycling collections for residential properties that are contracted out (Commercial properties are responsible for contracting for their own garbage collection and recycling). The Department provides a green recycle container to each household, sells biodegradable paper leaf bags, maintains a drop off for rechargeable batteries and oversees both the "Adopt a Road" program and annual volunteer "Battle of Yorktown" initiative that removes litter and debris from the Town's roadsides

**Parks and Recreation Department:** The recreation side of the Parks and Recreation Department provides diversified programs for all age groups, from tots to senior citizens. Each summer a variety of summer day camps for children age 4 to 14 including half day, full day and travel / adventure are organized. Seniors can participate in exercise programs, painting classes or an assortment of clubs while adults can be enticed with workouts, art classes or sports. The Recreation Department works with community groups such as the Lions Club to co-sponsor events such as the free summer concerts, Halloween Parade, Easter Egg Hunt, free outdoor movies and the ever growing Holiday Electric Lights Parade. This Department works in conjunction with local athletic clubs as well as Nor-West Special Services, a non-profit group for persons with special needs to provide recreational programming for all. The parks side of the department is responsible for the maintenance of 33 parks and recreational facilities located throughout Town, including two pool complexes, a public beach, a skateboard park, tennis courts, playgrounds and an extensive trail system that provides both active and passive recreational opportunities for Town residents.

**Planning Department:** The Planning Department provides professional services to the Town Board, Planning Board, Zoning Board of Appeals, Conservation Board and the Advisory Board of Architecture and Community Appearance. The staff is responsible for long range planning studies, special projects such as the Comprehensive Plan, the Community Development Block Grant (CDBG) program and the review of current site plans, parking plans and subdivision applications. The Department also reviews applications for wetland, tree, stormwater and erosion and sediment control permits that are part of site plan or subdivision applications, oversees compliance with the New York State Environmental Quality Review Act (SEQRA) and applies for grants for various Town programs.



**Police Department:** The Police Department's services fall into three distinct categories: law enforcement including investigating criminal activity, arresting offenders and recovering property; emergency services including responding to traffic accidents, providing first aid to the sick and injured and dispatching emergency services; and non-emergency services including the DARE program, School Resource Officer Program, Public Safety Officer, Animal Control, fingerprinting services for pistol permits, licenses and travel documents. A voluntary Auxiliary Police organization works closely with the Department providing additional patrols and assists with traffic and crowd control during parades, fairs and special events as well as accident scenes and severe weather emergencies.

**Section 8:** The Section 8 Rental Assistance Program provides rent subsidies to eligible elderly, disabled and low income individuals and families wishing to reside in Yorktown. Funded by the U.S. Department of Housing and Urban Development, the subsidy is based on the family's size and composition, income and assets. The Program maintains a waiting list of eligible individuals and families.

**Senior Citizen Nutrition Center:** Located in the Yorktown Community and Cultural Center (YCCC) the Nutrition Center provides senior citizens with a place to gather and have a nourishing lunch-time meal at a reasonable cost. The staff of this department also delivers meals to home bound seniors. Additionally, the Center also provides transportation for seniors to the YCCC, as well as for medical visits within Yorktown and for grocery shopping. The Center also organizes a variety of wellness and entertainment programs for seniors.

**Sewer Department:** The Sewer Department, under the direction of the Town Engineer, operates and maintains the Yorktown Heights Water Pollution Control Facility that treats up to 2.5 million gallons of sewage per day on a monthly average basis. It also operates and maintains 14 pump stations and approximately 80 miles of sewer lines leading to either the Yorktown treatment plant or the regional sewage treatment plant in Peekskill. The Yorktown Heights plant is regulated by both the New York State Department of Environmental Conservation (DEC) and the New York City Department of Environmental Protection (DEP).

**Supervisor:** The Town Supervisor is the chief executive officer and chief fiscal officer for the Town of Yorktown. As chief fiscal officer, the Supervisor is responsible for presenting a tentative budget and managing the Town's fiscal affairs. The Supervisor oversees the daily administration of all Town departments and represents the Town in regional matters by working closely with elected officials at all levels of government. The Supervisor is also a member of the Town Board and in that capacity presides over Town Board meetings and votes on all matters before the Board.

**Tax Office:** Under the direction of the Receiver of Taxes, the Tax Department is responsible for compiling, printing, collating and mailing tax bills for all parcels located within the Town of Yorktown. The Department collects all taxes levied by the Town, including special district taxes such as fire, lighting, parks, sewer and water, as well as county and school taxes for that part of the Town within the Yorktown, Lakeland, Croton and Ossining school districts. It also collects payments of all water bills.



**Town Board:** The Town Board is the Town's legislative body and as such is responsible for enacting new local laws and ordinances, adopting new policies, setting short and long term goals for the Town, and hiring and dismissal of all Town employees. The Town Board also approves the Town's annual budget and sets the tax rate for the Town and all special districts.

**Town Clerk:** The Town Clerk's office serves as the hub of the community by providing the public with information in person, by phone, mail or online. Many of the Town Clerk's responsibilities are mandated by the state and local law. In addition to serving as the Town's Registrar of Vital Statistics, the Town Clerk is also the Town's Records Management Officer and is responsible for maintaining all records, books and papers of the Town. The Town Clerk attends all meetings of the Town Board and is responsible for taking minutes of the meeting and recording all actions taken by the Town Board. The Town Clerk's office also issues various licenses and permits, recruits election inspectors and in coordination with the Westchester County Board of Elections, oversees the operation of both primary and general elections within the Town.

**Town Court:** Two Town Justices preside over criminal, civil, traffic tickets and landlord/tenant cases, as well as violations of Town Code. Support staff is available to assist people paying fines, initiate both civil and small claims, provide transcripts of judgments and answer questions regarding court procedures. The Court participates in a voluntary mediation program that seeks to resolve disagreements between individuals without going before a judge.


**Water Department:** The Water Department maintains a distribution system that brings safe drinking water to approximately 10,000 households and businesses in the Town of Yorktown and portions of Somers, Cortlandt and Putnam Valley. The Department conducts regular tests of water quality, installs and reads meters, installs new water mains and hydrants, repairs water main breaks and conducts semi-annual hydrant flushing. The Department also issues an Annual Report describing the quality of the system's drinking water and its compliance with state and federal water quality standards.

**Yorktown Community and Cultural Center:** The YCCC is the home of the Senior Nutrition Center, the Town's Planning Department and Museum. It is also used by the Town's Parks and Recreation Department and a variety of community organizations, including several senior citizen clubs, to provide a wide range of cultural, social, recreational and entertainment programs. The Town also leases space in the building to private entities, including the Yorktown Stage.



## BUDGET PROCEDURE

- What is a budget? A budget is an orderly financial plan for the operation of government. The plan sets forth the proposed appropriations necessary to carry out activities for a year and the proposed means of financing. The budget is an estimate of planned expenditures and financing sources.
- The Supervisor of the Town of Yorktown, as Chief Executive and Chief Fiscal Officer, under New York State Town Law section 106, prepares a *Tentative Budget*, under the modified accrual basis, which is submitted to the Town Board and public for its review and comment by October 30 of each fiscal year. In creating the tentative budget the Supervisor will have requested and received from each department of the Town government estimates of the costs and revenues associated with its operations by October 20.
- The Town Board met with various department heads on November 9<sup>th</sup> & 10<sup>th</sup>, 2016 to discuss the tentative budget. The Board adopted a Preliminary budget on November 15, 2016 for general public comment at a public hearing.
- The Public Hearing on the Preliminary Budget was held on December 13, 2016.
- Based on public comment, the Town Board determined what, if any, revisions were appropriate and voted to adopt the final budget on December 20, 2016.
- The budget must be recorded in the minutes of the Town Board. The budget takes effect on January 1, 2017, and constitutes the annual budget of the Town for the next fiscal year.
- The Town Board, during the fiscal year, may, by resolution, make additional appropriations or increase existing appropriations and provide appropriate financing. The Town Board also may, by resolution, authorize the transfer of moneys, contingent appropriations and unexpended balances.



# YORKTOWN MUNICIPAL PROFILES IN WESTCHESTER COUNTY, NEW YORK

American Community Survey, 2005-2009

## POPULATION DATA

Total Population: 37,538

**Area and density:**  
 Square miles: 18.4  
 Persons per square mile\*: 2,040.1

**Population by race and Hispanic origin**

White:	32,881	87.6%
Black:	981	2.6%
American Indian:	35	0.1%
Asian and Pacific Islander:	2,001	5.3%
Other:	1,297	3.5%
Two or more races:	343	0.9%
Hispanic (may be of any race):	3,139	8.4%

**Age**

Under 5:	1,869	5.0%
5-17:	7,729	20.6%
18-34:	5,234	13.9%
35-64:	17,624	46.9%
65-84:	4,227	11.3%
85 and over:	855	2.3%

**Place of birth and citizenship**

**Native:** 32,750 87.2%  
 Born in New York State: 29,526 78.7%  
 Born in Different State: 2,770 7.4%  
 US Citizen Not Born in US: 454 1.2%

**Foreign Born** 4,788 12.8%  
 Naturalized Citizen 3,091 8.2%  
 Not a Citizen 1,697 4.5%

**Top countries of origin**

Italian	10,424
Irish	5,704
German	2,451
Russian	1,527
Polish	1,455

**Ability to speak English**

Spanish Speaking:	1,772	% of language group
Other Indo-European:	3,398	English well
Asian Speaking:	1,176	107

## HOUSEHOLD DATA

Total Households: 13,128  
 Average household size: 2.85

Family Households (families): 10,225  
 Families with own children under 18: 9,271  
 Married-couple families: 8,762  
 Married-couples with children under 18: 4,289  
 Female-headed households: 1,156  
 Children in Female-headed households: 1,233  
 Non-family households: 3,354  
 Householder living alone: 2,592  
 Householder 65+ living alone: 1,311

Children under 18 living in single-parent households: 1,283

## HOUSING DATA

Total housing units: 13,494

**Housing occupancy and tenure**

Occupied housing units:	13,128	97.3%
Vacant units:	366	2.7%
Owner-occupied:	11,233	85.6%
Renter-occupied:	1,895	14.4%

**Housing units in structure**

Single-family:	10,866
2 to 9 units:	1,925
10 to 19 units:	354
20 to 49 units:	57
50 or more units:	254
Mobile home / other:	0

**Year housing built**

Median Year Built:	1965
2000 or later:	708
1990 to 2000:	1,171
1980 to 1989:	2,235
1970 to 1979:	1,628
1960 to 1969:	2,663
1950 to 1959:	3,053
1949 or earlier:	1,965

**Monthly renter costs**

Average rent: \$1,018

**Housing Units by Range in Rent**

Total specified renter units:	1,895	100.0%
<\$500:	317	16.7%
\$500—800:	246	13.0%
\$800—1,249:	513	27.1%
\$1,250—2,000:	552	29.1%
\$2,000 or more:	216	11.4%
No cash rent:	51	2.7%

**Cost-burdened households**

Total specified household: 10,401  
 Cost-Burdened Renters: 834  
 Cost-Burdened Owners w/ mortgage: 3,692

**Overcrowded housing units**

Total occupied housing units: 13,128 100.0%

Persons per room

1 or less:	13,021	99.2%
1 to 1 1/2:	102	0.8%
1 1/2 to 2:	0	0.0%
2 or more:	5	0.0%

## EDUCATION DATA

**Educational attainment**

Total persons 25 and over:

No HS Diploma:	25,166	100.0%
High School Graduate:	1,411	5.6%
Some College:	5,992	23.8%
Associate's:	4,450	17.7%
Bachelor's:	1,385	5.5%
Graduate Degree or Higher:	5,980	23.8%
Graduate Degree or Higher:	5,938	23.6%

**School enrollment**

Total persons 3 and over enrolled in school:

Preschool / Kindergarten:	10,659
Elementary:	1,128
High School:	4,785
College:	2,541
Graduate or Professional School:	1,624
	581

## EMPLOYMENT DATA

**Employment**

Total civilian labor force: 20,141

**Occupation of residents**

Total employed residents:	19,037	100.0%
Management:	9,406	49.4%
Services:	2,160	11.3%
Sales and office:	5,185	27.2%
Construction:	1,497	7.9%
Production and transport:	780	4.1%
Farming:	9	0.0%

**Residents commuting to work**

Average travel time to work: 32 minutes

Total commuters 16 and over: 17,521 94.2%

Drove to work alone:	14,405	82.2%
Carpooled:	1,822	9.3%
Public transportation:	1,053	6.0%
Other means:	441	2.5%
Worked at home:	1,075	5.8%

## INCOME DATA

**Household income**

Per capita: \$45,378  
 Average household: \$105,386  
 Average family: \$129,224

**Households by Income Range**

Total households:	13,128
Less than \$15,000:	634
\$15,000 to \$29,999:	844
\$30,000 to \$44,999:	1,082
\$45,000 to \$59,999:	1,010
\$60,000 to \$74,999:	862
\$75,000 to \$99,999:	1,689
\$100,000 to \$149,999:	3,077
\$150,000 or more:	3,930

**Poverty status**

Total poverty universe\*\*: 37,411 100.0%  
 Total persons in poverty: 701 1.9%



Prepared by:  
 Westchester County Department of Planning  
 148 Marine Avenue  
 White Plains, New York 10601  
 (914) 935-4400

Sources:  
 U.S. Census Bureau American Community Survey (ACS) 2005-2009. Note that this data is based on a sample, and contains a margin of error which can be obtained through the Census Bureau's American FactFinder website. For information on the difference between the ACS and the Decennial Census, see:  
<http://planning.westchestergov.com/census-and-statistics>

\*Square mileage represents land area and inland water bodies, but does not include Hudson River or Long Island Sound areas and their inlets within a municipality.

\*\*The Total Poverty Universe number differs from the Total Population number because not all people included in the American Community Survey sample reported on their income. For more information visit the American FactFinder on the U.S. Census Bureau website.

## Exemption Impact Report

Assessment Year: 2016

County: Westchester  
SWIS Code: 555400

Town Value Report

Municipality: Yorktown  
Total Assessed Val: 152,277,358  
Uniform Percentage: 2.46

Equalized Total Assessed Value = 6,190,136,504

Exempt Code	Description	Statutory Authority	# of Exempts	Total Equalized Value of EX	% of Value Exempted
10100	SPECIAL DISTRICT	RPTL 410	8	1,963,414	0.03
12100	ST OWNED	RPTL 404(1)	51	129,819,512	2.10
13100	CNTY OWNED	RPTL 406(1)	18	36,670,731	0.59
13360	NYC AQUEDUCT	RPTL 406(4)	44	66,168,292	1.07
13500	TOWN OWNED	RPTL 406(1)	345	105,248,577	1.70
13800	SCHL OWNED	RPTL 408	16	349,884,146	5.65
13850	BOCES	RPTL 408	14	10,997,967	0.18
13870	SP/DST OWN	RPTL 410	4	237,804	0.00
14110	POST OFFIC	State L 54	1	2,914,634	0.05
14200	FOREIGN GO	RPTL 418	9	3,609,756	0.06
21600	CLERGY-RES	RPTL 462	3	1,402,439	0.02
25110	RELIGIOUS	RPTL 420-a	40	50,124,390	0.81
25120	EDUCATIONL	RPTL 420-a	37	34,950,203	0.56
25130	CHARITABLE	RPTL 420-a	4	2,038,617	0.03
25230	MENTAL IMP	RPTL 420-a	6	2,845,528	0.05
25300	OTH NONPRF	RPTL 420-b	11	12,611,788	0.20
26050	AGR. SOCIETY	RPTL 450	2	1,241,869	0.02
26100	VETS ORG.	RPTL 452	1	327,235	0.01
26400	INC VOL FR	RPTL 464(2)	13	13,103,658	0.21
27350	CEMETERY	RPTL 446	3	609,756	0.01
28120	DISABLED RESIDENCE	RPTL 422	4	2,329,268	0.04
28520	NURSING HOME	RPTL 422	5	18,745,934	0.30
28540	MENTAL/DISABLE	RPTL 422	6	3,581,300	0.06
29350	LIBRARY	RPTL 438	2	7,768,292	0.13
33551	TOWN IN REM	RPTL 406(5)	13	538,617	0.01
41101	VETERANS	RPTL 458	188	28,808,048	0.47
41121	WAR VET CT	RPTL 458-a	692	30,076,544	0.49
41131	COMBAT VET CT	RPTL 458-a	396	28,012,154	0.45
41141	DISABLED VET CT	RPTL 458-a	114	9,663,902	0.16
41161	COLD WAR VET	RPTL 458-b	83	3,795,731	0.06
41171	DIS. COLD WAR VET	RPTL 458-b	6	183,008	0.00
41400	CLERGY	RPTL 460	5	304,878	0.00
41681	C/T VOL FIRE & AMB	RPTL 466-c, d, e, g	45	1,621,178	0.03
41720	AG-COUNTY	Ag-Mkts L 305	20	5,494,918	0.09
41730	AGR-INDAPP	Ag-Mkts L 306	1	190,487	0.00
41800	AGED-ALL C/T/S	RPTL 467	119	12,438,943	0.20
41801	AGED-CITY/TOWN	RPTL 467	231	16,022,601	0.26
41930	DSBL-INCOM C/T/S	RPTL 459-c	8	701,544	0.01
41931	DSBL-INCOM C/T	RPTL 459-c	4	371,869	0.01
42100	AG BUILDING	RPTL 483-a	2	302,845	0.00
47460	FORESTED LAND	RPTL 480-a	3	392,642	0.01
48510	LIMITED PROFIT	PHFL 33(1)(a)	1	2,632,113	0.04
<b>Total Exemptions (No System EX's)</b>			<b>2,578</b>	<b>1,000,747,132</b>	<b>16.17</b>

### Exemption Impact Report

Assessment Year: 2016

County: Westchester  
 SWIS Code: 555400

Town Value Report

Municipality: Yorktown  
 Total Assessed Val: 152,277,358  
 Uniform Percentage: 2.46

Equalized Total Assessed Value = 6,190,136,504

Exempt Code	Description	Statutory Authority	# of Exempts	Total Equalized Value of EX	% of Value Exempted
Total Exemptions (with System EX's)			2,578	1,000,747,132	16.17

Values have been equalized using the Uniform Percentage of Value.  
 The Exempt amounts do not take in to consideration payments in lieu of taxes or other payments for municipal services.

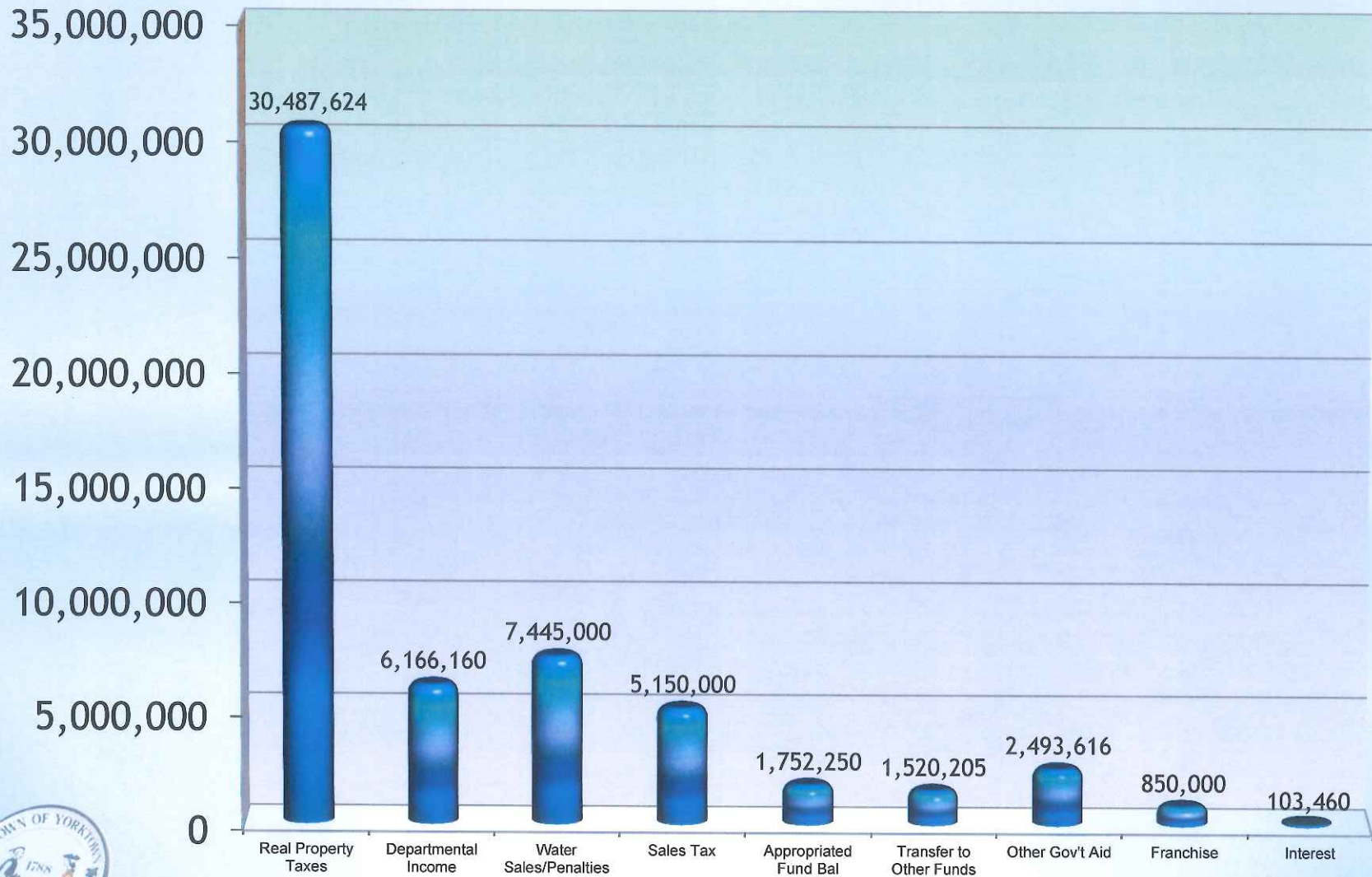
Amount, if any, attributable to payments in lieu of taxes: \_\_\_\_\_



2017 Adopted Budget Summary								
Fund	Code	2017 Appropriations	2017 Revenue	Appropriated Fund Balance	2017 Tax Levy	2017 Tax Rate	2016 Tax Rate	% Change
General	A	28,180,470	13,818,470	925,000	13,437,000			
Highway	D	5,536,625	493,250		5,043,375			
Library	L	2,434,105	445,000	50,000	1,939,105			
Subtotal		36,151,200	14,756,720	975,000	20,419,480	160.66	157.41	2.07
Parks								
Amazon Park	AP	13,000	160		12,840	37.58	37.84	-0.68
Bethel Acres	BA	2,000			2,000	10.20	10.33	-1.22
Mohegan Improvement	ID	89,600	10,500	5,000	74,100	9.53	9.56	-0.30
Mohegan Beach	MB	67,850	200	9,250	58,400	29.20	29.21	-0.03
Mohegan Highlands	MH	31,825	50		31,775	58.24	58.12	0.21
Shrub Oak Community	SC	71,700	325		71,375	103.98	104.06	-0.08
Shrub Oak Lake	SL	10,000			10,000	11.59	25.77	-55.01
Sewers								
Osceola Sewer	OS	49,020	475	8,000	40,545	16.77	16.02	4.66
Yorktown Sewer	YS	4,103,425	1,396,461	340,000	2,366,964	578.59	577.94	0.11
Bonnie & Jill Sewer	GE	16,010			16,010	260.66	264.57	-1.48
Clover Road Sewer	GA	0			0	0.00	93.31	-100.00
Mohegan East Sewer	GB	222,175	175	20,000	202,000	312.31	274.23	13.88
Mohegan West Sewer	GC	61,900			61,900	194.46	199.64	-2.60
Hunterbrook Sewer	GD	289,710	250		289,460	175.38	183.69	-4.52
Oakside Sewer	GF	64,400	500	20,000	43,900	197.93	192.63	2.75
Hunterbrook Ext 202	GJ	147,850	775		147,075	330.97	338.12	-2.11
Suncrest Sewer	GH	38,500	250		38,250	655.30	649.31	0.92
Gomer Street Sewer	GI	35,950	100		35,850	427.45	424.47	0.70
Overlook Sewer	GG	77,175	250		76,925	568.22	561.01	1.28
Various								
Open Space	C		0			30.00	30.00	0.00
Emergency Medical	SM	615,800	26,500	25,000	564,300	4.33	4.30	0.65
Special Refuse	SR	4,655,775	55,500	50,000	4,550,275	408.43	405.48	0.73
Water District	SW	9,122,950	7,454,000	300,000	1,368,950	12.31	11.92	3.31
Kitchawan Water District	SW2	30,500	25,250		5,250	2.57	21.31	-87.92
Grand Total		55,968,315	23,728,441	1,752,250	30,487,624			

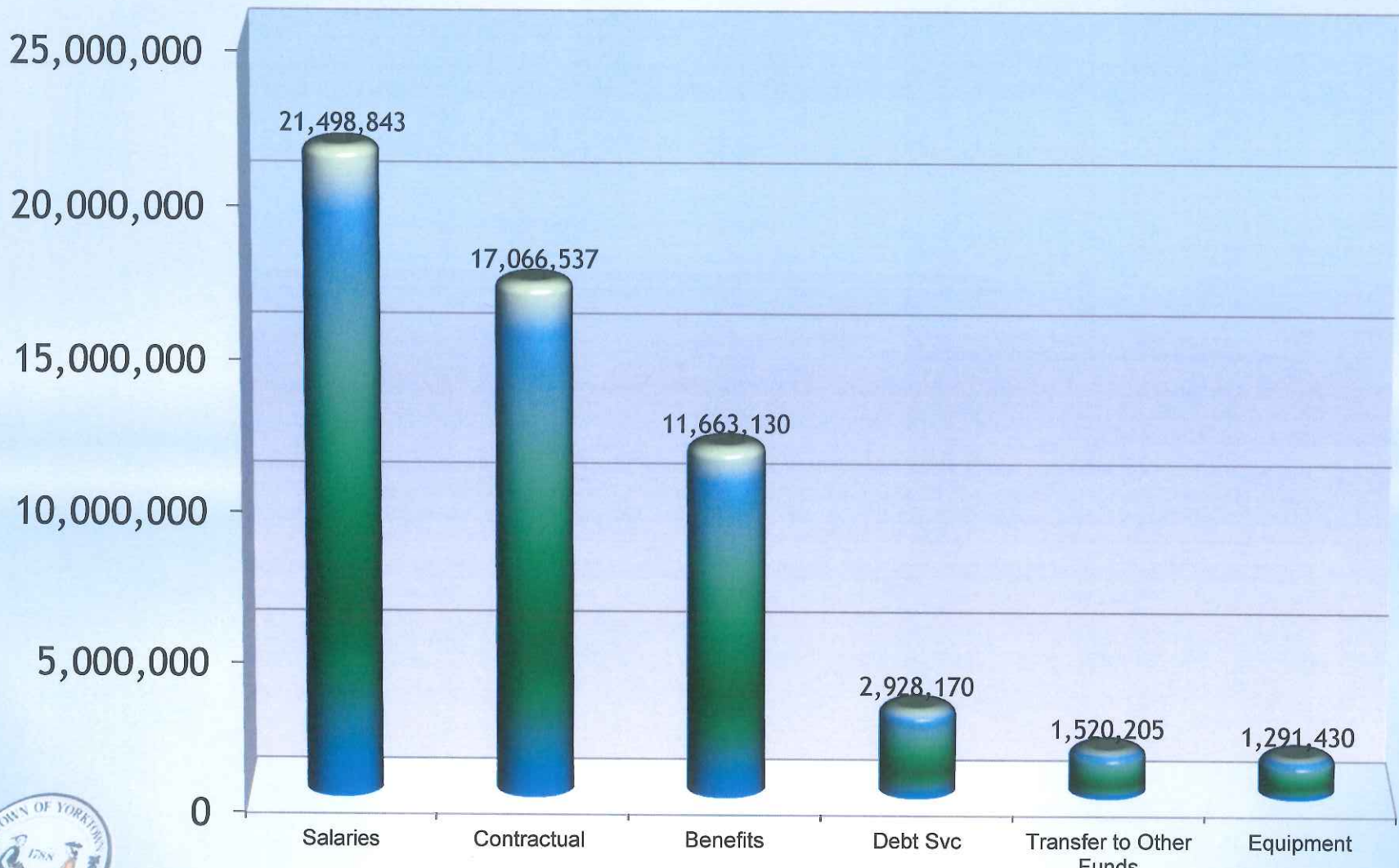
# 2017 Budgeted Revenues by CATEGORY

## \$ 55,968,315



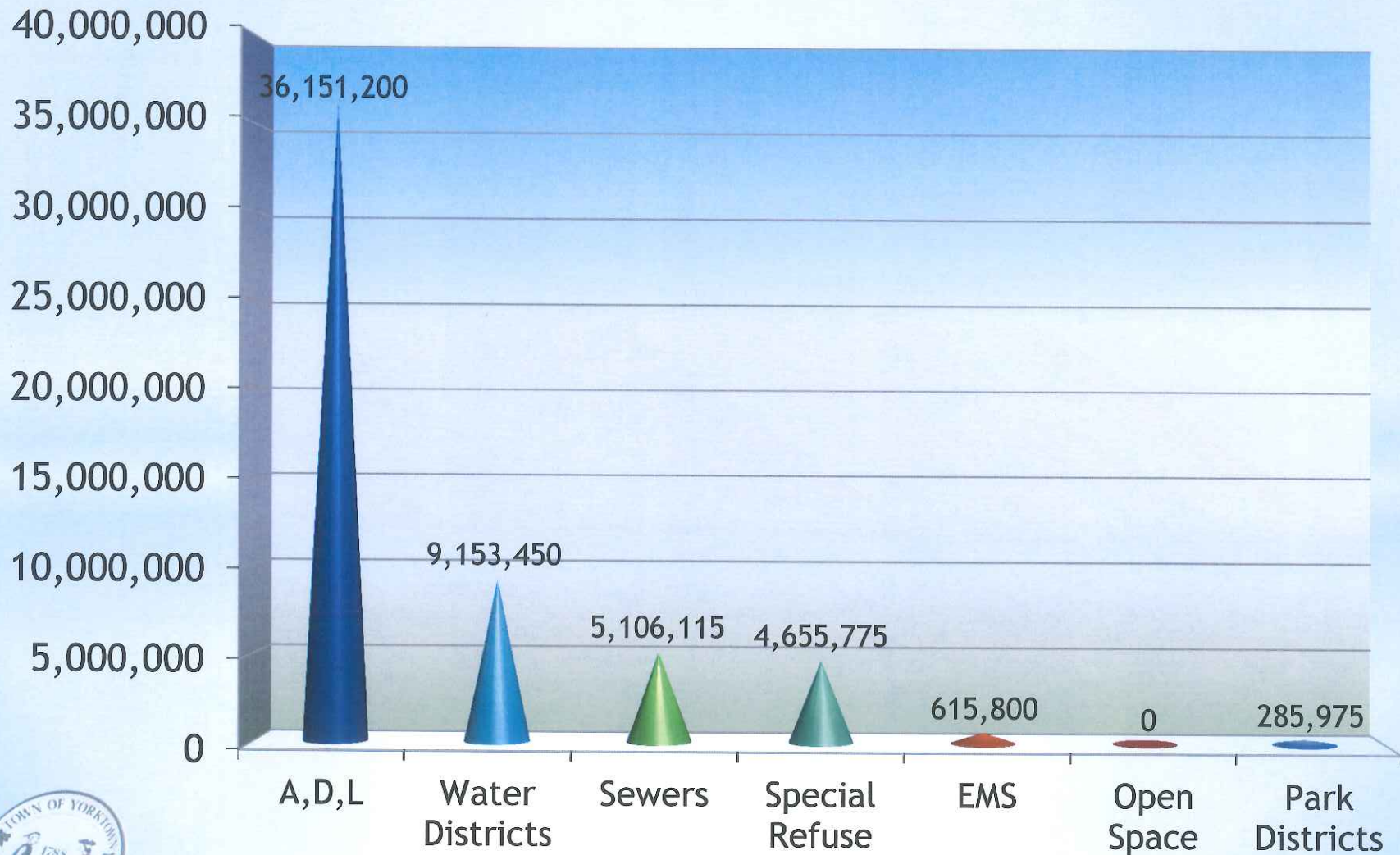
# 2017 Budgeted Expenditures by CATEGORY

## \$ 55,968,315

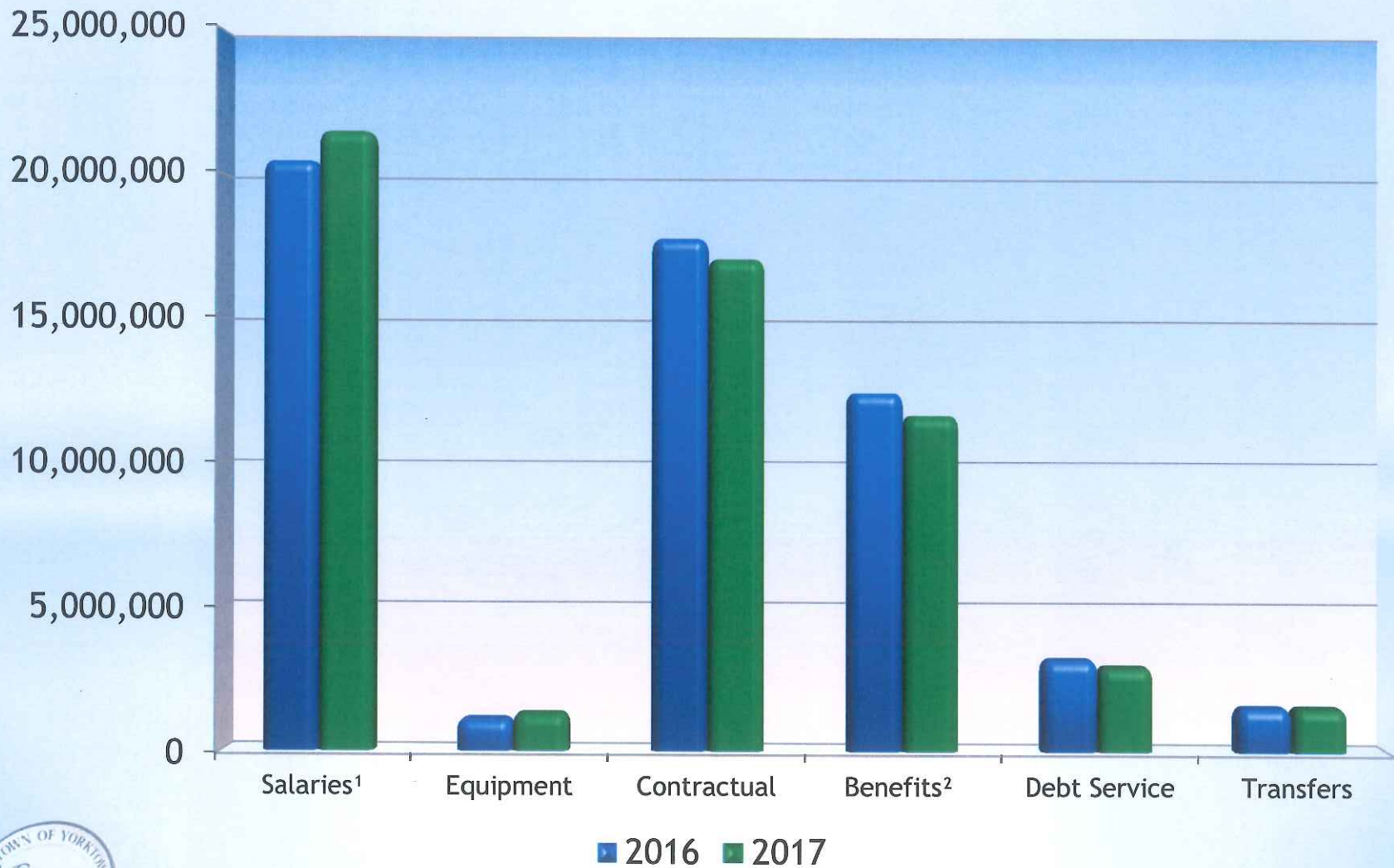


# 2017 Budgeted Appropriations by FUND

## \$ 55,968,315



## Expenditure Comparison 2016 vs. 2017



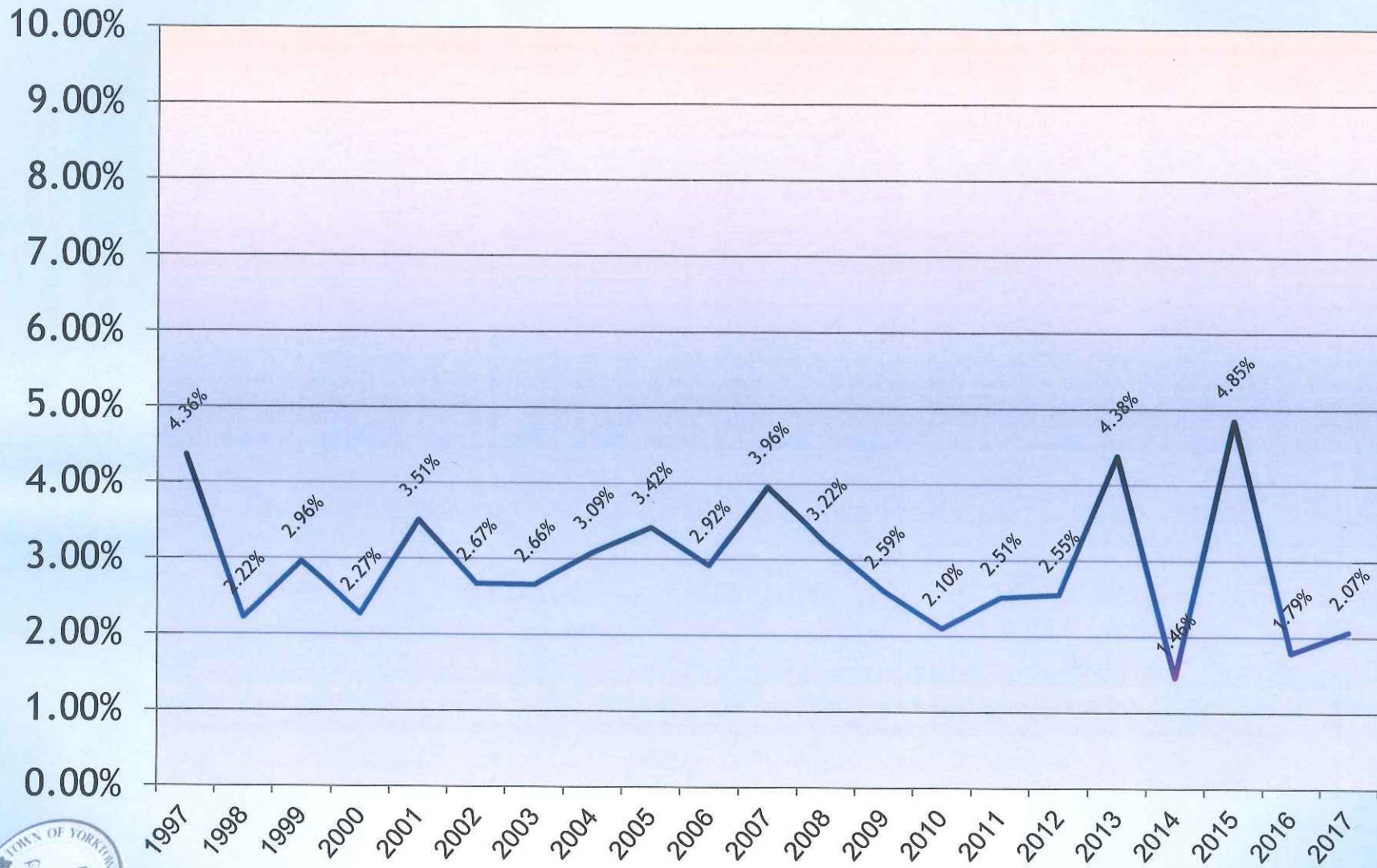
**Salaries<sup>1</sup>**-include PT, OT, Longevity, Lump Sum, Seasonal, Holiday Pay, Lump Vac, Stipend, Night Diff  
**Benefits<sup>2</sup>**-include Med, Dental, Vision, Retirement, Payroll & MTA Tax, Workers Comp, EAP, Unemp, FSA Admin, Emp Testing

## Major Changes to Expenditures

Budgeted Expense	2016	2017
Retirement	4,662,500	4,462,100
Medical (active)	3,637,500	3,521,500
Medical (retirees)	928,500	1,125,750
Dental	260,650	251,475
Vision	70,700	68,200
Debt	3,179,721	2,928,170
Equipment	1,101,075	1,405,430
NWJWW Prof Svc	405,000	708,000
Actual Expense	2015	2016 (to date)
Workers Comp <i>Includes Medical claims, Expenses, Scheduled Loss of Use (SLU), Indemnity</i>	622,409	n/a



# % Change in Tax Rate



Current vs Prior Budget Comparison

2017 Adopted Budget Summary

Fund	Appropriations	Less Revenues	Less Fund Balance	Tax Levy
General	28,180,470	13,818,470	925,000	13,437,000
Highway	5,536,625	493,250	0	5,043,375
Library	2,434,105	445,000	50,000	1,939,105
Total	36,151,200	14,756,720	975,000	20,419,480

2016 Assessment	127,094,241	Tax levy change 16 to 17	488,187.00
2017 Tax Rate	160.66	Tax rate change 16 to 17	2.07%

2016 Adopted Budget Summary

Fund	Appropriations	Less Revenues	Less Fund Balance	Tax Levy
General	27,346,179	13,470,561	925,000	12,950,618
Highway	5,527,950	496,775	0	5,031,175
Library	2,403,025	367,000	86,525	1,949,500
Total	35,277,154	14,334,336	1,011,525	19,931,293

2015 Assessment	126,617,107	Tax levy change 15 to 16	356,887
2016 Tax Rate	157.41	Tax rate change 15 to 16	1.79%

2015 Adopted Budget Summary

Fund	Appropriations	Less Revenues	Less Fund Balance	Tax Levy
General	27,128,174	13,408,893	921,000	12,798,281
Highway	5,295,500	469,250	0	4,826,250
Library	2,568,875	369,000	250,000	1,949,875
Total	34,992,549	14,247,143	1,171,000	19,574,406

2014 Assessment	126,577,490	Tax levy change 14 to 15	954,222
2015 Tax Rate	154.64	Tax rate change 14 to 15	4.85%



**TAX RATE SUMMARY**  
**GENERAL, HIGHWAY, LIBRARY**  
**1990 - 2016**

Year	Assessed Valuation	Assessed Valuation % Change	Tax Rate	Tax Rate % Change	A,D,L Appropriations
1990	126,910,375	0.76	81.16	4.32	17,569,154
1991	128,582,815	1.32	87.56	7.89	18,010,412
1992	127,027,967	(1.21)	81.22	(7.24)	18,158,247
1993	123,543,326	(2.74)	77.18	(4.98)	17,481,319
1994	120,545,172	(2.43)	77.28	0.13	17,706,464
1995	119,903,456	(0.53)	83.66	8.26	17,882,812
1996	119,729,423	(0.15)	87.43	4.51	18,423,170
1997	120,863,316	0.95	91.24	4.36	18,650,219
1998	121,666,212	0.66	93.26	2.22	19,532,407
1999	121,630,651	(0.03)	96.02	2.96	20,147,977
2000	122,800,742	0.96	98.20	2.27	20,848,397
2001	123,384,858	0.48	101.64	3.51	21,487,339
2002	121,887,988	(1.21)	104.35	2.67	22,508,060
2003	123,290,428	1.15	107.13	2.66	23,525,043
2004	123,725,905	0.35	110.44	3.09	26,182,512
2005	124,431,662	0.57	114.22	3.42	27,701,411
2006	124,783,381	0.28	117.56	2.92	28,426,488
2007	124,833,331	0.04	122.21	3.96	29,594,448
2008	125,025,377	0.15	126.15	3.22	30,594,642
2009	125,922,341	0.72	129.41	2.59	30,009,098
2010	127,310,141	1.10	132.13	2.10	29,972,125
2011	127,412,430	0.08	135.45	2.51	30,038,243
2012	126,638,090	(0.61)	138.91	2.55	30,948,122
2013	126,568,929	(0.05)	144.99	4.38	32,424,674
2014	126,248,104	(0.25)	147.49	1.46	33,814,063
2015	126,577,490	0.26	154.64	4.85	34,992,549
2016	126,617,107	0.03	157.41	1.79	35,277,154
2017	127,094,241	0.38	160.66	2.07	36,151,200

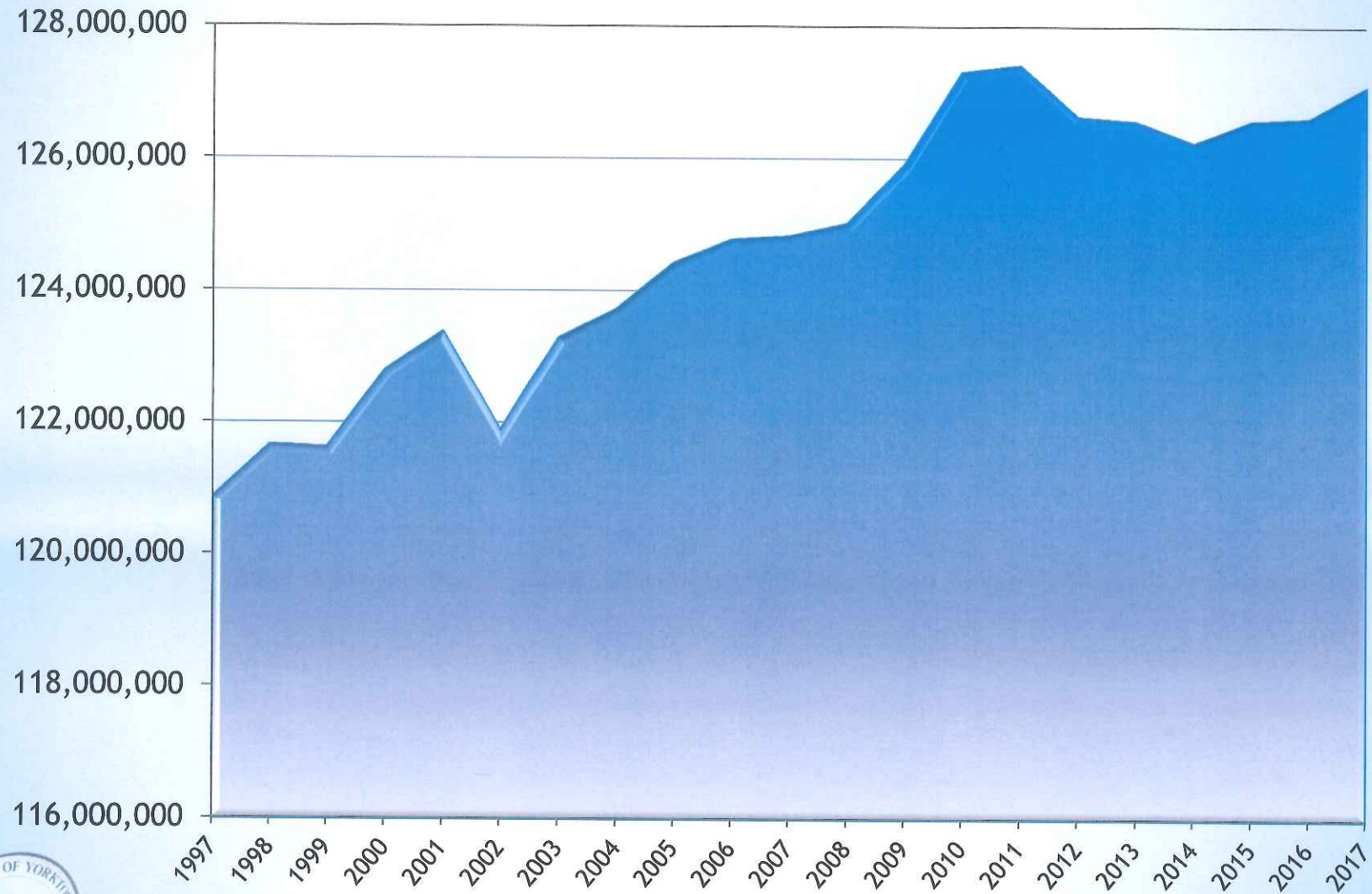
## 2017 Adopted Budget Tax Implications

Tax implications for the typical Yorktown homeowner with an assessed valuation of \$10,000:

Town tax bill for typical resident with Town utilities:			change in \$
General, Highway and Library	1,606.64	increase from 2016	3.25
Water District	123.14	increase from 2016	0.39
Refuse District	408.43	increase from 2016	2.95
Emergency Medical Services	43.28	increase from 2016	0.03
<b>Total</b>	<b>2,181.50</b>		
2017 Typical Assessment Tax Bill with utilities	2,181.50		
2016 Typical Assessment Tax Bill with utilities	2,141.83		
% Change	1.85		

Town tax bill for typical resident without Town utilities:			change in \$
General, Highway and Library	1,606.64	increase from 2016	3.25
Refuse District	408.43	increase from 2016	2.95
Emergency Medical Services	43.28	increase from 2016	0.03
<b>Total</b>	<b>2,058.35</b>		
2017 Typical Assessment Tax Bill without utilities	2,058.35		
2016 Typical Assessment Tax Bill without utilities	2,022.63		
% Change	1.77		

# Assessed Valuation



Fund Balance by Category							
			Non Spendable Fund Balance	Restricted Fund Balance	Assigned Fund Balance	Unassigned Fund Balance	Total Fund Balance
		Code	12/31/2015	12/31/2015	12/31/2015	12/31/2015	12/31/2015
Fund	General	A	715,546	675,911	1,533,691	7,009,656	9,934,804
	Highway	D	96,793	228,121	745		325,659
	Library	L	55,829	112,978	721,679		890,486
Parks	Amazon Park	AP			94,148		94,148
	Bethel Acres	BA			96		96
	Mohegan Improvement	ID			186,780		186,780
	Mohegan Beach	MB			93,750		93,750
	Mohegan Highlands	MH			32,936		32,936
	Shrub Oak Community	SC		27,477	101,702		129,179
	Shrub Oak Lake	SL			90,795		90,795
Sewers	Osceola Sewer	OS			160,908		160,908
	Yorktown Sewer	YS	32,500	634,033	5,547,570		6,214,103
	Bonnie & Jill Sewer	GE			3,135		3,135
	Clover Road Sewer	GA			12,985		12,985
	Mohegan East Sewer	GB			108,726		108,726
	Mohegan West Sewer	GC		10,906	33,678		44,584
	Hunterbrook Sewer	GD			136,295		136,295
	Oakside Sewer	GF		64,633	157,423		222,056
	Hunterbrook Ext 202	GJ			105,555		105,555
	Suncrest Sewer	GH			158,765		158,765
	Gomer Street Sewer	GI			24,418		24,418
	Overlook Sewer	GG		59,520	83,800		143,320
Various	Open Space	C			80,051		80,051
	Emergency Medical	SM			65,451		65,451
	Special Refuse	SR	35,958	78,828	568,174		682,960
Water	Water District	SW	58,379	504,867	2,304,493		2,867,739
	Kitchawan Water District	SW2			120,717		120,717
Debt	Debt Service (Stony St)	DS 20		59,917			59,917
	Fund Balance Definitions						
	Non Spendable Fund Balance	Cannot be spent because they are legally or contractually required to be maintained intact - Ex: prepaid items					
	Restricted Fund Balance	Can only be spent for certain purposes because of restrictions set by law. The State regulates establishment and funding					
	Assigned Fund Balance	These amounts are intended to be spent for a specific purpose expressed by the Town Board					
	Unassigned Fund Balance	These are amounts that are available to be spent for any Town purpose.					
		Only the General Fund can have an Unassigned Fund Balance					

2017 Projected Four Year Financial Model

2017 Adopted Budget Summary

Fund	Appropriations	Less Revenues	Less Fund Balance	Tax Levy
General	28,180,470	13,818,470	925,000	13,437,000
Highway	5,536,625	493,250	0	5,043,375
Library	2,434,105	445,000	50,000	1,939,105
Total	36,151,200	14,756,720	975,000	20,419,480

2016 Assessment	127,094,241	Tax levy change 2016 to 2017	488,187
2017 Tax Rate	160.66	Tax rate change 2016 to 2017	2.07%

2018 Estimated Budget Summary

Fund	Appropriations	Less Revenues	Less Fund Balance	Tax Levy
General	28,884,982	13,956,655	0	14,928,327
Highway	5,675,041	498,183	0	5,176,858
Library	2,494,958	449,450	0	2,045,508
Total	37,054,980	14,904,287	0	22,150,693

2017 Assessment	128,371,538	Tax levy change 2017 to 2018	1,731,213
2018 Tax Rate	172.55	Tax rate change 2017 to 2018	7.40%

2019 Estimated Budget Summary

Fund	Appropriations	Less Revenues	Less Fund Balance	Tax Levy
General	29,607,106	14,096,221	0	15,510,885
Highway	5,816,917	503,164	0	5,313,752
Library	2,557,332	453,945	0	2,103,387
Total	37,981,355	15,053,330	0	22,928,024

2018 Assessment	129,661,672	Tax levy change 2018 to 2019	777,332
2019 Tax Rate	176.83	Tax rate change 2018 to 2019	2.48%

2020 Estimated Budget Summary

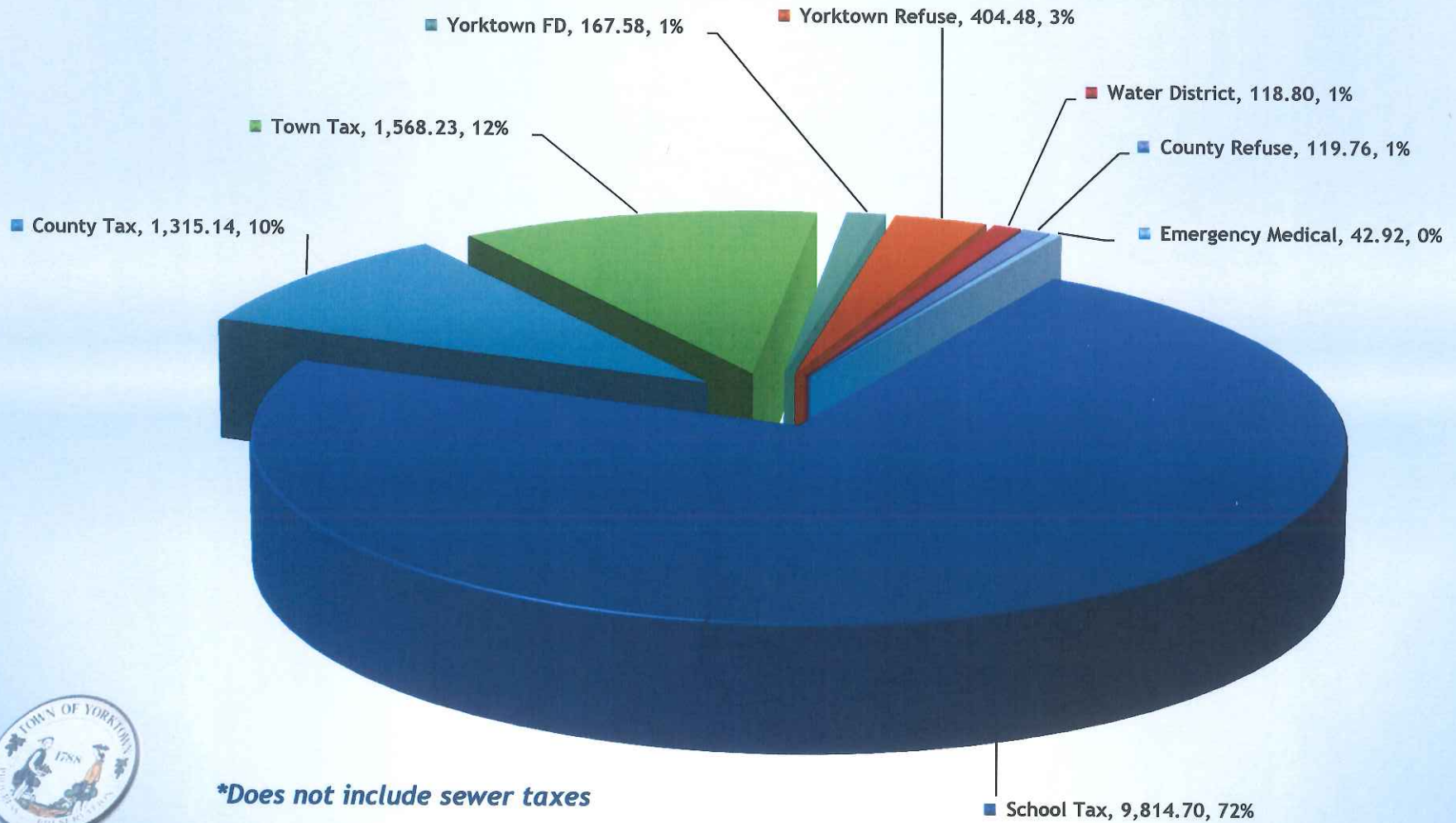
Fund	Appropriations	Less Revenues	Less Fund Balance	Tax Levy
General	30,347,284	14,237,183	0	16,110,100
Highway	5,962,340	508,196	0	5,454,144
Library	2,621,265	458,484	0	2,162,781
Total	38,930,888	15,203,863	0	23,727,025

2019 Assessment	130,964,772	Tax levy change 2019 to 2020	799,001
2020 Tax Rate	181.17	Tax rate change 2019 to 2020	2.46%

Inflationary assumptions: 1% per year for revenues and 2.5% expenditures  
 Assessed valuation assumptions: Increase of .5% for annually.  
 2017 Tentative Budget includes non-reoccurring expenditures  
**2018-2020 Estimated Budgets do not include a fund balance allocation**

# Tax Illustration of a \$10,000 Assessed Home Total

## 2016 Taxes: Yorktown School District \$13,551.61\*

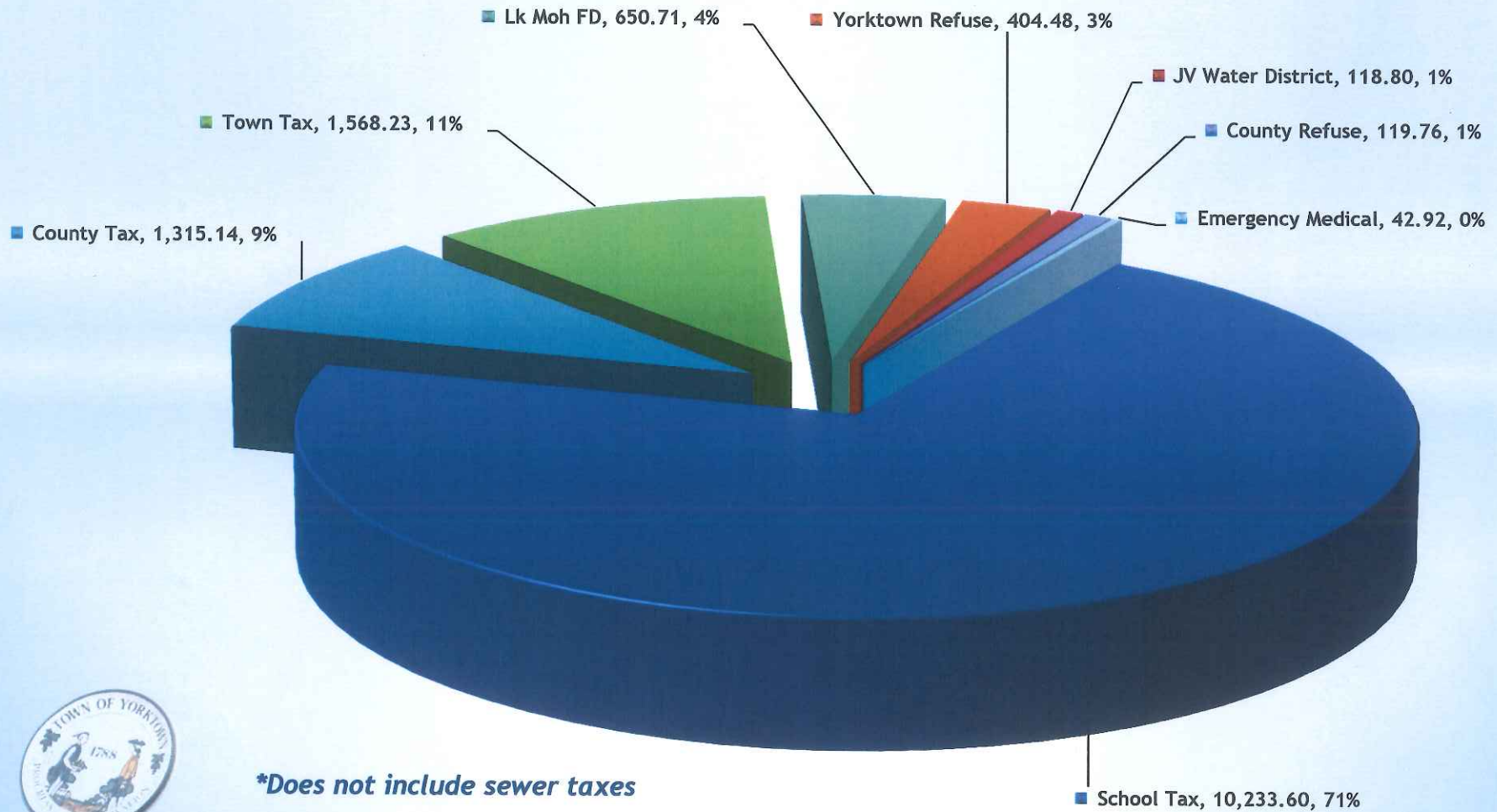


*\*Does not include sewer taxes*



# Tax Illustration of a \$10,000 Assessed Home Total

## 2016 Taxes: Lakeland School District \$14,453.64\*



*\*Does not include sewer taxes*

