



Town of Yorktown, NY

2013 Tentative Budget



October 30, 2012

Town Supervisor ~ Michael Grace
Deputy Comptroller ~ Patricia Caporale



The Town of Yorktown is more than a place to live; it is a way of life. A vital location in the War for Independence; it is a township that took its name from the battle that decisively cemented our dominance over the British troops. Yorktown was first settled in 1683 as part of Van Cortlandt Manor, and was incorporated in 1788 as our nation was forming the principles of democracy we live by today. There is no doubt; each of us is a part of the history and responsible for upholding the legacy. These freedoms shall be preserved and each citizen should experience the treasures of nature, history, individual respect, neighborhood and learning. As resources and energy allow, each of these gifts from the past will be enriched in the present for those yet to come.

We, as a Town in the State of New York, shall do our best to strive for
Progress with Preservation.

Table of Contents

			page
Budget Procedure			1
Departmental Descriptions			2
Town Demographics			7
Exemption Impact Report			8
2013 Tentative Budget Tax Implications			9
2013 Tentative Budget Summary by Category			10
Current v. Prior Budget Comparison			11
General Tax Rate Summary			12
Tax Illustrations Pie Chart - Yorktown School District			13
Tax Illustrations Pie Chart - Lakeland School District			14
Pie Chart - Budgeted Revenue by Category			15
Pie Chart - Budgeted Appropriation by Fund			16
Pie Chart - Budgeted Expenditures by Category			17
General Fund			
Financial Information			
Revenue			18
Expenditures:	Appr Code		
Legislative Board	A.1010		24
Justice Court	A.1110		25
Office of the Supervisor	A.1220		27
Comptroller's Office	A.1315		29
Auditor	A.1320		31
Receiver of Taxes	A.1330		31
Purchasing	A.1345		33
Town Assessor	A.1355		34
Town Clerk	A.1410		36
Legal	A.1420		38
Engineering	A.1440		42
Elections	A.1450		44
Town Hall	A.1620		45
Yorktown Community & Cultural Center	A.1625		48
Building Maintenance	A.1630		49
Public Safety	A.1640		51

General Fund continued	Appr Code			
Central Services	A.1670			52
Insurance	A.1910			54
Municipal Association Dues	A.1920			54
Taxes on Town Property	A.1950			55
Refund of Real Property Taxes	A.1964			55
Contingency	A.1990			56
Police Department	A.3120			56
Jail	A.3150			60
Traffic Control	A.3310			61
Fire Prevention	A.3410			62
Building Department	A.3620			62
Civil Defense	A.3640			64
Health Service	A.4562			66
Highway Administration	A.5010			66
Street Lighting	A.5182			68
Veteran's Services	A.6510			68
Senior Citizen Nutrition Center	A.6772			68
Recreation Administration	A.7020			71
Theater	A.7030			74
Parks	A.7110			74
Norwest	A.7145			77
Beach / Pool	A.7180			77
Aquatics	A.7190			79
Central Garage	A.7215			79
Family & Special Events	A.7270			82
Camp Programs	A.7310			82
Youth Programs	A.7320			83
Museum	A.7450			84
Adult Programs	A.7610			87
Senior Programs	A.7620			87
New Horizons	A.7640			88
Skate Park	A.7650			89
Zoning	A.8010			89
Planning Department	A.8020			90
Section 8 Housing	A.8030			92
Conservation Board	A.8090			94
Employee Benefits	A.9000			96

General Fund continued	Appr Code		
Debt Service	A.9700		97
Serial Bonds	A.9710		97
Bond Anticipation Notes	A.9730		98
Highway			
Highway Fund Revenues	D		101
Highway Fund Expenditures	D		102
Library			
Library Fund Revenues	L		108
Library Fund Expenditures	L		109
Water			
	Appr Code		
Water District Revenues	SW		113
Water District Expenditures	SW		115
Kitchawan Water District Revenues	SW2		122
Kitchawan Water District Expenditures	SW2		123
Refuse			
Refuse District Revenues	SR		125
Refuse District Expenditures	SR		126
Sewer			
Clover Road Sewer District Revenue	GA		130
Clover Road Sewer District Expenditures	GA		131
Mohegan East Sewer District Revenue	GB		132
Mohegan East Sewer District Expenditures	GB		133
Mohegan West Sewer District Revenue	GC		134
Mohegan West Sewer District Expenditures	GC		135
Hunterbrook Sewer District Revenue	GD		136
Hunterbrook Sewer District Expenditures	GD		137
Bonnie & Jill Sewer District Revenue	GE		139
Bonnie & Jill Sewer District Expenditures	GE		140
Oakside Sewer District Revenue	GF		141
Oakside Sewer District Expenditures	GF		142

Sewer Fund continued	Appr Code			
Overlook Sewer District Revenue	GG			143
Overlook Sewer District Expenditures	GG			144
Suncrest Sewer District Revenue	GH			145
Suncrest Sewer District Expenditures	GH			146
Gomer Street Sewer District Revenue	GI			147
Gomer Street Sewer District Expenditures	GI			148
Hunterbrook / 202 Extension Sewer District Revenue	GJ			149
Hunterbrook / 202 Extension Sewer District Expenditures	GJ			150
Osceola Sewer District Revenue	OS			151
Osceola Sewer District Expenditures	OS			152
Yorktown Sewer District Revenue	YS			153
Yorktown Sewer District Expenditures	YS			154
Debt				
Schedule of Serial Bond Indebtedness				161
Debt Schedule Spreadsheet				162
Debt Service Revenue	DS			163
Debt Service Expenditures	DS			164
Special				
Open Space				166
Open Space Revenue	C			167
Open Space Expenditures	C			168
Emergency Medical Services				
Emergency Medical Services Revenue	SM			170
Emergency Medical Services Expenditures	SM			171
Park and Improvement Districts				
Amazon Park District Revenue	AP			174
Amazon Park District Expenditures	AP			175
Bethel Acres Park District Revenue	BA			177
Bethel Acres Park District Expenditures	BA			178
Mohegan Lake Improvement Park District Revenue	ID			179
Mohegan Lake Improvement Park District Expenditures	ID			180
Mohegan Beach Park District Revenue	MB			182
Mohegan Beach Park District Expenditures	MB			183

Park and Improvement Districts continued				
Mohegan Highlands Park District Revenue	MH			185
Mohegan Highlands Park District Expenditures	MH			186
Shrub Oak Community Park District Revenue	SC			188
Shrub Oak Community Park District Expenditures	SC			189
Shrub Oak Lake Park District Revenue	SL			192
Shrub Oak Lake Park District Expenditures	SL			193
Capital Projects				
Five Year Capital Plan				195
Five Year Capital Plan Narrative				196
Employee Salaries				
Employee Salary Information				199
Full Time Positions Budgeted				200
Salary Listing				201
Fire District Budgets				
Yorktown Heights Fire District				208
Lake Mohegan Fire District				210

BUDGET PROCEDURE

- What is a budget? A budget is an orderly financial plan for the operation of government. The plan sets forth the proposed appropriations necessary to carry out activities for a year and the proposed means of financing. The budget is an estimate of planned expenditures and financing sources.
- The Supervisor of the Town of Yorktown, as Chief Executive and Chief Fiscal Officer, under New York State Town Law section 106, prepares a *Tentative Budget*, under the modified accrual basis, to be submitted to the Town Board and public for its review and comment by October 30 of each fiscal year. In creating the tentative budget the Supervisor will have requested and received from each department of the Town government estimates of the costs and revenues associated with its operations by October 20
- The Town Board will meet with various department heads on November 8th & 9th, 2012 to discuss the tentative budget. The Board will adopt a Preliminary budget on November 9, 2012 for general public comment in December at a public hearing.
- The Public Hearing on the Preliminary Budget will be held on December 5, 2012.
- Based on public comment, the Town Board will determine what, if any, revisions are appropriate and may vote to adopt the final budget on December 5, 2012 but no later than December 20, 2012.
- The budget must be recorded in the minutes of the Town Board. The budget takes effect on January 1, 2013, and constitutes the annual budget of the Town for the next fiscal year.
- If the Town Board fails to adopt a budget by December 20, 2012, the Preliminary budget adopted by the Town Board On November 9, 2012 would constitute the budget for the ensuing fiscal year.
- The Town Board, during the fiscal year, may, by resolution, make additional appropriations or increase existing appropriations and provide appropriate financing. The Town Board also may, by resolution, authorize the transfer of moneys, contingent appropriations and unexpended balances so long as said transfers are within the same fund.

THE TOWN OF YORKTOWN

The Town of Yorktown is comprised of five business centers and many residential hamlets throughout its 40 square miles.

Town government consists of 23 different departments employing 233 full time employees.

Assessor: The duty of the Town Assessor is to put a value on real property so that the School, County, Town and Special District taxes may be equitably apportioned among property owners. The assessed value determines what the share of taxes will be for each of the parcels within the Town. The Assessor's Office annually conducts permit and/or inventory inspections that may result in an assessment adjustment. The Assessor's Office is responsible for maintaining current ownership records of each parcel and processes all real property sale transfers. This office also administers various real property tax exemptions authorized under State and local law. These exemptions include STAR, veterans, senior agricultural clergy and partial or full exemptions for certain parcels owned by non-profit organizations which qualify by reason of religious, charitable or educational use. In all cases, application for these exemptions must be filed no later than June 1st.

Building Department: The Building Department administers and enforces the New York State Uniform Fire Prevention and Building Code, New York State Energy Conservation Construction Code and many local laws, including the zoning ordinance alary regulations, dumping and property maintenance laws. The Department issues building permits and certificates of occupancy and processes applications for the Zoning Board of Appeals. The fire inspector is responsible for inspecting commercial, industrial and residential structures to assure compliance with all New York State fire prevention laws. In addition, this department is responsible for the oversight of the employees performing the maintenance and daily cleaning of town buildings. Town Buildings employees also assist other Town departments as needed during special events such as the summer concerts at the gazebo and the street fair.

Central Garage: The employees of Central Garage are responsible for the safe performance of all town vehicles. The staff completes diesel emission inspections for Town trucks, installs equipment on all new police vehicles and oversees the computerized fuel system that services most town vehicles and trucks. The department collects used motor oil from town residents to reuse as fuel to heat its garage.

Community Service / Juvenile Justice: The Town of Yorktown participates in a Juvenile Justice Program where young people who have committed misdemeanors or lower violations are given community service rather than facing the penal system.

Engineering Department: The Engineering Department reviews all development applications and makes recommendations to the appropriate approval authority; issued wetlands, erosion and sediment control, tree and storm water permits according to thresholds set in Town laws; and makes recommendations to the Building Inspector prior to the granting of Certificates of Occupancy. It prepares engineering plans and bid specifications for many Town public works projects, supervises the construction of public works projects and inspects public improvements constructed as part of approved site plans, subdivision and parking plans. It coordinates the creation of new sewer districts and oversees the construction of new sewer lines, oversees the operation of the Yorktown Heights Sewage Treatment Plant and sewer lines and pump stations located throughout Town, and maintains the Town's GIS information system. Through its Environmental Code Inspector, the Department also enforces all Town environmental codes.

Environmental Conservation: The employees of the Environmental Conservation Department are responsible for all scheduled and special bulk trash pickups, as well as the seasonal leaf and Christmas tree pickups. The Department also oversees the household garbage and recycling collections for residential properties that are contracted out. (Commercial properties are responsible for contracting for their own garbage collection and recycling). The Department provides a green recycle container to each household, sells biodegradable paper leaf bags, maintains a drop off for rechargeable batteries and oversees both the "Adopt a Road" program and annual volunteer "Battle of Yorktown" initiative that removes litter and debris from the Town's roadsides.

Finance Department: The Finance Department is responsible for reviewing, approving, recording and monitoring all Town financial transactions including paying all bills, processing bi-weekly payrolls, and administering the Town's self-insured Workers Compensation program as well as other employee benefit programs. Additionally, the Department is responsible for safeguarding all Town assets (cash, property and buildings), investing the Town's cash reserves and reviewing all equipment contracts. As head of the Department, the Comptroller oversees the Town's computer network and works with the Supervisor to prepare the Town's annual budget.

Highway Department: The Highway Department is accountable for maintaining approximately 200 miles of roads and bridges located within the Town in a safe and passable manner. Maintenance includes paving, sweeping, striping, repairing damage and installation of new regulatory road and street name signs. The Department is also responsible for repairing and replacing drainage structures throughout the town; insuring all catch basins and other drainage facilities along Town roads are free of debris; removing snow and ice on all town roads, sidewalks and town parking lots; maintaining, cutting or trimming of trees along the Town's roads; and managing the Town's Organic Waste Facility. Additionally, the Department is responsible for issuing driveway and street opening permits, maintaining all highway trucks and equipment, mowing Town right of ways along all roads, installing and repairing guide/guard rails and responding to all Police Emergencies when requested by the Chief of Police or any police officer.

Legal Department: Under the direction of the Town Attorney the principal function of this department is to advise the Town Board, Department Heads and other officers of the town with regard to the functions and legal issues relating to the duties of their respective offices. The Department assists with the development of and drafts proposed legislation, rules, regulations and policies for Town programs and operations; negotiates, drafts and reviews agreements, contracts, bid documents, deeds, easements, and other legal instruments for Town transactions; defends, supervises and coordinates the defense of actions and proceedings against the Town, its officers, boards and commissions in any action brought against it or them in their official capacities; pursues the collection of delinquent real property taxes through In Rem foreclosure proceedings; prosecutes criminal and civil actions arising out of violations of Town ordinances and coordinates with Town's insurance carriers and their attorneys in defense of the Town against tort claims.

Library: The Library provides books and a variety of other media, as well as publically available computers and a host of special programs for patrons of all ages. The Library also offers a special program for homebound residents who are physically unable to get to the Library. The *Friends of the John C. Hart Memorial Library* support the Library through a membership fee, public donations, annual and daily book sales and the sale of tote bags. The *Friends* also fund and sponsor other educational and cultural programs.

Parks and Recreation Department: The recreation side of the Parks and Recreation Department provides diversified programs for all age groups, from tots to senior citizens and works with community groups such as the Lions Club to co-sponsor events such as the free summer concerts at the gazebo at the Jack DeVito Park, a Halloween Parade, an Easter Egg Hung and free outdoor movies and provides financial assistance to town-based volunteer athletic groups. The department also operates summer day camps for children age 4 to 14 and provides financial support to Nor-West Special Services, a non-profit group that provides recreational programming for persons with special needs. The parks side of the department is responsible for the maintenance of 33 parks and recreational facilities located throughout Town, including two pool complexes, a public beach, a skateboard park, tennis courts, playgrounds and an extensive trail system that provides both active passive recreational opportunities for Town residents.

Planning Department: The Planning Department provides professional services to the Town Board, Planning Board, Zoning Board of Appeals, Conservation Board and the Advisory Board of Architecture and Community Appearance for long range planning studies, special projects such as the Comprehensive Plan, the Community Development Block Grant (CDBG) program and the review of current site plans, parking plans and subdivision applications. The Department also reviews applications for wetland, tree, stormwater and erosion and sediment control permits that are part of site plan or subdivision applications, oversees compliance with the New York State Environmental Quality Review Act (SEQRA) and applies for grants for various Town programs.

Police Department: The Police Department's services fall into three distinct categories: law enforcement including investigating criminal activity, arresting offenders and recovering property; emergency services including responding to traffic accidents, providing first aid to the sick and injured and dispatching emergency services; and non-emergency services including the DARE program, School Resource Officer Program, Public Safety Officer, Animal Control, fingerprinting services for pistol permits, licenses and travel documents. A voluntary Auxiliary Police organization works closely with the Department providing additional patrols at the YCCC and at Town parks, schools, churches and parking lots. The Auxiliary Police also assist with traffic and crowd control during parades, fairs and special events as well as accident scenes and severe weather emergencies.

Section 8: The Section 8 Rental Assistance Program provides rent subsidies to eligible elderly, disabled and low income individuals and families wishing to reside Yorktown. Funded by the U.S. Department of Housing and Urban Development, the subsidy is based on the family's size and composition, income and assets. The Program maintains a waiting list of eligible individuals and families.

Senior Citizen Nutrition Center: Located in the Yorktown Community and Cultural Center (YCCC) the Nutrition Center provides senior citizens with a place to gather and have a nourishing lunch-time meal at a reasonable cost. Additionally, the Center also provides transportation for seniors to the YCCC, as well as for medical visits within Yorktown and for grocery shopping. The Center also organizes a variety of wellness and entertainment programs for seniors.

Sewer Department: The Sewer Department, under the direction of the Town Engineer, operates and maintains the Yorktown Heights Water Pollution Control Facility that treats up to 2.5 million gallons of sewage per day on a monthly average basis. It also operates and maintains 14 pump stations and approximately 80 miles of sewer lines leading to either the Yorktown treatment plant or the regional sewage treatment plant in Peekskill. The Yorktown Heights plant is regulated by both the New York State Department of Environmental Conservation (DEC) and the New York City Department of Environmental Protection (DEP).

Supervisor: The Town Supervisor is the chief executive officer and chief fiscal officer for the Town of Yorktown. As chief fiscal officer, the Supervisor is responsible for presenting a tentative budget and managing the Town's fiscal affairs. The Supervisor oversees the daily administration of all Town departments and represents the Town in regional matters by working closely with elected officials at all levels of government. The Supervisor is also a member of the Town Board and in that capacity presides over Town Board meetings and votes on all matters before the Board.

Tax Office: Under the direction of the Receiver of Taxes, the Tax Department is responsible for compiling, printing, collating and mailing tax bills for all parcels located within the Town of Yorktown. The Department collects all taxes levied by the Town, including special district taxes such as fire, lighting, parks, sewer and water, as well as county and school taxes for that part of the Town within the Yorktown, Lakeland, Croton and Ossining school districts. It also collects payments of all water bills.

Town Board: The Town Board is the Town's legislative body and as such is responsible for enacting new local laws and ordinances, adopting new policies, setting short and long term goals for the Town, and hiring and firing all Town employees. The Town Board also approves the Town's annual budget and sets the tax rate for the Town and all special districts.

Town Clerk: The Town Clerk's office serves as the hub of the community by providing the public with information in person, by phone, mail or online. Many of the Town Clerk's responsibilities are mandated by the state and local law. In addition to serving as the Town's Registrar of Vital Statistics, the Town Clerk is also the Town's Records Management Officer and is responsible for maintaining all records, books and papers of the Town. The Town Clerk attends all meetings of the Town Board and is responsible for taking minutes of the meeting and recording all actions taken by the Town Board. The Town Clerk's office also issues various licenses and permits, recruits election inspectors and in coordination with the Westchester County Board of Elections, oversees the operation of both primary and general elections within the Town.

Town Court: Two Town Justices preside over criminal, civil, traffic tickets and landlord/tenant cases, as well as violations of Town Code. Support staff is available to assist people paying fines, initiate both civil and small claims, provide transcripts of judgments and answer questions regarding court procedures. The Court participates in a voluntary mediation program that seeks to resolve disagreements between individuals without going before a judge.

Water Department: The Water Department maintains a distribution system that brings safe drinking water to approximately 10,000 households and businesses in the Town of Yorktown and portions of Somers, Cortlandt and Putnam Valley. The Department conducts regular tests of water quality, installs and reads meters, installs new water mains and hydrants, repairs water main breaks and conducts semi-annual hydrant flushing. The Department also issues an Annual Report describing the quality of the system's drinking water and its compliance with state and federal water quality standards.

Yorktown Community and Cultural Center: The YCCC is the home of the Senior Nutrition Center and the Town's Planning Department and is also used by the Town's Parks and Recreation Department and a variety of community organizations, including several senior citizen clubs, to provide a wide range of cultural, social, recreational and entertainment programs. The Town also leases space in the building to private entities, including the Yorktown Stage.

Yorktown Town



CENSUS 2000 PROFILE FOR MUNICIPALITIES IN WESTCHESTER COUNTY

POPULATION DATA

Total population:	36,318	100%
Group quarters population:	767	2%
Population by race and Hispanic origin		
White:	33,236	92%
Black:	957	3%
American Indian:	80	0%
Asian:	1,094	3%
Other:	371	1%
Two or more races	580	2%
Hispanic (may be of any race) :	2,226	6%

Age		
0-5:	2,960	8%
6-17:	6,893	19%
18-34:	5,485	15%
35-64:	16,177	45%
65-84:	4,038	11%
85 and over:	785	2%

Place of birth and citizenship		
Native:	32,513	90%
Born in New York State:	28,997	79%
Born in Different State:	3,512	10%
US Citizen Not Born in US:	404	1%
Foreign Born:	3,805	10%
Naturalized Citizen:	2,398	7%
Not a citizen:	1,407	4%

Year of entry for foreign born		
Total Foreign Born:	3,805	100%
1990s:	669	18%
1980s:	803	21%
1970s:	719	19%
Entry Before 1970:	1,614	42%

Ability to speak English		
households in language group	households cannot speak English well	% of language group
Total Households:	12,568	283
English speaking:	9,930	0
Spanish speaking:	835	65
Other Indo-European	1,438	170
Asian speaking:	246	39
Other Language:	119	9

HOUSEHOLD DATA

Total households:	12,568
Average household size:	2.8
Family Households (families):	
Average family size:	3.3
Families with own children under 18:	5,264
Married-couple families:	8,872
Married-couples with children under 18:	4,716
Female-headed households:	786
Female-headed households with children:	419
Non-family households:	2,644
Householder living alone:	2,389
Householder 65+ living alone:	1,311
Children under 18 living in single-parent households:	886

EMPLOYMENT DATA

Employment		
Total civilian labor force:	18,605	100%
Employed persons:	16,143	97.5%
Unemployed persons:	462	2.5%
Occupation of residents		
Total employed residents:	18,143	100%
Management:	8,905	49%
Services:	1,726	10%
Sales and office:	4,907	27%
Construction:	1,666	9%
Production and transport:	919	5%
Farming:	20	0%

Residents commuting to work		
Average travel time to work:	37	minutes
Total Workers 16 and over: ⁽¹⁾	17,918	100%
Drove to work alone:	14,131	79%
Carpooled:	1,326	7%
Public transportation:	1,511	8%
Other means:	217	1%
Worked at home:	733	4%

EDUCATION DATA

Educational attainment		
Total persons 25 and over:	24,464	100%
No HS Diploma:	2,347	10%
High School Graduate:	5,680	23%
Some College:	4,194	17%
Associates:	1,790	7%
Bachelor's:	5,703	23%
Graduate Degree:	4,750	19%

School Enrollment		
Total persons 3 and over enrolled in school:	9,800	100%
Preschool/Kindergarten:	1,575	16%
Elementary:	4,489	46%
High School:	2,203	22%
College:	1,533	16%

INCOME DATA

Household income, 1999 ⁽²⁾		
Per capita:	\$32,972	
Average household:	\$95,281	
Average family:	\$120,666	
Households by Income Range		
Total households:	12,568	100%
Less than \$15,000:	893	7%
\$15,000 to \$29,999:	1,210	10%
\$30,000 to \$44,999:	1,214	10%
\$45,000 to \$59,999:	1,267	10%
\$60,000 to \$74,999:	990	8%
\$75,000 to \$99,999:	2,204	18%
\$100,000 to \$149,999:	2,642	21%
\$150,000 or more:	2,148	17%
Poverty status, 1999 ⁽³⁾		
Total poverty universe:	35,565	100%
Total persons in poverty:	1,021	3%
Persons under 18:	190	3%
Persons 65 and over:	191	4%

HOUSING DATA

Total Housing units	12,852	100%
Housing Occupancy and Tenure		
Occupied housing units:	12,558	97.7%
Vacant units:	296	2.3%
Owner-occupied:	10,800	86%
Renter-occupied:	72	0.7%
Vacant for rent:	1,756	14%
Vacant for sale:	43	2.4%

Housing units in structure		
Total housing units:	12,852	100%
Single-family:	10,321	80%
2 - 9 units:	1,937	15%
10 to 19 units:	207	2%
20 or 49 units:	68	1%
50 or more units:	294	2%
Mobile homes/other:	25	0%

Year housing built		
Total housing units:	12,852	100%
1990 to 2000:	1,424	11%
1980 to 1989:	1,970	15%
1970 to 1979:	2,080	16%
1960 to 1969:	2,679	22%
1950 to 1959:	2,572	20%
1949 or earlier:	1,927	15%

Single-family home value		
Average house value ⁽⁴⁾	\$260,974	
Housing Units by Range in Value		
Total specified 1-family units:	9,178	100%
Less than \$200,000:	2,164	24%
\$200,000 to \$299,999:	4,608	50%
\$300,000 to \$399,999:	1,503	16%
\$400,000 to \$499,999:	540	6%
\$500,000 to \$749,999:	254	3%
\$750,000 to \$999,999:	85	1%
\$1,000,000 or more:	24	0%

Monthly renter costs		
Average rent:	\$911	
Housing Units by Range in Rent		
Total specified renter units:	1,733	100%
<\$500:	233	13%
\$500-\$900:	534	31%
\$900-1,249:	544	31%
\$1,250 - 1,499:	138	8%
\$1,500-2,000:	153	9%
\$2,000+:	6	0%
No Cash Rent:	125	1%

Cost-burdened households ⁽⁵⁾		
Total households:	12,568	100%
Total Cost-burdened households:	3,406	31%
Renters:	651	37%
Owners w/mortgage:	2,303	33%
Owners no mortgage:	452	20%
Overcrowded Housing Units ⁽⁶⁾		
Total housing units:	12,852	100%
Persons per Room	12,786	99%
Less than 1:	50	0%
1 to 1.12:	16	0%
1.12 to 2:	0	0%
2 or more:	0	0%

Sources: US Census Bureau, S83 Data. Notes: (1) Workers are a sub-set of employed persons. Employed persons may not have responded as being at work due to illness, injury, etc. (2) Income and poverty values are for 1999 because the census asks for the past year's income. (3) Percent persons under 18, and 65 and over is a percent of their age group. (4) Does not include condominium or cooperative housing units. Average house value is self-reporting. House value is not comparable to housing sales statistics from the Westchester County Board of Realtors. (5) Cost-burdened is defined by the US HUD as those paying in excess of 30% of their income toward housing costs. (6) The US HUD defines overcrowding as more than 1 person per room and severe overcrowding as more than 1.5 persons per room.

Exemption Impact Report

Assessment Year: 2012

County: Westchester
SWIS Code: 555400

Town Value Report

Municipality: Yorktown
Total Assessed Val: 152,091,721
Uniform Percentage: 2.66

Equalized Total Assessed Value = 5,717,733,872

Exempt Code	Description	Statutory Authority	# of Exempts	Total Equalized Value of EX	% of Value Exempted
10100	SPECIAL DISTRICT	RPTL 410	8	1,815,789	0.03
12100	ST OWNED	RPTL 404(1)	49	119,774,812	2.09
13100	CNTY OWNED	RPTL 406(1)	18	33,913,533	0.59
13360	NYC AQUEDUCT	RPTL 406(4)	44	61,193,233	1.07
13500	TOWN OWNED	RPTL 406(1)	319	96,774,999	1.69
13730	PUB PARK	RPTL 406(2)	3	263,157	0.00
13800	SCHL OWNED	RPTL 408	16	323,577,067	5.66
13850	BOCES	RPTL 408	14	10,171,052	0.18
13870	SP/DST OWN	RPTL 410	4	219,924	0.00
14110	POST OFFIC	State L 54	1	2,695,488	0.05
14200	FOREIGN GO	RPTL 418	9	3,338,345	0.06
21600	CLERGY-RES	RPTL 462	3	1,084,586	0.02
25110	RELIGIOUS	RPTL 420-a	45	55,186,466	0.97
25120	EDUCATIONL	RPTL 420-a	40	52,927,631	0.93
25130	CHARITABLE	RPTL 420-a	4	1,885,338	0.03
25230	MENTAL IMP	RPTL 420-a	5	2,236,842	0.04
25300	OTH NONPRF	RPTL 420-b	11	11,663,533	0.20
26050	AGR. SOCIETY	RPTL 450	2	1,075,187	0.02
26100	VETS ORG.	RPTL 452	1	302,631	0.01
26400	INC VOL FR	RPTL 464(2)	13	12,118,421	0.21
27350	CEMETERY	RPTL 446	3	563,909	0.01
28120	DISABLED RESIDENCE	RPTL 422	3	1,744,360	0.03
28520	NURSING HOME	RPTL 422	5	17,336,466	0.30
28540	MENTAL/DISABLE	RPTL 422	5	2,776,315	0.05
29350	LIBRARY	RPTL 438	2	7,184,210	0.13
33551	TOWN IN REM	RPTL 406(5)	2	39,473	0.00
41101	VETERANS	RPTL 458	270	33,740,263	0.59
41121	WAR VET CT	RPTL 458-a	697	29,522,030	0.52
41131	COMBAT VET CT	RPTL 458-a	459	29,407,781	0.51
41141	DISABLED VET CT	RPTL 458-a	73	5,344,172	0.09
41161	COLD WAR VET	RPTL 458-b	73	3,279,135	0.06
41171	DIS. COLD WAR VET	RPTL 458-b	4	79,398	0.00
41300	PARAPLEGIC	RPTL 458	1	381,578	0.01
41400	CLERGY	RPTL 460	4	225,563	0.00
41681	C/T VOL FIRE & AMB	RPTL 466-c, d, e, g	52	1,736,541	0.03
41720	AG-COUNTY	Ag-Mkts L 305	19	4,558,834	0.08
41730	AGR-INDAPP	Ag-Mkts L 306	1	149,999	0.00
41800	AGED-ALL C/T/S	RPTL 467	142	13,778,458	0.24
41801	AGED-CTY/TOWN	RPTL 467	280	19,452,518	0.34
41930	DSBL-INCOM C/T/S	RPTL 459-c	4	408,383	0.01
41931	DSBL-INCOM C/T	RPTL 459-c	9	639,135	0.01
41963	HISTORIC PROPERTY	RPTL 444-a	1	21,428	0.00
42100	AG BUILDING	RPTL 483-a	2	280,075	0.00
47460	FORESTED LAND	RPTL 480-a	3	329,473	0.01
48510	LIMITED PROFIT	PHRL 33(1)(a)	1	2,434,210	0.04
	Total Exemptions (No System EX's)		2,724	967,631,741	16.92

2013 Tentative Budget Tax Implications

Tax implications for the typical Yorktown homeowner with an assessed valuation of \$10,000:

Town tax bill for typical resident with Town utilities:		
General, Highway and Library	1,496.40	Increase of \$107.30 from 2012
Water District	133.80	Decrease of \$64.70 from 2012
Weighted average of all town sewer districts	375.08	Increase of \$3.74 per unit
Refuse District	403.97	Decrease of \$58.67 per household
Emergency Medical Services	37.70	Decrease of \$.10 from 2012
Total	2,446.95	Decrease of \$12.23 from 2012

2013 Typical Assessment Tax Bill with utilities	2,446.95
2012 Typical Assessment Tax Bill with utilities	2,459.18
% Change	-0.50

Town tax bill for typical resident without Town utilities:		
General, Highway and Library	1,496.40	Increase of \$107.30 from 2012
Refuse District	403.97	Decrease of \$58.67 per household
Emergency Medical Services	37.70	Decrease of \$.10 from 2012
Total	1,938.07	Increase of \$48.73 from 2012

2013 Typical Assessment Tax Bill without utilities	1,938.07
2012 Typical Assessment Tax Bill without utilities	1,889.34
% Change	2.58

2013 Tentative Budget Summary by Category									
Fund	Code	2013 Appropriations	2013 Revenue	Appropriated Fund Balance	2013 Tax Levy	2013 Tax Rate	2012 Tax Rate	% Change	2011 Unrestricted Fund Balance
General	A	24,973,331	12,500,176	80,350	12,392,805				2,483,986
Highway	D	4,918,103	431,474	0	4,486,629				257,143
Library	L	2,358,400	298,650	0	2,059,750				311,088
Subtotal		32,249,834	13,230,300	80,350	18,939,184	149.64	138.91	7.72	3,052,217
Parks									
Amazon Park	AP	23,050	350	5,000	17,700	51.78	51.78	0.01	69,800
Bethel Acres	BA	2,000	0	0	2,000	10.14	10.14	0.00	96
Mohegan Improvement	ID	91,631	10,650	45,000	35,981	4.64	4.75	(2.27)	122,217
Mohegan Beach	MB	68,713	250	10,000	58,463	29.05	29.01	0.15	7,159
Mohegan Highlands	MH	31,059	100	0	30,959	56.85	56.85	0.00	8,614
Shrub Oak Community	SC	69,437	600	0	68,837	99.23	99.46	(0.23)	52,909
Shrub Oak Lake	SL	26,116	200	4,000	21,916	25.19	25.19	0.01	19,808
Sewers									
Osceola Sewer	OS	67,793	1,000	40,000	26,793	11.08	11.32	(2.12)	120,855
Yorktown Sewer	YS	4,328,400	1,432,292	0	2,896,108	708.98	686.73	3.24	3,102,032
Bonnie & Jill Sewer	GE	12,490	0	0	12,490	203.35	224.24	(9.31)	1,524
Clover Road Sewer	GA	15,734	0	10,000	5,734	104.58	104.58	(0.00)	50,898
Mohegan East Sewer	GB	162,478	0	0	162,478	249.20	294.10	(15.27)	48,007
Mohegan West Sewer	GC	66,342	0	0	66,342	208.41	219.83	(5.19)	1,826
Hunterbrook Sewer	GD	287,860	0	0	287,860	175.17	178.31	(1.76)	31,110
Oakside Sewer	GF	31,250	0	0	31,250	140.89	148.57	(5.17)	190
Hunterbrook Ext 202	GJ	164,800	0	0	164,800	375.04	386.19	(2.89)	49,400
Suncrest Sewer	GH	39,400	0	0	39,400	675.00	709.27	(4.83)	142,137
Gomer Street Sewer	GI	36,300	0	0	36,300	432.81	432.81	0.00	10,971
Overlook Sewer	GG	85,700	0	0	85,700	633.03	662.58	(4.46)	22,414
Various									
Open Space	C	410,970	0	0	410,970	30.00	30.00	0.00	(1,948,942)
Emergency Medical	SM	515,957	24,550	0	491,407	3.77	3.76	0.25	(9,049)
Special Refuse	SR	4,524,149	55,000	0	4,469,149	403.97	462.64	(12.68)	864,179
Water District	SW	8,182,599	5,946,000	750,000	1,486,599	13.38	19.85	(32.59)	6,263,502
Kitchawan Water District	SW2	95,975	24,000	0	71,975	25.94	26.27	(1.25)	63,958
Debt Service (Stony St)	DS 20	0	0	0	0	0.00	0.00	0.00	89,034
Grand Total		51,590,037	20,725,292	944,350	29,920,395				12,236,866

Current vs Prior Budget Comparison

**Town of Yorktown
2013 Tentative Budget Summary**

Fund	Appropriations	Less Revenues	Less Fund Balance	Tax Levy
General	24,973,331	12,500,176	80,350	12,392,805
Highway	4,918,103	431,474	0	4,486,629
Library	2,358,400	298,650	0	2,059,750
Total	32,249,834	13,230,300	80,350	18,939,184

2012 Assessment	126,568,929		Tax levy change 12 to 13	1,347,494
2013 Tax Rate	149.64		Tax rate change 12 to 13	7.72%

**Town of Yorktown
2012 Adopted Budget Summary**

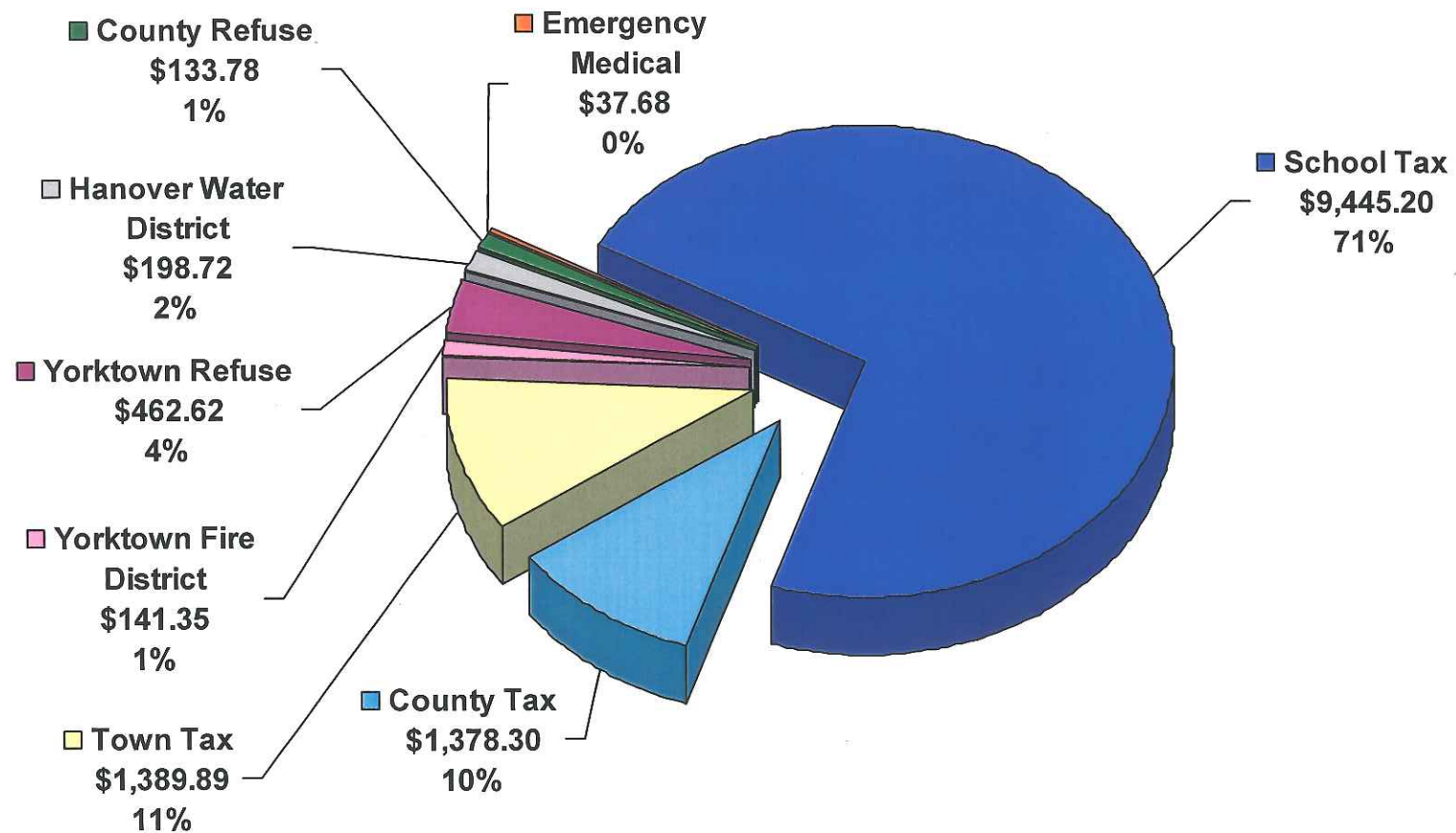
Fund	Appropriations	Less Revenues	Less Fund Balance	Tax Levy
General	23,820,904	12,153,722	290,000	11,377,182
Highway	4,838,604	387,710	225,000	4,225,894
Library	2,288,614	300,000	0	1,988,614
Total	30,948,122	12,841,432	515,000	17,591,690

2011 Assessment	126,638,090		Tax levy change 11 to 12	334,152
2012 Tax Rate	138.91		Tax rate change 11 to 12	2.43%

TOWN OF YORKTOWN						
GENERAL TAX RATE SUMMARY						
1985 - 2013						
Year	Assessed Valuation	% Change	Tax Rate	% Change	A,D,L Appropriations	% Change
1985	115,296,686		65.86		10,765,362	
1986	116,656,211	1.18	69.76	5.92	12,367,707	14.88
1987	118,552,762	1.63	72.34	3.70	13,282,011	7.39
1988	120,650,003	1.77	74.71	3.28	15,017,375	13.07
1989	125,951,113	4.39	77.80	4.14	16,427,418	9.39
1990	126,910,375	0.76	81.16	4.32	17,569,154	6.95
1991	128,582,815	1.32	87.56	7.89	18,010,412	2.51
1992	127,027,967	(1.21)	81.22	(7.24)	18,158,247	0.82
1993	123,543,326	(2.74)	77.18	(4.98)	17,481,319	(3.73)
1994	120,545,172	(2.43)	77.28	0.13	17,706,464	1.29
1995	119,903,456	(0.53)	83.66	8.26	17,882,812	1.00
1996	119,729,423	(0.15)	87.43	4.51	18,423,170	3.02
1997	120,863,316	0.95	91.24	4.36	18,650,219	1.23
1998	121,666,212	0.66	93.26	2.22	19,532,407	4.73
1999	121,630,651	(0.03)	96.02	2.96	20,147,977	3.15
2000	122,800,742	0.96	98.20	2.27	20,848,397	3.48
2001	123,384,858	0.48	101.64	3.51	21,487,339	3.06
2002	121,887,988	(1.21)	104.35	2.67	22,508,060	4.75
2003	123,290,428	1.15	107.13	2.66	23,525,043	4.52
2004	123,725,905	0.35	110.44	3.09	26,182,512	11.30
2005	124,431,662	0.57	114.22	3.42	27,701,411	5.80
2006	124,783,381	0.28	117.56	2.92	28,426,488	2.62
2007	124,833,331	0.04	122.21	3.96	29,594,448	4.11
2008	125,025,377	0.15	126.15	3.22	30,594,642	3.38
2009	125,922,341	0.72	129.41	2.59	30,009,098	(1.91)
2010	127,310,141	1.10	132.13	2.10	29,972,125	(0.12)
2011	127,412,430	0.08	135.45	2.51	30,038,243	0.22
2012	126,638,090	(0.61)	138.91	2.55	30,948,122	3.26
2013	126,568,929	(0.66)	149.64	7.72	32,249,834	7.36

Tax Illustration of a \$10,000 Assessed Home

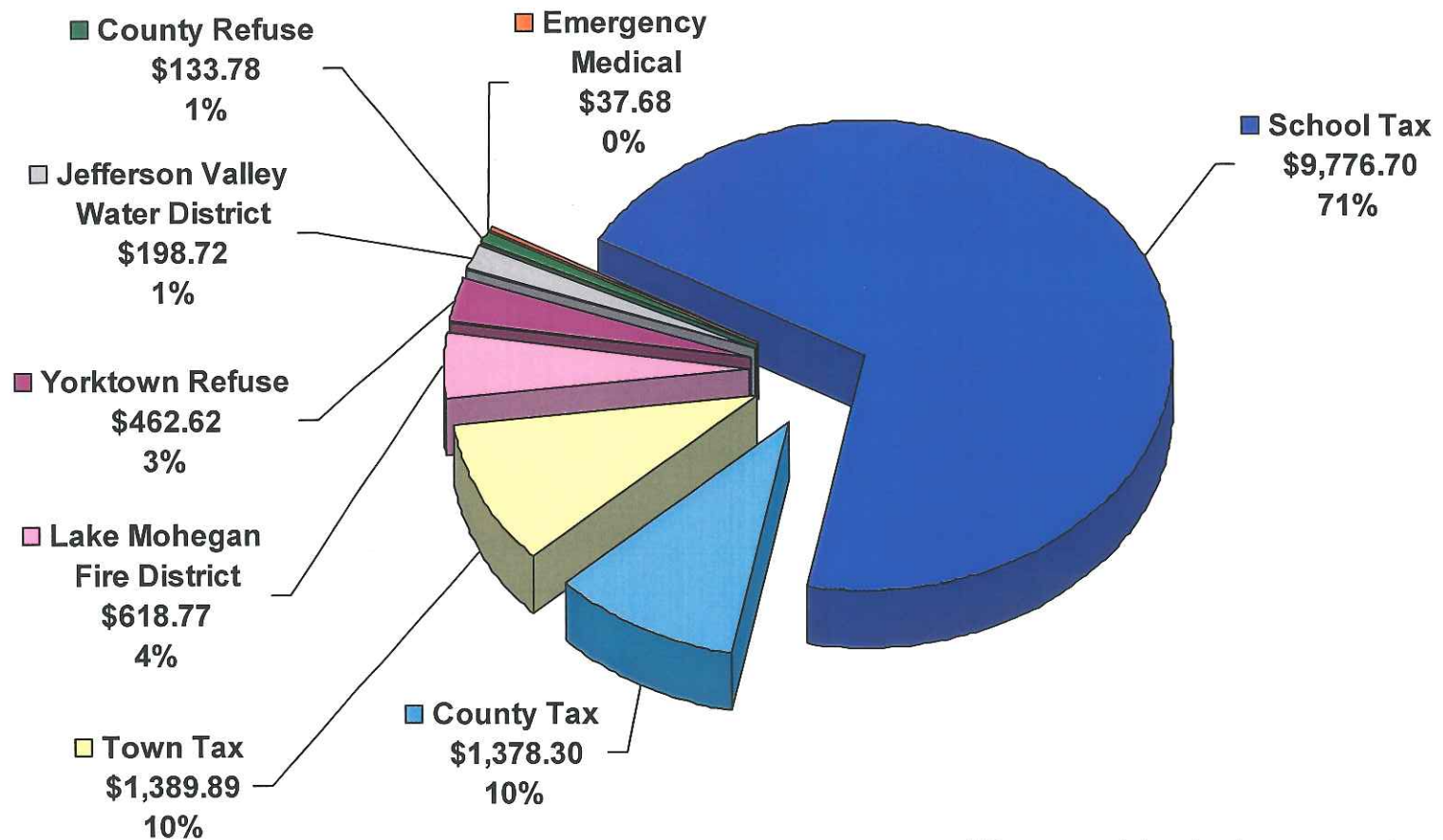
Total 2012 Taxes: Yorktown School District \$13,187.54*



*Does not include sewer taxes.

Tax Illustration of a \$10,000 Assessed Home

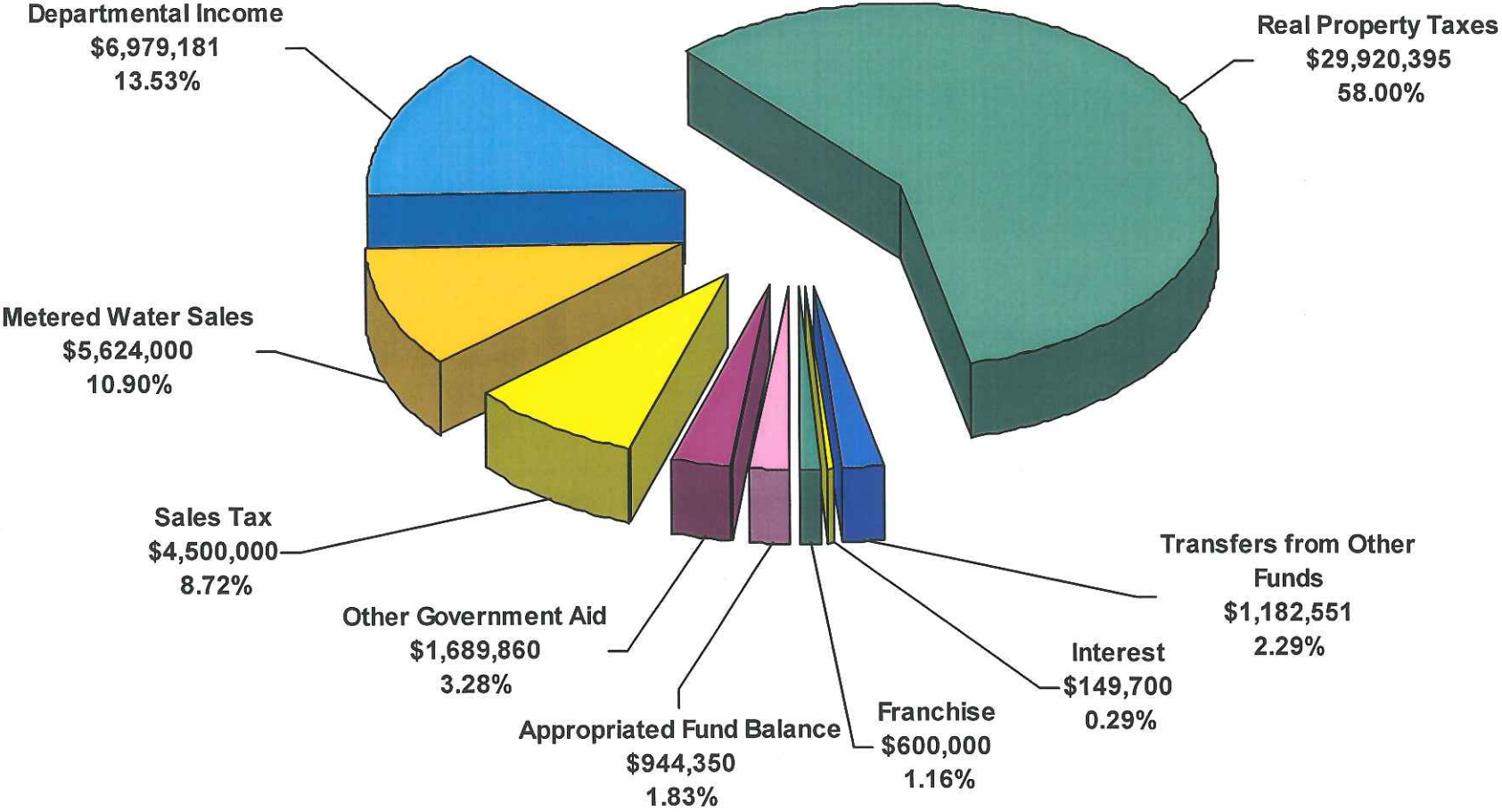
Total 2012 Taxes: Lakeland School District \$13,996.46*



*Does not include sewer taxes.

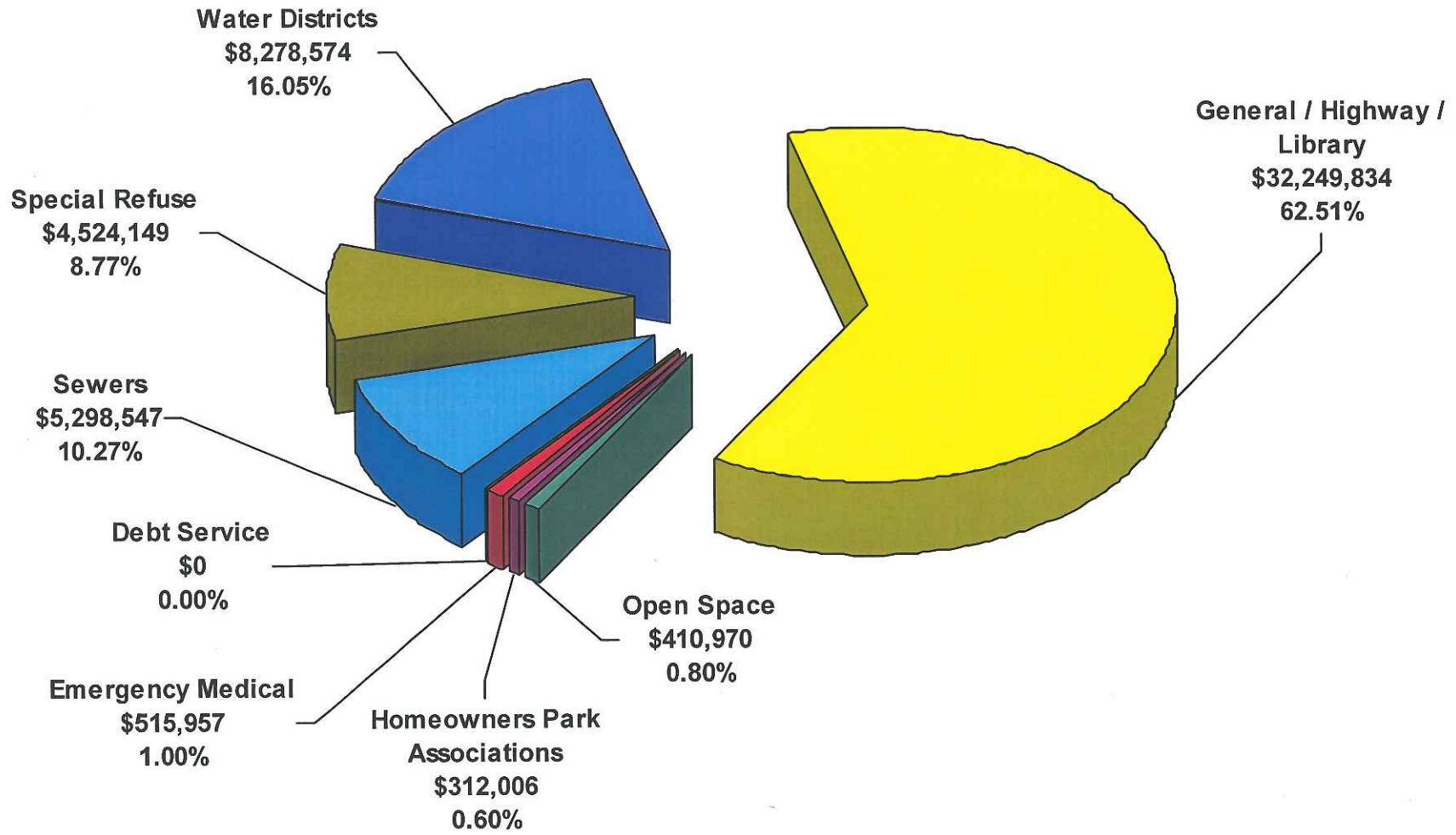
2013 Budgeted Revenues by Category

\$51,590,037



2013 Budgeted Appropriations by Fund

\$51,590,037



2013 Budgeted Expenditures by Category

\$51,590,037

